



FY 2019

Annual Report

CONTENTS

Mission Statement

Message from the Commissioner

About the Commissioner

Leadership Structure

Accomplishments

Administration and Finance14

Security pins: Authorized vs. Filled16

Cost per day by program18

Total costs of state-operated facilities19

Program costs incurred by fund and category20

Mississippi Prison Agricultural Enterprises21

Community Corrections24

Overview27

Snapshot of active supervised population30

Collections31

Interstate Compact32

Community work center labor33

Restitution center disbursements33

ISP Admissions - county of conviction34

Institutions35

Mississippi State Penitentiary38

Central Mississippi Correctional Facility39

South Mississippi Correctional Institution40

Private correctional facilities41

Regional correctional facilities42

CONTENTS

Programs	44
Treatment and Programs	46
Alcohol and Drug Treatment	50
Drug and treatment programs by facility	51
Population Statistics	58
General characteristics	59
Security classification	63
Medical classification	65
Admissions	66
General characteristics	67
Entry type	69
Drug offenders	71
Sex offenders	74
Youthful offenders	79
Offenders age 50 and over	83
Releases	87
General characteristics	88
Exit type	91
Drug offenders	93
Sex offenders	96
Youthful offenders	101
Offenders age 50 and over	103

MISSION STATEMENT

To enhance public safety by providing secure facilities and effective post-release supervision for offenders and ensuring a safe and professional work environment for staff while bringing accountability, innovation, and fiscal responsibility to the citizens of Mississippi.

VISION STATEMENT

The Mississippi Department of Corrections is a model professional agency that adheres to the values of integrity, honesty, and openness in all its practices. As correctional leaders, we believe the safety of the public is of paramount importance and fundamental to our mission. Recognizing that people make up organizations, we value all our employees and are committed to their professional development and well being. We are committed to assisting offenders in becoming productive, law-abiding citizens. As an agency, we provide excellence in public service and strive to continually improve.

CORE VALUES

INTEGRITY — In the behavior, actions, and decisions of our employees.

FAIRNESS — In the consistent treatment of employees, offenders, and our dealings with the public.

DEPENDABILITY — In doing those things that are necessary to fulfill our mission.

RESPECT — In our relationships with each other and those we serve.

COMPETENCE — In the performance of our duties and responsibilities.

OPENNESS — In all of our communications.



STATE OF MISSISSIPPI

DEPARTMENT OF CORRECTIONS

PELICIA E. HALL, Esq.
COMMISSIONER

Dear Fellow Mississippians:

Welcome to the annual report of the Mississippi Department of Corrections for fiscal 2019. It is an honor to share with you a snapshot of the department from July 1, 2018 to June 30, 2019.

You will find a lot of familiar features, such as our assessment of the prison population to include race and gender, plus the primary offense, age at sentence, length of sentence and counties of conviction during the period covered by this report. Our educational, vocational, and treatment programs are once again represented as well.

This report, however, is merely snippets of the department. I am proud to say that despite critical staffing challenges, fiscal 2019 historically was one of the agency's busiest for rehabilitation and re-entry, thanks to the exponential use of interagency partnerships, community partners, and volunteers. We expanded program offerings to help individuals cope with incarceration, transition back to their communities, and improve their chances of being taxpayers rather than tax burdens. We held mock job fairs to ready individuals for release. We increased the number of incarcerated adults assisted with finding employment before their release. We successfully convened the second re-entry symposium, bringing in correctional leaders from surrounding states for a discussion on best practices. We co-sponsored re-entry/resource job fairs in the community.

So, as you can see, we have been very busy carrying out the vision to actively address reducing recidivism and meet offenders' reintegration needs, thereby decreasing future victimization.

The year stands out also for the grand re-opening of the Delta Correctional Facility as a centralized technical violation center (TVC) and legislative approval of a bill to help address contraband cellphones.

No matter how major or minor the accomplishments, I want to always thank our employees for what they do for public safety. With their help, rest assured the MDOC will have another successful year.

Sincerely,

Pelicia E. Hall

MDOC Commissioner

Commissioner Pelicia E. Hall

Pelicia E. Hall is Mississippi's first female commissioner of corrections. Gov. Phil Bryant appointed her in February 2017.

She leads one of state government's largest agencies. She manages about 2,000 employees and more than 30 facilities, including three state prisons, three private prisons, 15 regional facilities, 10 community work centers, two technical violation centers, and four restitution centers.

Hall served as chief of staff at the Mississippi Department of Corrections two years before her appointment. She came to corrections after serving as lead counsel for the Mississippi Bureau of Narcotics. She took the MBN job after having represented the state for three years as a Special Assistant Attorney General with the Office of the Mississippi Attorney General.

Before litigating cases on both the state and federal levels, she was a law clerk for the U.S. Attorney's Office for the Southern District of Mississippi and the Hinds County Circuit Court.

Hall has about 20 years of legal experience in the government and private sectors in a wide



variety of disciplines. She is admitted to practice in both state and federal courts.

Hall began her government career after six years with the private law firm of Page, Kruger & Holland, P.A. in Jackson, where she litigated cases involving personal injury claims, employment discrimination, contract disputes, products liability, premises liability, insurance coverage, and general tort litigation.

Hall is a member of the Mississippi Bar Association, the National Bar Association, Magnolia Bar Association, Capital Area Bar Association, Mississippi Women Lawyers Association, American Bar Association, American Correctional Association, Association of State Correctional Administrators, and Association of Women Executives in Corrections.

Hall earned a Juris Doctor degree from Mississippi College School of Law and a Bachelor of Arts degree from Alcorn State University, where she majored in political science/pre-law.

The Metro Jackson Black Women Lawyers Association recognized Hall as a Legal Trailblazer in 2017. She was honored as a leading Alcornite under 50 in 2018.

She is a proud native of Shubuta in Wayne County.

Commissioner

Deputy Commissioner Institutions

State Prisons

Regional Prisons

Private Prisons

Approved County Jails

Training Division

Deputy Commissioner Community Corrections

Community Work Centers

Restitution Centers

Technical Violation Centers

Interstate Compact

Probation & Parole

Intensive Supervision

Earned Release Supervision

Electronic Monitoring

Transitional Housing

Deputy Commissioner Admin. & Finance

Budgeting

Research Statistics

Fiscal Comptroller

Human Resources

Agricultural Enterprises

Procurement, Property,
& Warehousing

Deputy Administrator Tech. & Programs

Research Statistics

Management
Information Systems

Grant Administration

Policy, Planning, Research
and Evaluation

Treatment &
Programs

Records

Re-Entry Programs

Director Constituent Services

General Counsel Legal Division

Director Corrections Investigations

Director Communications

Media, Social Media

Publications

Victim Services

Director Medical Division

Health Care Issues

Medical Records

Accomplishments

A review of fiscal 2019 include, but not limited to, the following:

COMMISSIONER'S OFFICE

Greater awareness of MDOC's needs. Commissioner Hall created greater awareness about the agency's needs, especially a pay realignment to raise entry-level salary and to address a severe shortage of correctional officers, through legislative budget hearings, media interviews, and recruitment campaigns. The department succeeded in being included in an across-the-board pay raise lawmakers approved effective July 1, 2019.



New contraband cellphone law.

The MDOC received legislative approval for a new law that allows a circuit court to issue an order to disable contraband cellphones. Senate Bill 2704 took effect July 1, 2019.

Presidential roundtable.

Commissioner Hall participated in a Prison Reform Roundtable with President Trump on Nov. 26, 2018, in Gulfport, furthering to the national attention on MDOC's criminal justice reform efforts.

Support for cellphone jamming.

The MDOC joined corrections department nationwide supporting legislation before Congress to allow state and federal correctional facilities to use cell-phone jamming systems.



Ongoing major shakedowns. Major shakedowns continue in an ongoing effort to reduce contraband items for the safety of staff and individuals in the care, custody, and control of the prison system.


ADMINISTRATION & FINANCE

Medicaid reimbursement.

MDOC has an accumulated savings of \$36,855,527 from January 2009 through June 30, 2019, as a result of the Division of Medicaid paying for services provided to Medicaid eligible inmates. The MDOC reimburses Medicaid the state match portion of the provider statement.

Dedicated recruiter. The MDOC hired a dedicated recruiter focusing on staff shortages for correctional officers and other positions.

Recruiting at state fair. The MDOC recruited at the Mississippi State Fair. During the fair's 12-day run, 165 people stopped by the booth set up at the Trade Mart.



Video interviewing. The MDOC began using video interviewing for rapid hire (correctional officer) applicants.

Electronic filing system. The MDOC established an Electronic Filing System (EFS) for archived personnel files.

More crop production. The Mississippi Prison Agricultural Enterprise (MPAE) farmed 700 more acres than previously.

INSTITUTIONS

Updated Emergency Operation Center.

SMCI established an Emergency Operation Center to enhance operations during emergencies. It is equipped with a Premethan Activpanel Interactive Touch Screen TV. This additional equipment enhances the speed of getting EOC staff on site of incident, posting road blocks/roving units during an escape and the tracking of escapees.

Kitchen renovations. The Mississippi Penitentiary at Parchman (MSP)'s maintenance department completed renovations to Units 26 and 30 kitchens; and Central Kitchen at South Mississippi Correction Institution (SMCI) was renovated and a new Vent-a-Hood System installed.

New mentoring and counseling program.

The Net, a nonprofit mentoring and counseling program, started for male and female adults in custody at the Central Mississippi Correctional Facility (CMCF). Each mentor and mentee met once a week for six months.



Job ready-food service skills. In2Work kicked off at CMCF. The multi-phased training program provides adults in custody with the skills and knowledge to get a job post-release in the food, retail or warehousing industry. Participants can obtain ServSafe certification.

Securing perimeter. Approximately 26,000 feet of additional razor wire was installed around the top of the entire perimeter of SMCI.

Greenhouse tomato production. Adults in custody at the MSP's Vocational School produced 5,901 pounds of tomatoes at the vocational school greenhouse.

Public alert and warning system.

SMCI's emergency operation staff received FEMA certification and approval to send out law enforcement warning using the Integrated Public Alert and Warning System (IPAWS).



Saving counties money. In Greene County, 1,300 adults in custody at SMCI provided 10,400 hours of labor, saving the county approximately \$75,400, and the SMCI Mobile Work Crew with 1,664 adults in custody worked 13,312 hours, saving the county \$96,512. In Sunflower County, 1,031 adults in custody at MSP provided 9,334 hours valued at \$67,671.50 to the county.

Accomplishments

Dog training program.

The partnership between CMCF's statewide incarcerated veterans' program and the Iowa-based Retrieving Freedom Inc. (RFI) was ongoing for the state's first prison service dog training program. Ten incarcerated veterans continued training six puppies to become full public-access service dogs for disabled veterans.

Teaching Thinking for a Change (T4C).

Case managers in Offender Services completed "Thinking for a Change" classes to enhance services provided to adults in custody.

County trustees. Approximately 725 adults in custody were classified and placed as "sheriff trusty" in approved county jails by Offender Services.

CPR training. The Training Department provided CPR and First Aid training to adults in custody at the Delta Correctional Facility and Flowood Community Work Center.



Making a difference through the Joint State County Work Program. Adults in custody in the following counties completed the following tasks: Yalobusha County, refurbished the Yalobusha County High School; Pontotoc County, renovated and painted North Pontotoc and South Pontotoc schools and Pontotoc Vocation Center, painted rooms inside the courthouse and set up all voting machines for elections; and Alcorn and Lincoln counties, made repairs to county offices.

Substance abuse program. One hundred and fifty (150) adults in custody at the East Mississippi Correctional Facility (EMCF) graduated a "Therapeutic Community" substance abuse program.

Recognition. Marshall County Correctional Facility (MCCF) received the Outstanding Service Award in the Department of Legal Services at the University of Mississippi.

Education certification. Wilkinson County Correctional Facility (WCCF) educational program received certification from the Corrections Education Association (CEA).

Re-accreditation for Bolivar regional. Bolivar County Regional Correctional Facility (BCRCF) was reaccredited by the American Correctional Association (ACA).

COMMUNITY CORRECTIONS

Delta Correctional Facility grand opening.

MDOC officials, state lawmakers, circuit judges, parole board members, and local leaders celebrated Delta Correctional Facility (DCF)'s grand opening as a multi-purpose facility, including as a technical violation center and community work center.



Thinking for a Change facilitating classes.

There were four T4C facilitator training classes for a total of 51 staff members trained to implement Thinking for a Change classes.

Re-entry housing providers increased.

As of April 1, 2019, the MDOC contracted with five companies to increase the number of re-entry beds from 120 to 314. The combined value of the contracts is \$6,607,230. All contracts end on March 31, 2022, with two optional one-year renewals. In addition to New Way Mississippi Inc., of Jackson and Crossroads Outreach of Madison, these contractors were added: the Center for Independent Learning-Friendship Connection in Jackson, Sober Living Residential in Meridian, and Mississippi Offender Re-entry Experience, or M.O.R.E., in Hinds County.



Donation drives. Probation and Parole agents collected food items, clothing, and other goods in community outreach projects to assist hundreds of families.

Unique program offering at Delta. Parolees, probationers and others on supervision learned how to save money, reduce debt, establish and re-establish credit, and get their finances on track thanks to a financial boot camp at DCF. Another course, the Manufacturing Skills Basic Program, prepared individuals to work in the manufacturing industry.



MEDICAL COMPLIANCE

Changes to A & D Program. Moral Reconciliation Therapy (MRT) is now included in the A & D Program. Several A & D Counselors and directors attended training in October. Counselors and directors continue to attend Mississippi Addiction Counselor Training (MACT), Annual Mississippi Addiction Conference, and Mississippi Conference for Addiction Professionals (MSCAP). One director, Katherine Lewis, achieved Certified Alcohol and Drug Counselor (CADC) certification. The A & D counselor and director from SMCI attended Thinking for a Change (T4C) training in March and incorporated T4C into the SMCI A & D Program.

Free eye screening. The Vision Van, which caters to inmate families and prison employees, visited MSP April 13-14, 2019, with good participation.

Conditional medical releases. Nine terminally ill inmates were released on Conditional Medical Release (CMR) from July 1, 2018 to June 30, 2019.

A&D Graduations. MSP had 174 program completions and 50 MRT completions; CMCF had 155 program completions; and, SMCI had 356 program completions, 15 MRT completions, and 13 T4C program completions.



Accomplishments

TECHNOLOGY AND PROGRAMS

More Prison-to-college Pipeline graduates.

Prison-to-College Pipeline Program marked its fifth year in the Mississippi prison system, with more than 150 incarcerated students having completed the courses offered at CMCF and MSP.

Employment before release.

The Pre-Release Education Program secured 193 jobs for incarcerated adults participating in job development/referral programs. The breakdown is as follows: 95 jobs at MSP, 72 at SMCI, and 26 at CMCF.

More mock fairs. Mock Job Fairs were held at the three state prisons to give incarcerated individuals a chance to practice job hunting in readiness for their release.

Re-entry job fair. The MDOC participated in a Mississippi Re-Entry Job Fair in June at the Mississippi Agriculture and Forestry Museum in Jackson.

Re-entry program expansion to northern counties.

The MDOC announced a three-year \$715,230 Improving Reentry for Adults with Co-occurring Substance Abuse and Mental Illness grant that would allow the department to expand to six northern counties a program to assist individuals with co-occurring substance abuse and mental illness returning to their community. The counties are Panola, Lafayette, Marshall, Tate, Calhoun, and Yalobusha.

Second re-entry symposium. The MDOC hosted its second re-entry symposium at Broadmoor Baptist Church in Madison.

LEGAL

More implementation of re-entry council legislation. The legal team provided ongoing assistance in the implementation of House Bill 387, which was approved in the 2018 session and took effect July 1, 2018. The new law expands parole to many enhanced penalty cases and a few others from 1995 to 2014.

Sentence Disparity Task Force. Legal advice was provided to the newly created Sentence Disparity Task Force in the area of sentences.



Drafting legislation. The legal team drafted and assisted with the passage of MDOC's cellphone law.

Assisting with Criminal justice reform issues. The legal team assisted with criminal justice reform that changes drug courts to intervention courts, expanded expungements, and opened up more jobs to individuals leaving prison.

CORRECTIONS INVESTIGATION DIVISION

Investigations. The Corrections Investigation Division (CID) conducted 196 criminal/administrative investigations during fiscal 2019. Of those, 25 arrests were made and cases were presented to district attorneys' offices for prosecution.

PREA audits. Twenty-four facilities completed Prison Rape Elimination Act (PREA) audits.

COMMUNICATIONS

Registered victims. The Division of Victim Services registered 1,885 additional people during fiscal 2019.

Increased victim outreach. Victim Services' community outreach significantly increased. Representatives attended more than a dozen community events, including job fairs, health fairs, conferences, and a festival. The director appeared before county boards of supervisors (Warren and Pike counties) for the first time to discuss the program.

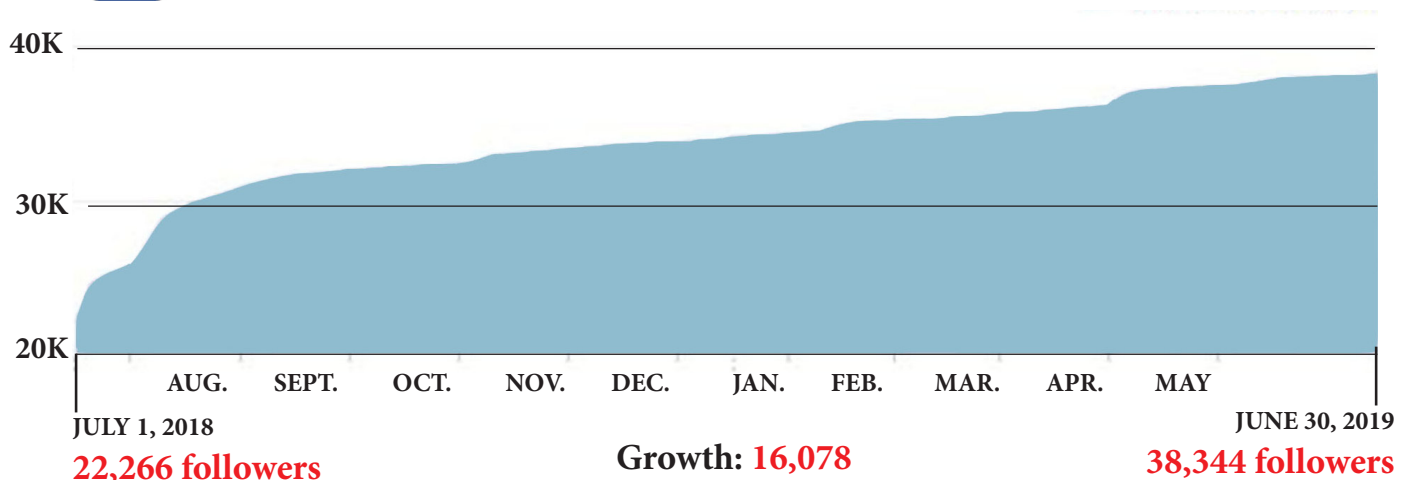


Statewide Automated Victim Information and Notification (SAVIN):


- New VINE registrations (county/state) = 57,532
- Total VINE registrations ending June 30 = 162,818
- Total VINE searches (county/state) = 2,731,116
- Total VINE notifications released (county/state) = 154,373



MDOC Facebook followers



Administration and Finance



Deputy Commissioner Administration and Finance



Dell Lemley


Dell Lemley has more than 25 years of experience working for the Mississippi Department of Corrections and currently serves as the Deputy Commissioner of Administration and Finance.

"I enjoy the family atmosphere and meeting the challenges that come with helping to run a state agency," Lemley said. "It is an honor to serve and look after the financial well-being of MDOC."

Lemley began his career in April 1993 as an Accounting/Auditor I at the Mississippi State Penitentiary. He enjoyed many years of working in the finance department at MSP before transferring to the Central Office in 2007. He has worked in numerous capacities before his current position, including director of fiscal affairs and chief fiscal officer.

Lemley, a native of Greenwood, is a graduate of Delta State University with a Bachelor's of Business Administration degree in accounting. He is a member of the American Correctional Association and Southern States Correctional Association for which he has served on the finance and vendor committees.

He also served for many years as chairman of the Employee Relief Fund Golf Tournament.



Security pins: Authorized vs. Filled As of June 30, 2019

*Security positions

Facility	Authorized	Filled
MSP	583	310
CMCF	494	242
SMCI	275	138
YOU	31	17

Inmate to officer ratio

Facility	Inmate Population	Filled Security PINS	Ratio
MSP	3,281	310	11 to 1
CMCF	3,824	242	16 to 1
SMCI	2,898	138	21 to 1
YOU	28	17	2 to 1

**Correctional security staff is defined as a major, captain, lieutenant, sergeant, correctional officer I-IV, and correctional officer trainee.*

**MSP - Mississippi State Penitentiary*

**CMCF - Central Mississippi Correctional Facility*

**SMCI - South Mississippi Correctional Institution*

**YOU - Youthful Offender Unit (located at CMCF)*

Administration and Finance



Cost Per Day by Program

100

FY 2019 INMATE OR OFFENDER DAYS

MSP	CMCF	SMCI	CWC's	COUNTY JAILS	PROB/ PAROLE
1,197,701	1,395,750	1,057,793	376,237	482,866	9,605,362

AVERAGE DAYS

3,281	3,824	2,898	1,031	1,323	26,316
-------	-------	-------	-------	-------	--------

TOTAL COST

\$53,653,895	\$55,426,448	\$39,387,299	\$12,274,850	\$7,336,162	\$24,741,989
--------------	--------------	--------------	--------------	-------------	--------------

TOTAL COST LESS DEBT SERVICE

\$44.80	\$39.71	\$37.24	\$32.63	N/A	\$2.58
---------	---------	---------	---------	-----	--------

FY 2019 COST PER DAY

FY 2019 COST PER DAY/ NO DEBT SERVICE

TOTAL FY 2019 EXPENDITURES

COST PER MAGIC

\$29,847,050	\$28,852,854	\$19,094,574	\$4,954,161	\$7,186,162	\$23,072,549
--------------	--------------	--------------	-------------	-------------	--------------

ALLOCATED MEDICAL

\$13,811,989	\$16,095,907	\$12,198,558	\$4,338,797	\$0	\$0
--------------	--------------	--------------	-------------	-----	-----

ALLOCATED ADMIN. SALARIES

\$1,936,052	\$2,256,193	\$1,709,895	\$608,177	\$150,000	\$400,000
-------------	-------------	-------------	-----------	-----------	-----------

ACTUAL UTILITIES

\$2,254,102	\$1,456,941	\$1,257,640	\$550,269	\$0	\$98,852
-------------	-------------	-------------	-----------	-----	----------

ALLOCATED OFFICE RENT

\$106,321	\$123,902	\$93,902	\$33,399	\$0	\$691,228
-----------	-----------	----------	----------	-----	-----------

ALLOCATED ADMIN- OTHER

\$4,302,442	\$5,013,883	\$3,799,857	\$1,351,537	\$0	\$0
-------------	-------------	-------------	-------------	-----	-----

ALLOCATED CLOTHING

\$592,850	\$690,883	\$523,597	\$186,234	\$0	\$0
-----------	-----------	-----------	-----------	-----	-----

ALLOCATED FUEL

\$251,553	\$293,150	\$222,169	\$79,021	\$0	\$479,360
-----------	-----------	-----------	----------	-----	-----------

ALLOCATED FARM

\$431,348	\$502,675	\$380,961	\$135,501	\$0	\$0
-----------	-----------	-----------	-----------	-----	-----

ALLOCATED PAROLE BOARD

\$120,186	\$140,060	\$106,147	\$37,754	\$0	\$0
-----------	-----------	-----------	----------	-----	-----

TOTAL FY 2019 EXPENDITURES

\$53,653,895	\$55,426,448	\$39,387,299	\$12,274,850	\$7,336,162	\$24,741,989
--------------	--------------	--------------	--------------	-------------	--------------

FY 2019 INMATE OR OFFENDER DAYS

HOUSE ARREST	PRIVATES	REGIONALS	RESTITUTION CENTERS	TOTALS
653,383	1,167,326	1,435,575	92,942	

AVERAGE DAYS

1,790	3,198	3,933	255	19,743
-------	-------	-------	-----	--------

TOTAL COST

\$5,095,022	\$85,187,264	\$57,809,671	\$2,687,650	
-------------	--------------	--------------	-------------	--

TOTAL COST LESS DEBT SERVICE

\$21,439,133				
--------------	--	--	--	--

FY 2019 COST PER DAY

\$7.80	\$72.98	\$40.27	\$28.92	\$343,600,251
--------	---------	---------	---------	---------------

FY 2019 COST PER DAY/ NO DEBT SERVICE

\$54.61				
---------	--	--	--	--

TOTAL FY 2019 EXPENDITURES

COST PER MAGIC

\$4,845,182	\$69,412,266	\$38,662,435	\$1,971,574	\$227,898,807
-------------	--------------	--------------	-------------	---------------

ALLOCATED MEDICAL

\$0	\$13,461,702	\$16,555,172	\$0	\$76,462,126
-----	--------------	--------------	-----	--------------

ALLOCATED ADMIN. SALARIES

\$150,000	\$1,886,952	\$2,320,570	\$150,238	\$11,568,078
-----------	-------------	-------------	-----------	--------------

ACTUAL UTILITIES

\$0	\$205,581	\$0	\$114,112	\$5,937,497
-----	-----------	-----	-----------	-------------

ALLOCATED OFFICE RENT

\$0	\$103,625	\$127,438	\$8,251	\$1,288,066
-----	-----------	-----------	---------	-------------

ALLOCATED ADMIN- OTHER

\$0	\$0	\$0	\$333,871	\$14,801,591
-----	-----	-----	-----------	--------------

ALLOCATED CLOTHING

\$0	\$0	\$0	\$46,005	\$2,039,569
-----	-----	-----	----------	-------------

ALLOCATED FUEL

\$99,840	\$0	\$0	\$20,800	\$1,445,893
----------	-----	-----	----------	-------------

ALLOCATED FARM

\$0	\$0	\$0	\$33,473	\$1,483,957
-----	-----	-----	----------	-------------

ALLOCATED PAROLE BOARD

\$0	\$117,138	\$144,056	\$9,326	\$674,667
-----	-----------	-----------	---------	-----------

TOTAL FY 2019 EXPENDITURES

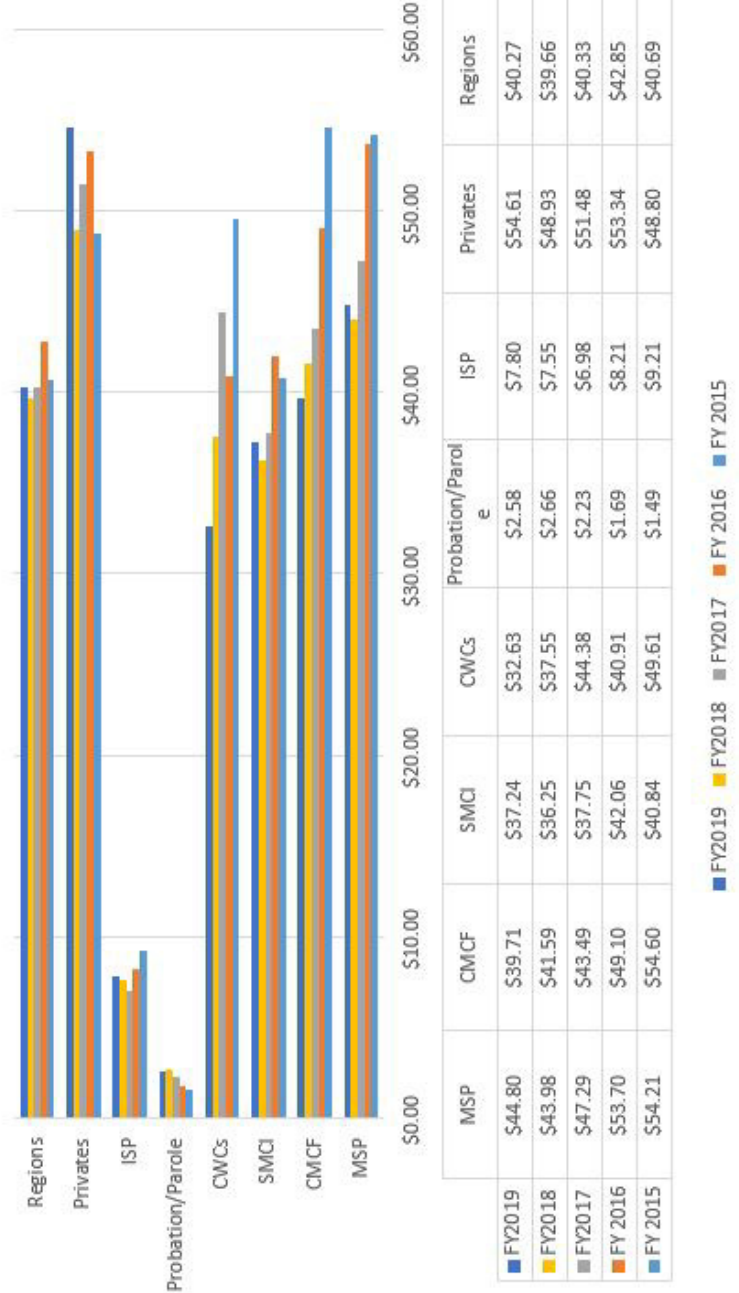
\$5,095,022	\$85,187,264	\$57,809,671	\$2,687,650	\$343,600,251
-------------	--------------	--------------	-------------	---------------

Total Costs of All Facilities

	FY 2019	FY 2018	DIFFERENCE
STATE INSTITUTION TOTAL COST	\$160,742,493	\$156,976,349	\$3,766,144
STATE INSTITUTION TOTAL DAYS	4,027,481	3,867,540	159,941
STATE INSTITUTION AVERAGE COST PER DAY	\$39.91	\$40.59	\$ (0.68)

ALLOCATED Costs	UNIT COST	
	Total	Inmate Days
MEDICAL	\$76,462,126	6,630,382
ADMINISTRATIVE- SALARIES (less allocated to probation, ISP & local)	\$10,868,078	6,723,324
ADMINISTRATIVE- OTHER	\$14,801,591	4,120,423
FARM	\$1,483,957	4,120,423
PAROLE BOARD	\$674,667	6,723,324
CENTRAL OFFICE RENT	\$596,838	6,723,324
CLOTHING	\$2,039,569	4,120,423
FUEL- less amounts allocated to prob/parole & ISP	\$845,893	4,027,481
		Per Day Cost
		\$ 11.5321
		\$ 1.6165
		\$ 3.5923
		\$ 0.3601
		\$ 0.1003
		\$ 0.0888
		\$ 0.4950
		\$ 0.2100

Costs Per Day 2015-2019



Program Costs Incurred by Fund and Category

agency	fund	Salaries	Travel	Elec	Rent	HA Service	Other	Total	Fuel	Clothing	Other	Total
552	22562 CO	\$ 7,326,622	\$ 188,632	\$ -	\$ 596,838	\$ -	\$ 8,174,879	\$ 8,771,717	\$ 1,220,955	\$ 1,667,071	\$ 2,627,339	\$ 5,515,365
554	22564 CMCF	\$ 20,195,551	\$ 12,366	\$ 977,421	\$ -	\$ -	\$ 5,721,406	\$ 6,698,827	\$ 21,008	\$ 212,049	\$ 1,010,294	\$ 1,243,351
553	22561 CC	\$ 16,919,104	\$ 134,260	\$ 735,235	\$ 691,228	\$ 1,304,911	\$ 2,720,597	\$ 5,451,971	\$ 35,555	\$ 87,779	\$ 540,721	\$ 664,055
555	22563 MSP	\$ 21,898,310	\$ 46,378	\$ 2,196,115	\$ -	\$ -	\$ 4,531,186	\$ 6,727,301	\$ 32,240	\$ 10,751	\$ 1,039,963	\$ 1,082,954
556	22565 SMCI	\$ 12,742,669	\$ 27,201	\$ 1,257,640	\$ -	\$ -	\$ 4,279,461	\$ 5,537,101	\$ 6,923	\$ 24,041	\$ 754,688	\$ 785,652
552	33561 IWF	\$ 516,197	\$ 920	\$ -	\$ -	\$ -	\$ 675,140	\$ 675,140	\$ -	\$ 20,863	\$ 443,256	\$ 464,119
552	33565 Training	\$ 330,000	\$ 61,811	\$ -	\$ -	\$ -	\$ 54,841	\$ 54,841	\$ -	\$ 17,015	\$ 86,586	\$ 103,601
552	33551 Support	\$ 1,214,377	\$ 280	\$ -	\$ -	\$ -	\$ 840,621	\$ 840,621	\$ -	\$ -	\$ 7,455	\$ 7,455
552	53551 Support-Grant	\$ 180,882	\$ 4,309	\$ -	\$ -	\$ -	\$ -	\$ -	\$ -	\$ -	\$ -	\$ -
552	33557 Confic.	\$ -	\$ -	\$ -	\$ -	\$ -	\$ -	\$ -	\$ -	\$ -	\$ 2,355	\$ 2,355
552	33547 Vic Serv	\$ -	\$ -	\$ -	\$ -	\$ -	\$ -	\$ -	\$ -	\$ -	\$ -	\$ -
552	64567 Cap Exp Fund	\$ 2,000,000	\$ -	\$ -	\$ -	\$ -	\$ -	\$ -	\$ -	\$ -	\$ -	\$ -
554	33568 CMCF Sp	\$ 1,109,998	\$ 4,745	\$ -	\$ -	\$ -	\$ 34,413	\$ 34,413	\$ -	\$ -	\$ 84,222	\$ 84,222
554	53553 CMCF-Grant	\$ 100,000	\$ -	\$ -	\$ -	\$ -	\$ -	\$ -	\$ -	\$ -	\$ -	\$ -
553	33567 CC Spec	\$ 12,473,498	\$ 29,973	\$ 27,998	\$ -	\$ -	\$ 120,402	\$ 148,400	\$ -	\$ -	\$ -	\$ -
555	33569 MSP -Sp	\$ 768,725	\$ 12,803	\$ 57,987	\$ -	\$ -	\$ 57,747	\$ 115,734	\$ -	\$ -	\$ -	\$ -
555	53554 MSP-Grant	\$ 1,029,722	\$ -	\$ -	\$ -	\$ -	\$ -	\$ -	\$ -	\$ -	\$ 47,031	\$ 47,031
556	33570 SMCI-Sp	\$ 737,085	\$ 2,750	\$ -	\$ -	\$ -	\$ 11,988	\$ 11,988	\$ -	\$ -	\$ 78,946	\$ 78,946
556	53555 SMCI-Grant	\$ 38,333	\$ -	\$ -	\$ -	\$ -	\$ -	\$ -	\$ -	\$ -	\$ -	\$ -
22555 Privates		\$ -	\$ -	\$ 205,581	\$ -	\$ -	\$ 42,122,354	\$ 42,327,935	\$ -	\$ -	\$ -	\$ -
64551 Privates-CEF		\$ -	\$ -	\$ -	\$ -	\$ -	\$ 649,354	\$ 649,354	\$ -	\$ -	\$ -	\$ -
22556 Regionals		\$ -	\$ -	\$ -	\$ -	\$ -	\$ 38,662,435	\$ 38,662,435	\$ -	\$ -	\$ -	\$ -
22554 Medical		\$ 212,095	\$ -	\$ -	\$ -	\$ -	\$ 69,047,068	\$ 69,047,068	\$ -	\$ -	\$ -	\$ -
6455A Medical		\$ -	\$ -	\$ -	\$ -	\$ -	\$ 1,838,151	\$ 1,838,151	\$ -	\$ -	\$ -	\$ -
33553 Medical-Sp		\$ -	\$ -	\$ -	\$ -	\$ -	\$ 4,364,812	\$ 4,364,812	\$ -	\$ -	\$ -	\$ -
22557 Local		\$ -	\$ -	\$ -	\$ -	\$ -	\$ 7,186,162	\$ 7,186,162	\$ -	\$ -	\$ -	\$ -
33552 Farm		\$ 358,840	\$ 676	\$ -	\$ -	\$ -	\$ 284,512	\$ 284,512	\$ 129,212	\$ -	\$ 831,805	\$ 961,017
22553 Parole		\$ 650,563	\$ 23,654	\$ -	\$ -	\$ -	\$ 450	\$ 450	\$ -	\$ -	\$ -	\$ -
Total		\$ 100,802,571	\$ 550,758	\$ 5,457,977	\$ 1,288,066	\$ 1,304,911	\$ 191,377,979	\$ 199,428,933	\$ 1,445,893	\$ 2,039,569	\$ 7,554,661	\$ 11,040,123
		\$	\$	\$	\$	\$	\$	\$	\$	\$	\$	\$

Cental Office Salaries (Administrative Salaries)
less allocated to ISP
less allocated to probation
less allocated to local
Total Admin Salaries to be Reallocated
Total Utilities

agency	fund	Vehicles				Subsidies				Totals				Costs less			
		22562 CO	22564 CMCF	22561 CC	22563 MSP	22565 SMCI	Equipment	22562 CO	22564 CMCF	22561 CC	22563 MSP	22565 SMCI	22562 CO	22564 CMCF	22561 CC	22563 MSP	22565 SMCI
552	22562 CO	\$ 1,132,662	\$ 207,860	\$ -	\$ -	\$ -	\$ 1,340,522	\$ 207,860	\$ -	\$ -	\$ -	\$ -	\$ 1,340,522	\$ 207,860	\$ -	\$ -	\$ -
554	22564 CMCF	\$ -	\$ -	\$ -	\$ -	\$ -	\$ -	\$ -	\$ -	\$ -	\$ -	\$ -	\$ -	\$ -	\$ -	\$ -	\$ -
553	22561 CC	\$ 16,919,104	\$ 134,260	\$ 735,235	\$ 691,228	\$ 1,304,911	\$ 2,720,597	\$ 16,919,104	\$ 134,260	\$ 735,235	\$ 691,228	\$ 1,304,911	\$ 2,720,597	\$ 16,919,104	\$ 134,260	\$ 735,235	\$ 691,228
555	22563 MSP	\$ 21,898,310	\$ 46,378	\$ 2,196,115	\$ -	\$ -	\$ 4,531,186	\$ 21,898,310	\$ 46,378	\$ 2,196,115	\$ -	\$ -	\$ 4,531,186	\$ 21,898,310	\$ 46,378	\$ 2,196,115	\$ -
556	22565 SMCI	\$ 12,742,669	\$ 27,201	\$ 1,257,640	\$ -	\$ -	\$ -	\$ 12,742,669	\$ 27,201	\$ 1,257,640	\$ -	\$ -	\$ -	\$ 12,742,669	\$ 27,201	\$ 1,257,640	\$ -
552	33561 IWF	\$ 516,197	\$ 920	\$ -	\$ -	\$ -	\$ -	\$ 516,197	\$ 920	\$ -	\$ -	\$ -	\$ -	\$ 516,197	\$ 920	\$ -	\$ -
552	33565 Training	\$ 330,000	\$ 61,811	\$ -	\$ -	\$ -	\$ -	\$ 330,000	\$ 61,811	\$ -	\$ -	\$ -	\$ -	\$ 330,000	\$ 61,811	\$ -	\$ -
552	33551 Support	\$ 1,214,377	\$ 280	\$ -	\$ -	\$ -	\$ -	\$ 1,214,377	\$ 280	\$ -	\$ -	\$ -	\$ -	\$ 1,214,377	\$ 280	\$ -	\$ -
552	53551 Support-Grant	\$ 180,882	\$ 4,309	\$ -	\$ -	\$ -	\$ -	\$ 180,882	\$ 4,309	\$ -	\$ -	\$ -	\$ -	\$ 180,882	\$ 4,309	\$ -	\$ -
552	33557 Confic.	\$ -	\$ -	\$ -	\$ -	\$ -	\$ -	\$ -	\$ -	\$ -	\$ -	\$ -	\$ -	\$ -	\$ -	\$ -	\$ -
552	33547 Vic Serv	\$ -	\$ -	\$ -	\$ -	\$ -	\$ -	\$ -	\$ -	\$ -	\$ -	\$ -	\$ -	\$ -	\$ -	\$ -	\$ -
552	64567 Cap Exp Fund	\$ 2,000,000	\$ -	\$ -	\$ -	\$ -	\$ -	\$ 2,000,000	\$ -	\$ -	\$ -	\$ -	\$ -	\$ 2,000,000	\$ -	\$ -	\$ -
554	33568 CMCF Sp	\$ 1,109,998	\$ 4,745	\$ -	\$ -	\$ -	\$ -	\$ 1,109,998	\$ 4,745	\$ -	\$ -	\$ -	\$ -	\$ 1,109,998	\$ 4,745	\$ -	\$ -
554	53553 CMCF-Grant	\$ 100,000	\$ -	\$ -	\$ -	\$ -	\$ -	\$ 100,000	\$ -	\$ -	\$ -	\$ -	\$ -	\$ 100,000	\$ -	\$ -	\$ -
553	33567 CC Spec	\$ 12,473,498	\$ 29,973	\$ 27,998	\$ -	\$ -	\$ -	\$ 12,473,498	\$ 29,973	\$ 27,998	\$ -	\$ -	\$ -	\$ 12,473,498	\$ 29,973	\$ 27,998	\$ -
555	33569 MSP -Sp	\$ 768,725	\$ 12,803	\$ 57,987	\$ -	\$ -	\$ -	\$ 768,725	\$ 12,803	\$ 57,987	\$ -	\$ -	\$ -	\$ 768,725	\$ 12,803	\$ 57,987	\$ -
555	53554 MSP-Grant	\$ 1,029,722	\$ -	\$ -	\$ -	\$ -	\$ -	\$ 1,029,722	\$ -	\$ -	\$ -	\$ -	\$ -	\$ 1,029,722	\$ -	\$ -	\$ -
556	33570 SMCI-Sp	\$ 737,085	\$ 2,750	\$ -	\$ -	\$ -	\$ -	\$ 737,085	\$ 2,750	\$ -	\$ -	\$ -	\$ -	\$ 737,085	\$ 2,750	\$ -	\$ -
556	53555 SMCI-Grant	\$ 38,333	\$ -	\$ -	\$ -	\$ -	\$ -	\$ 38,333	\$ -	\$ -	\$ -	\$ -	\$ -	\$ 38,333	\$ -	\$ -	\$ -
22555 Privates		\$ -	\$ -	\$ 205,581	\$ -	\$ -	\$ -	\$ -	\$ -	\$ 205,581	\$ -	\$ -	\$ -	\$ -	\$ -	\$ -	\$ -
64551 Privates-CEF		\$ -	\$ -	\$ -	\$ -	\$ -	\$ -	\$ -	\$ -	\$ -	\$ -	\$ -	\$ -	\$ -	\$ -	\$ -	\$ -
22556 Regionals		\$ -	\$ -	\$ -	\$ -	\$ -	\$ -	\$ -	\$ -	\$ -	\$ -	\$ -	\$ -	\$ -	\$ -	\$ -	\$ -
22554 Medical		\$ 212,095	\$ -	\$ -	\$ -	\$ -	\$ -	\$ 212,095	\$ -	\$ -	\$ -	\$ -	\$ -	\$ 212,095	\$ -	\$ -	\$ -
6455A Medical		\$ -	\$ -	\$ -	\$ -	\$ -	\$ -	\$ -	\$ -	\$ -	\$ -	\$ -	\$ -	\$ -	\$ -	\$ -	\$ -
33553 Medical-Sp		\$ -	\$ -	\$ -	\$ -	\$ -	\$ -	\$ -	\$ -	\$ -	\$ -	\$ -	\$ -	\$ -	\$ -	\$ -	\$ -
22557 Local		\$ -	\$ -	\$ -	\$ -	\$ -	\$ -	\$ -	\$ -	\$ -	\$ -	\$ -	\$ -	\$ -	\$ -	\$ -	\$ -
33552 Farm		\$ 358,840	\$ 676	\$ -	\$ -	\$ -	\$ -	\$ 358,840	\$ 676	\$ -	\$ -	\$ -	\$ -	\$ 358,840	\$ 676	\$ -	\$ -
22553 Parole		\$ 650,563	\$ 23,654	\$ -	\$ -	\$ -	\$ -	\$ 650,563	\$ 23,654	\$ -	\$ -	\$ -	\$ -	\$ 650,563	\$ 23,654	\$ -	\$ -
Total		\$ 100,802,571	\$ 550,758	\$ 5,457,977	\$ 1,288,066	\$ 1,304,911	\$ 191,377,979	\$ 479,520	\$ 191,377,979	\$ 199,428,933	\$ 1,445,893	\$ 2,039,569	\$ 7,554,661	\$ 11,040,123	\$ 11,040,123	\$ 11,040,123	\$ 11,040,123

Subsidies- pmts to mental health for sewage/cmc

\$ 5,937,497

\$3,500,000 trf to bureau of buildings for repairs to Wilkinson

Mississippi Prison Agricultural Enterprises

Agricultural Enterprises, a division under Institutions, is responsible for farming operations at the Mississippi State Penitentiary (MSP) in Parchman and South Mississippi Correctional Institution (SMCI) in Leakesville. Most of the farming occurs at Parchman. Minimum custody residents can participate each year in planting, harvesting, and processing crops, including vegetables and fruits. The crops are shipped to MDOC facilities to feed the incarcerated adults to help reduce food cost.

Crops include blueberries, butter beans, cabbage, pecans, green beans, tomatoes, squash, watermelons, and field peas.

The Mississippi Prison Agriculture Enterprise (MPAE) program leased 9,345 acres in Sunflower and Quitman counties for a total revenue of \$740,378.79 in fiscal 2019. The amount brought the average rent per acre to \$79.23. MPAE farmed 2,500 acres in Sunflower County, growing soybeans and vegetables.

Soybean production was 62,637.98 total bushels. This average per acre was 25.06 bushels with a revenue of \$519,309.89

The vegetable operation produced 200,000 pounds of vegetables on approximately 200 acres. The value of the donated foods was approximately \$133,509. These prices are based on the Atlanta Market and billed to the food contract vendor. The MDOC takes a credit against the weekly invoice for the amount of these food items.

Major pruning in fall 2018 for the blueberry orchard at SMCI impacted revenue temporarily by \$7,000.



HOURS WORKED
67,000

TOTAL ACRES LEASED
9,345

CROPS - ACRES PLANTED	
Vegetables	225
Soybeans	3,900
Corn	700
TOTAL ACRES PLANTED	4,825

VEGETABLES NON-CASH SALES		
Year	Fiscal Year	Calendar Year
	# of Pounds (millions)	# of Pounds (millions)
2007	3.749	3.58
2008	3.401	3.173
2009	2.993	2.470
2010	3.176	3.923
2011	3.093	2.730
2012	2.873	2.327
2013	1.748	1.034
2014	1.008	1.178
2015	1.155	N/A
2016	1.069	1.355
2017	0.75	1.238
2018	1.034	0.500
2019	0.250	0.150

VEGETABLES NON-CASH SALES		
Year	Fiscal Year	Calendar Year
	Cash Value	Cash Value
2007	\$1,909,522	\$1,975,382
2008	\$1,934,703	\$1,956,611
2009	\$2,027,427	\$1,119,451
2010	\$1,854,411	\$2,162,627
2011	\$1,818,332	\$1,723,222
2012	\$1,836,344	\$1,567,926
2013	\$1,079,853	\$776,805
2014	\$611,068	\$766,548
2015	\$789,118	\$475,425
2016	\$475,070	\$503,293
2017	\$237,240	\$214,315
2018	\$118,241	\$146,047
2019	\$133,509.00	N/A



Community Corrections



Deputy Commissioner Community Corrections



Christy Guthertz

Christine “Christy” M. Guthertz was appointed Deputy Commissioner of Community Corrections in January 2015. Before the appointment, she served as the Community Corrections Director (CCD) for Region II since 2003. She has worked in numerous capacities with the Mississippi Department of Corrections (MDOC). Her career also includes five years with Keeton Corrections as a case manager and a facility director.

Guthertz began her career in corrections as a case manager at the Central Mississippi Correctional Facility (CMCF) in Rankin County. From there, she transferred to Community Corrections as a case manager in a community work center. She also has worked as a probation/parole officer in Rankin County. Guthertz left MDOC to work for Keeton, where she distinguished herself as “Director of the Year” in 2005. Upon returning to the agency, she worked as a special projects officer and a compliance officer before being appointed as a CCD.

Guthertz is a graduate of Delta State University in Cleveland, with a Bachelor of Science degree in criminal justice. She is a charter member of the Mississippi Association of Drug Court Professionals (MADCP), serving as president from January 2005-May 2006; a member and past president of the Mississippi Association of Professionals in Corrections (MAPC); a member of the American Probation and Parole Association (APPA); and a member of the American Correctional Association (ACA). She received the MAPC President’s Award in 1999 and 2000.

Guthertz completed the Certified Public Managers Program in June 2003. She has served as a board member and advisory board member for several community organizations in the Jackson area. She has provided training for Leadership Jackson, the MAPC, and the MADCP.



Facility Locations

Technical Violation Centers

Delta Correctional Facility

Greenwood, Leflore County

Flowood Technical

Violation Center

Flowood, Rankin County

Restitution Centers

Greenwood Restitution Center

Greenwood, Leflore County

Flowood Restitution Center

Flowood, Rankin County

Hinds Restitution Center

Jackson, Hinds County

Pascagoula Restitution Center

Pascagoula, Jackson County

Community Work Centers

Delta Corr. Facility CWC

Greenwood, Leflore County

Noxubee Co. CWC

Macon

Quitman Co. CWC

Lambert

Flowood CWC

Flowood, Rankin County

Madison Co. CWC

Canton

Pike Co. CWC

Magnolia

Wilkinson Co. CWC

Woodville

Forrest Co. CWC

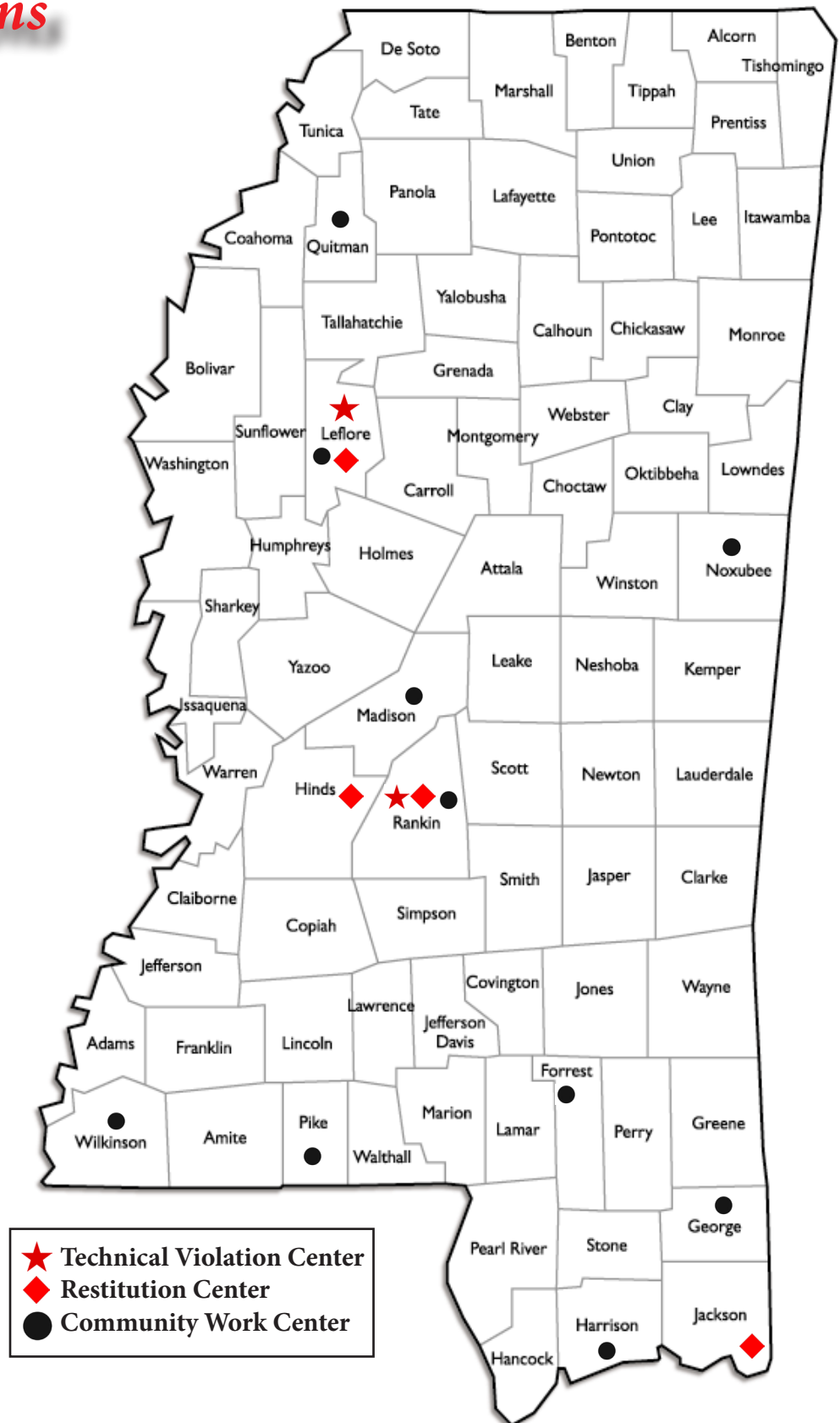
Hattiesburg

George Co. CWC

Lucedale

Harrison Co. CWC

Gulfport



Community Corrections includes work centers, restitution centers, technical violation centers, and transitional housing. Also, the division is charged with the supervision of individuals who serve their sentences in the community through the following types of releases — house arrest (the Intensive Supervision Program), probation, parole, medical release, and earned release supervision (ERS).

FACILITIES

Community Work Centers

There are 10 community work centers. Minimum security residents are assigned to these centers and are provided a gradual re-introduction into community life. The centers provide alcohol and drug counseling, GED preparation, and religious programs. Residents perform a wide range of labor at no cost to city, county, and state government agencies and school districts. This work includes community beautification projects, bridge and road repair work, vehicle maintenance, water and sewer, and sanitation details.

Restitution Centers

The state's four restitution centers assist individuals under the supervision of the state in obtaining employment as a condition of their probationary sentence. They are located in Greenwood, Flowood, Jackson, and Pascagoula. Money earned by residents is distributed to crime victims for restitution, courts for court costs and fines, and MDOC for room and board. The remainder of the wages, after taxes, goes to the residents' families or the residents' holding account. Upon completion of the program, the residents are referred to a probation/parole agent for supervision and remain with the agent for their probationary sentence.

Technical Violation Center

There are two technical violation centers — males only based at the Delta Correctional Facility in Leflore County and females only at the Flowood Community Work Center in Rankin County. The centers were created under House Bill 585, which took effect July 1, 2014. Individuals are sentenced to a TVC for an act or omission that violates a condition or conditions of being placed on community supervision (parole, probation or post-release supervision). The TVC is designed to address the underlying factors leading to the violation, including substance abuse.

Transitional Programs

Unlike a technical violation center, transitional centers house residents released from the Department of Corrections on parole, probation or post-release supervision who need temporary housing and services that reduce their risk to re-offend. MDOC has both state-operated and private transitional facilities. Portions of four community work centers have been converted to serve as transitional centers: Flowood Community Work Center, Noxubee Community Work Center, Madison County Community Work Center, and Wilkinson County Community Work Center. The MDOC contracts with Crossroads Outreach Ministries in Madison, New Way Mississippi Inc. in Jackson and Magee, Sober Living Residential in Meridian, Mississippi Offender Re-Entry Experience (MORE) in Raymond, and Friendship Connection in Jackson.



Delta Correctional Facility - technical violation center

SUPERVISION

The Probation & Parole Division is responsible for supervising individuals serving sentences in the community in three regions (North, Central, and South). Each region has a Community Corrections Director (CCD), and that person reports directly to the Deputy Commissioner of Community Corrections.

Probation

Probation is an alternative to incarceration. A circuit judge has the sole authority to order probation for a defendant. Individuals sentenced to probation must successfully complete the requirements imposed by the court.

Parole

Parole is a form of early release from incarceration. Multiple factors are taken into consideration, such as type of offense, institutional conduct, and participation in rehabilitative programs. Whether or not an individual is released early to parole is within the complete discretion of the Mississippi State Parole Board.

Intensive Supervision Program

The Intensive Supervision Program (ISP), commonly referred to as house arrest, provides supervision in a community-setting rather than incarceration. Only a judge can sentence an individual to house arrest. Supervised individuals are required to wear electronic monitoring equipment and are limited in most cases to employment, treatment, and worship services activities. Each individual maintains a custody status and can be immediately placed in an MDOC facility upon violation of the program.

Earned Release Supervision

Earned Release Supervision is a program whereby an individual eligible under applicable state law, including Mississippi Code § 47-5-138 through § 47-5-140, may earn their conditional release to community supervision through good behavior and performance requirements of the earned time allowance program. Once the individual has met the requirements for release, a probation and parole agent conducts a residence investigation. The residence must be approved prior to release. ERS participants retain custody status. The period of ERS is conducted in the same manner as time on house arrest.

Medical Release

State law (§ 47-7-4) permits incarcerated individuals with serious medical conditions to be transferred under certain conditions to Community Corrections. The commissioner and the chief medical director may place a non-violent individual on conditional medical release regardless of time served.

ALTERNATIVES TO INCARCERATION

Drug-Court

Drug court is a specialized court that handles cases of individuals with drug and alcohol dependency. It seeks to rehabilitate participants through treatment and intense supervision with frequent court appearances and random drug testing. It offers the incentive of a chance to remain out of prison and be employed. However, participants can be sanctioned with a prison sentence, if they fail to remain drug-free and comply with all program requirements.

Pre-Trial Diversion

The Pre-Trial Diversion program is an alternative to a felony conviction. Defendants voluntarily submit to supervision ranging from six months to three years. Charges may be dismissed, if the period of supervision is successfully completed.



21st Judicial District DUI-Drug Court Graduation

INTERSTATE COMPACT

Mississippi participates in the Interstate Compact for Adult Offenders. Under the terms of the compact agreement, the MDOC provides courtesy supervision to probationers and parolees from other states in exchange for courtesy supervision of Mississippi's individuals on supervision residing in other states.

PROGRAMS

Thinking for a Change (T4C)

Thinking for a Change is a cognitive behavioral therapy model that has been proven to be effective in changing criminological thinking patterns. Thinking for a Change classes are now being offered not only in Institutions but also in Community Corrections.

Alcohol and Drug Treatment

Alcohol and drug treatment programs are provided at several community-based residential facilities.

Education

Adult-based education and GED programs are provided at several community-based residential facilities.

Recidivism Reduction Program (R.R.P.)

The R.R.P. is a court-ordered program in both institutions and the communities. Females sentenced to institutional R.R.P. receive programming at the Flowood facility. Community-based R.R.P. is offered in multiple counties throughout the state.

Resource Assistance Program (R.A.P.)

There are 26 R.A.P. program coordinators statewide to assist probation and parole agents in monitoring supervised individuals' treatment needs, employment, and additional barriers to their successful re-entry.



Terenthyne Chambers shares his appreciation for the Thinking for a Change program during a graduation.

INMATE LABOR

In FY 2019, the residents in the community work centers provided municipalities and non-profits in 10 counties with 1,242,898 total hours, valued to equal \$8,102,961.50 (at minimum wage) in free labor.

DRUG TESTING

Probation & Parole Agents are responsible for drug testing 10 percent of the offender population each month, either routinely or based upon suspicion.



Individuals under supervision participate in a clean up work detail at a community work center.

One Month's Snapshot of Active Supervised Population

REGIONS	I	II	III	TOTAL
Probation	1,530	1,985	2,888	6,403
Parole	2,444	1,818	3,435	7,697
Compact Probation	374	311	331	1,016
Compact Parole	147	146	163	456
Suspension	2	-	1	3
Earned Release	203	146	279	628
Medical Release	6	2	1	9
Nonadjudicated Cases	818	455	848	2,121
Post Release Supervision	2,817	1,088	2,513	6,418
ISP-Court Sentenced	317	138	293	748
TOTAL CASELOAD	8,658	6,089	10,752	25,499

ALTERNATIVES TO INCARCERATION	REGION I	REGION II	REGION III	TOTAL
Drug Court Caseload	1,240	680	1,317	3,237
Diversion Program	-	-	169	169

OUT-OF-STATE TRANSPORTS	REGION I	REGION II	REGION III	TOTAL
Round Trip Total Miles	6,614	1,972	3,086	11,672
Total Number of Transports	20	7	14	41

INVESTIGATIONS	REGION I	REGION II	REGION III	TOTAL
Pre-Sentence Investigations	0	0	821	821
Post-Sentence Investigations	1,673	1,867	2,294	5,834
Pre-Release Investigations	77	427	409	913
Compact Investigations	374	839	515	1,728
Restoration of Rights Investigations	0	0	0	0
Residence/Employment Investigations	1,170	3,096	2,238	6,504
TOTAL	3,294	6,229	6,277	15,800

URINALYSIS SCREENING

ISP COURT SENTENCED AND PRISON RELEASES		REGULAR CASELOAD		CWC/REST SAMPLES		RESTITUTION CENTER RESIDENTS, TVC, TRANSITIONAL, RRP	
NUMBER RUN	NUMBER POSITIVE	NUMBER RUN	NUMBER POSITIVE	NUMBER RUN	NUMBER POSITIVE	NUMBER RUN	NUMBER POSITIVE
7,499	1,830	19,720	5,895	2,292	200	1,625	578
24%		30%		9%		36%	

Collections

REGULAR CASELOAD

REGION	I	II	III	TOTAL
Amount Collected Supervision Fees	\$4,142,509.73	\$2,649,804.64	\$ 4,692,377.89	\$ 11,484,692.26
Payments Monitored to Circuit Clerks	\$ 2,463,282.53	\$ 626,334.60	\$ 2,508,450.87	\$ 5,598,068.00

ISP CASELOAD

REGION	I	II	III	TOTAL
Amount Collected Supervision Fees	\$478,098.00	\$200,357.00	\$593,310.00	\$ 1,271,765.00
Payments Monitored to Circuit Clerks	\$93,696.99	\$16,469.50	\$176,732.00	\$ 286,898.49

TOTAL COLLECTIONS

\$ 18,641,423.75

Community Work Center Population

MONTH/YR	REGION I	REGION II	REGION III	TOTAL
Jul-18	181	330	181	692
Aug-18	178	333	190	701
Sep-18	176	333	185	694
Oct-18	176	351	192	719
Nov-18	178	354	189	721
Dec-18	165	355	183	703
Jan-19	194	348	174	716
Feb-19	192	350	182	724
Mar-19	188	363	192	743
Apr-19	181	369	192	742
May-19	192	374	147	713
Jun-19	195	373	138	706
FY 19 Average	183	353	179	715

Interstate Compact

Mississippi Individuals Supervised in Other States			
Month	Parolees	Probationers	Total
JUL	438	1,689	2,127
AUG	433	1,698	2,131
SEP	441	1,707	2,148
OCT	444	1,709	2,153
NOV	436	1,718	2,154
DEC	442	1,708	2,150
JAN	451	1,691	2,142
FEB	461	1,695	2,156
MAR	460	1,703	2,163
APR	461	1,721	2,182
MAY	462	1,719	2,181
JUN	470	1,725	2,195

Individuals Supervised in Mississippi for Other States			
Month	Parolees	Probationers	Total
JUL	596	1,620	2,216
AUG	611	1,627	2,238
SEP	602	1,620	2,222
OCT	595	1,639	2,234
NOV	588	1,628	2,216
DEC	591	1,624	2,215
JAN	586	1,628	2,214
FEB	576	1,617	2,193
MAR	573	1,631	2,204
APR	578	1,607	2,185
MAY	570	1,597	2,167
JUN	560	1,587	2,147

Average Population	Mississippi Individuals Supervised in Other States	Individuals Supervised in Mississippi for Other States
Parolees	450	586
Probationers	1,707	1,619

Community Work Center Incarcerated Labor

CWCs	Hours Worked July '18 June '19	Minimum Wage	Potential County Savings
<i>ALCORN CWC</i>	<i>CLOSED</i>		
<i>BOLIVAR</i>	<i>CLOSED</i>		
DELTA CF	145,289	\$7.25	\$1,053,345.25
QUITMAN	112,960	\$7.25	\$818,960.00
LEFLORE	CLOSED		
NOXUBEE	93,465	\$7.25	\$677,621.25
<i>WASHINGTON</i>	<i>CLOSED</i>		
<i>YAZOO</i>	<i>CLOSED</i>		
FLOWOOD	199,616	\$7.25	\$1,447,216.00
MADISON	128,192	\$7.25	\$929,392.00
<i>SIMPSON</i>	<i>CLOSED</i>		
FORREST	101,500	\$7.25	\$735,875.00
GEORGE	102,992	\$7.25	\$746,692.00
HARRISON	78,682	\$7.25	\$570,444.50
<i>JACKSON</i>	<i>CLOSED</i>		
<i>JEFFERSON</i>	<i>CLOSED</i>		
PIKE	109,090	\$7.25	\$790,902.50
WILKINSON	108,700	\$7.25	\$788,075.00
TOTAL	1,180,486	\$7.25	\$8,558,523.50

Restitution Center Disbursements

RESTITUTION CENTER DISBURSEMENTS	
Average Monthly Restitution Population	235
Number of Hours of Community Service Work	13,540
Number of Hours of Paid Employment	316,530
Total Hours	330,070
Restitution Paid, Fines and Court Costs	\$1,264,248.10
Family Support	\$2,938.16
Personal Expenses	\$45,375.52
Personal Allowances	\$79,817.06
Room and Board	\$756,682.82
Account Closeouts	\$65,508.26
Medical Bills Paid by Residents	\$32,914.07
Total Disbursements	\$2,247,483.99

ISP Admissions

County of Conviction

COUNTY	Offenders	Percent
ADAMS	4	0.40%
ALCORN	36	3.57%
AMITE	6	0.60%
ATTALA	18	1.79%
BENTON	5	0.50%
BOLIVAR	11	1.09%
CALHOUN	1	0.10%
CARROLL	3	0.30%
CHICKASAW	9	0.89%
CLAY	9	0.89%
COPIAH	6	0.60%
COVINGTON	5	0.50%
DESOTO	39	3.87%
FORREST	20	1.98%
FRANKLIN	3	0.30%
GEORGE	10	0.99%
GREENE	1	0.10%
GRENADA	4	0.40%
HANCOCK	21	2.08%
HARRISON	134	13.29%
HINDS	18	1.79%
HOLMES	2	0.20%
ISSAQUENA	3	0.30%
ITAWAMBA	13	1.29%
JACKSON	24	2.38%
JASPER	1	0.10%
JEFF DAVIS	1	0.10%
JEFFERSON	1	0.10%
JONES	23	2.28%
KEMPER	1	0.10%
LAFAYETTE	18	1.79%
LAMAR	7	0.69%
LAUDERDALE	29	2.88%
LAWRENCE	9	0.89%
LEAKE	3	0.30%

COUNTY	Offenders	Percent
LEE	61	6.05%
LEFLORE	17	1.69%
LINCOLN	15	1.49%
LOWNDES	28	2.78%
MADISON	26	2.58%
MARION	23	2.28%
MARSHALL	41	4.07%
MONROE	17	1.69%
MONTGOMERY	4	0.40%
NESHOBA	2	0.20%
OKTIBBEHA	13	1.29%
PANOLA	7	0.69%
PEARL RIVER	48	4.76%
PERRY	8	0.79%
PIKE	15	1.49%
PONTOTOC	15	1.49%
PRENTISS	22	2.18%
RANKIN	32	3.17%
SCOTT	2	0.20%
STONE	9	0.89%
SUNFLOWER	10	0.99%
TATE	5	0.50%
TIPPAH	3	0.30%
TISHOMINGO	8	0.79%
TUNICA	2	0.20%
UNAVAILABLE	6	0.60%
UNION	16	1.59%
WALTHALL	3	0.30%
WARREN	12	1.19%
WASHINGTON	21	2.08%
WEBSTER	3	0.30%
WINSTON	2	0.20%
YALOBUSHA	3	0.30%
YAZOO	11	1.09%
TOTAL	1,008	100.00%

Institutions



Deputy Commissioner

Institutions



Jerry Williams

Jerry Williams is the Deputy Commissioner of Institutions, a role he has held since 2015. He also has led Community Corrections and is one of the few employees in MDOC's history to move through the ranks to lead both divisions.

Prior to his current assignment, he served in the following capacities: Deputy Commissioner of Community Corrections, Region III Community Corrections Director, Branch Director II-American Correctional Association (ACA) Manager for Community Corrections, Operation Management Analyst Principal at Central Office, and Correctional Commander, Correctional Supervisor/MDOC Liaison for Offender Health Care Services, Sergeant and Correctional Officer, all at the Central Mississippi Correctional Facility.

Williams is a graduate of Jackson State University in Jackson with a Bachelor's degree and a Master of Arts degree, both in sociology, with an emphasis in criminal justice.

Williams has served on an advisory board for several community organizations and is an Executive Gold Member with the ACA.



Facility Locations

Mississippi State Penitentiary
Parchman, Sunflower County

**Central Mississippi
Correctional Facility**
Pearl, Rankin County

**South Mississippi
Correctional Institution**
Leakesville, Greene County

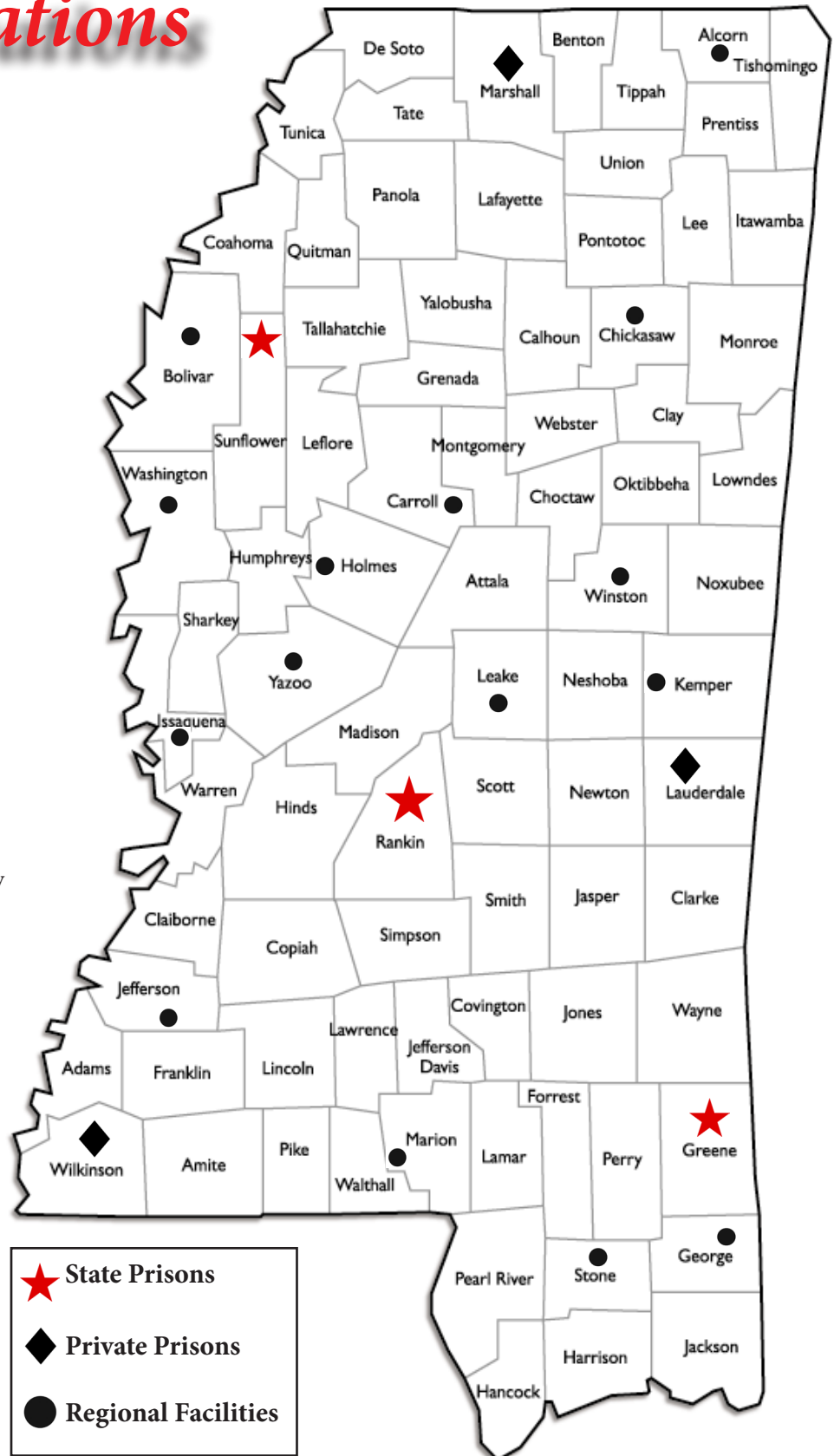
Private Prisons
Marshall County Correctional Facility
Holly Springs, Marshall County

East Mississippi Correctional Facility
Meridian, Lauderdale County

Wilkinson County Correctional Center
Woodville, Wilkinson County

County/Regional Facilities

Alcorn Co. Regional Corr. Facility
Corinth
Bolivar Co. Regional Corr. Facility
Cleveland
Carroll/Montgomery Co. Regional Corr. Facility
Vaiden
Chickasaw Co. Regional Corr. Facility
Houston
George/Greene Co. Regional Corr. Facility
Lucedale
Holmes/Humphreys Co. Regional Corr Facility
Lexington
Issaquena Co. Regional Corr. Facility
Mayersville
Jefferson/Franklin Co. Regional Corr. Facility
Fayette
Kemper/Neshoba Co. Regional Corr. Facility
DeKalb
Leake Co. Regional Corr. Facility
Carthage
Marion/Walthall Co. Regional Corr. Facility
Cleveland
Stone Co. Regional Corr. Facility
Wiggins
Washington Co. Regional Corr. Facility
Cleveland
Winston/Choctaw Co. Regional Corr. Facility
Louisville
Yazoo Co. Regional Corr. Facility
Yazoo City





Superintendent
Marshal Turner

Mississippi State Penitentiary

P.O. Box 1057
Parchman, MS 38738
662-745-6611

The Mississippi State Penitentiary (MSP) is the state's oldest institution, opening in 1901. It is located on approximately 18,000 acres at Parchman in Sunflower County. It has 3,590 beds, 58 support buildings and seven different housing units, ranging in size from 56 beds at Unit 42 (hospital) to 1,568 beds at Unit 29.

MSP is authorized to have a total of 753 positions, 736 of which are full time, eight are time limited full time, and nine are part time in fiscal 2019.

MSP houses all male offenders who are classified as protective custody, administrative segregation, administrative long-term segregation, and death row. The custody levels are minimum, medium, and close.

MSP offenders provide more than 100,000 hours of free offender labor each year to adjacent municipalities and counties, as well as assisting other state agencies.

The majority of the farming activity involving Mississippi Prison Agricultural Enterprises (MPAE) happens at MSP. MPAE supplies food to Parchman and the other two state prisons, 10 community work centers and four restitution centers.

Mississippi Prison Industries Corp. (MPIC) operates a work program for its textile and metal fabrication.

Also, unlike the other two state prisons, MSP has its own hospital. Health care is contracted through Centurion Mississippi, LLC, which provides medical services 24 hours a day.

Another unique feature of Parchman is that it is where state executions are carried out. All executions are carried out at Unit 17 by lethal injection.

Parchman cemetery is also located on prison grounds. Inmates whose families cannot afford to bury them or those who do not have family members to claim their remains are buried on two acres. Records show that the first burial was in 1930.

Programs offered at MSP include: therapeutic recreation, religious programs, independent study and tutorial programs, pre-release, faith based program, alcohol and drug program, ABE/GED programs, Administrative Remedy Program (ARP), PACT, agri-business, auto body and fender, auto mechanics, carpentry, diesel mechanics, communications systems installer, heating, air conditioning and refrigeration, industrial electricity, marine maintenance, welding, and culinary arts.



Superintendent
Ron King

Central Mississippi Correctional Facility

P.O. Box 88550
Pearl, MS 39208
601-932-2880

The Central Mississippi Correctional Facility (CMCF) was established in 1986 and built on 171 acres in Pearl in Rankin County. The facility was expanded in 1996 and now includes 18 housing units and 10 support buildings to accommodate its current capacity of 4,073 beds. CMCF is the first stop for individuals sentenced to the Mississippi Department of Corrections (MDOC). It provides initial orientation and classification.

CMCF is authorized to have 711 positions, including 702 permanent full time, seven time limited full-time, and two part time in fiscal 2019.

Of the three State Prisons, CMCF is the only facility to house female offenders and youthful offenders. Its population consists of both male and female offenders of all custody levels (minimum, medium, and close) to include female offenders sentenced to death.

Youthful offenders are housed in a separate facility. The Youthful Offender Unit (YOU) opened on Dec. 12, 2012, as a separate, independent facility to serve individuals under the age of 18. It offers a wide range of programs to include Academic Classes, Vocational Programs, Mental Health Counseling, Psychological and Psychiatric Services in a group and individual basis, Alcohol and Drug Treatment, Social Services, Religious and Recreational Services.

Mississippi Prison Industries Corp. (MPIC) operates a commercial print shop; a Johnson & Johnson Clean Room, which provides cleaning and sterilization of suture spools for its suture manufacturing operations; and a metal fabrication shop.

Programs/services offered at CMCF include:

- Alcohol & Drug Treatment
- AA/NA
- Adult Basic Education
- Inmate Legal Assistance Program
- Pre-Release
- Religious Services
- Kairos Prison Ministry
- Bible Study
- Therapeutic Recreational Programs
- Veterans Program
- Prison-to-College Pipeline Program
- Recidivism Reduction Program
- Academic & Vocational Programming
- Library Services

- Barbering & Cosmetology Services
- Family Dynamics Class
- Business Technology
- Apparel & Textile
- Mentoring and Tutoring
- Life Skills & Anger Management
- 1A Mental Health Program
- Art Therapy/Expressions
- Dance to be Free
- In 2 Work Food Service Program
- Prison Industry
- Lifers/Extended Sentences Program
- Gardening & Landscaping
- Family Visitation



Superintendent
Joe Errington

South Mississippi Correctional Institution

P.O. Box 1419
Leakesville, MS 39451
601-394-5600

The South Mississippi Correctional Institution (SMCI), established in 1989, is the newest state prison in Mississippi. It is the first prison in the state to receive accreditation from the American Correctional Association and the National Commission on Correctional Health Care.

SMCI sits on 360 acres at Leakesville in Greene County. It has 16 housing units and a maximum 3,082 beds. Men classified as minimum, medium, and close custody are housed there as well as those in protective custody and long-term segregation.

The prison is authorized to have 408 positions including four full time, time limited in fiscal 2019.

SMCI provides free inmate labor to Greene County and adjacent municipalities and assists other state agencies. Inmates are assigned to the Greene County Road Crew and a mobile work crew.

Inmates can also work in the blueberry operations. The orchard was started at the prison in 2006 as a way to address inmate idleness and to teach inmates a trade skill in the blueberry industry. The blueberries help reduce food cost and serve as a healthier menu option.

Programs offered include: Adult Basic Education, Alcohol & Drug, Religious Programs, Vocational Programs, Inmate Legal Assistance, Pre-Release, and Therapeutic Recreation. The SMCI Education Department offers both Adult Basic Education (ABE) and General Educational Development (GED). Students have access to a full-time counselor. The Alcohol and Drug Program is both short term (12 weeks) and long term (six months) with individual and group counseling for treating alcohol and drug addictions. Other than alcohol and drug education, the classes and groups cover relapse prevention, coping skills, life skills/re-entry and post release, interview skills, anger and stress management, depression management, anxiety management, communication, and relationship skills. Upon successful completion, offenders are awarded a certificate. Services are also provided for community work center offenders and those in SMCI administrative segregation and protective custody units.

The Chaplains Department is responsible for all religious activities at SMCI. In addition to regularly scheduled religious programs, Bible classes are offered whereby the inmates may study together. The department has a pastoral and crisis ministry which includes spiritual guidance counseling during a crisis or grieving period. Chaplains also provide marriage counseling and coordinate the marriage process of those incarcerated. Additionally, this department is responsible for interviewing, training, and supervising volunteers providing a variety of services.

The Vocational Technical Department offers five programs (auto body, auto mechanics, electrical, plumbing and pipefitting, and welding) that enable offenders to become productive citizens after release. The length of each program is 1,300 hours to 2,650 hours. GED classes and tutoring are available at night. Offenders can obtain employment skills through Mississippi Prison Industries Corp.'s clothing manufacture operations.

Through the state's contracted healthcare vendor, Centurion, LLC provides onsite medical services to its offenders and those at the regional facilities in south Mississippi. These onsite services include, but are not limited to, emergency care, infirmary care, dental, optometry, clinical, and pharmaceutical services. Specialty care services are also available through a network of off-site contracted hospitals and specialty care providers.

Private Correctional Facilities

East Mississippi Correctional Facility

Frank Shaw, Warden

10641 Hwy 80 West, Meridian, MS 39304,
phone 601.485.5255

Facility Opened: April 1999

ACA Accreditation: May 2000

ACA Re-accreditation: August 2018

Staffing: 72 Non-Security; 218 Security

Per Diem: \$36.32

Inmate Custody Level: Minimum, Medium, Close, Special Needs, Protective custody, High Risk, Long term

Marshall County Correctional Facility

Jessie Williams, Warden

*Lepher Jenkins

P.O. Box 5188, Holly Springs, MS 38634-5188
phone 662.252.7111

Facility Opened: June 1996

ACA Accreditation: July 1997

ACA Re-accreditation: March 2019

Staffing: 46 Non-Security; 74 Security

Per Diem: Close \$41.62, Medium \$25.45, Minimum \$27.33, Long term \$72.90

Inmate Custody Level: Minimum, Medium, Close, Long-Term Segregation

Wilkinson County Correctional Facility

Scott Middlebrooks, Warden

*Jody Bradley

P.O. Box 1079, Woodville, MS 39669
phone 601.888.3199

Facility Opened: January 1998

ACA Accreditation: March 1999

ACA Re-accreditation: February 2013

Staffing: 48 Non-Security; 187 Security

Per Diem: \$41.42

Inmate Custody Level: Minimum, Medium, Close, Protective Custody,
Long-Term Segregation, High Risk Incentive Program

*former warden

Regional Correctional Facilities

Alcorn County

Josh Davis, warden
2839 South Harper Road, Corinth, MS 38834
phone 662.286.7085
Facility Opened: June 2011
ACA Accreditation: April 2014
ACA Re-accreditation: October 2018
Staffing: 25 Non-Security; 12 Security
Average Per Diem: \$29.74 per inmate
Inmate Custody Level: Medium

Bolivar County

Ora Starks, warden
2792 Hwy 8 West, Cleveland, MS 38732
phone 662.843.7478
Facility Opened: November 1999
Re-opened: October 2002
ACA Accreditation: March 2001
ACA Re-accreditation: September 2016
Staffing: 19 Non-Security; 46 Security
Average Per Diem: \$29.74 per inmate
Inmate Custody Level: Medium

Carroll-Montgomery County

Brandon Smith, warden
1440 Hwy 35, Vaiden, MS 39176
phone 662.464.5440
Facility Opened: May 1999
ACA Accreditation: January 2001
ACA Re-accreditation: March 2019
Staffing: 19 Non-Security; 46 Security
Average Per Diem: \$23.92 per inmate
Inmate Custody Level: Medium

Chickasaw County

Brand Huffman, warden
120 Lancaster Circle, Houston, MS 38851
phone 662.456.3319
Facility Opened: September 2010
ACA Accreditation: December 2011
ACA Re-accreditation: November 2017
Staffing: 10 Non-Security; 27 Security
Average Per Diem: \$29.74 per inmate
Inmate Custody Level: Medium

George-Greene County

Bobby Fairley, warden
154 Industrial Park Road, Lucedale, MS 39452
phone 601.947.9399
Facility Opened: May 2002
ACA Accreditation: July 2003
ACA Re-accreditation: October 2018
Staffing: 9 Non-Security; 29 Security
Average Per Diem: \$23.92 per inmate
Inmate Custody Level: Medium

Holmes-Humphreys County

Barry Rule, warden
23234 Hwy 12 East, Lexington, MS 39095
phone 662.834.5016
Facility Opened: October 2000
ACA Accreditation: May 2002
ACA Re-accreditation: October 2018
Staffing: 10 Non-Security; 35 Security
Average Per Diem: \$23.92 per inmate
Inmate Custody Level: Medium

Issaquena County

Anderson Johnson, warden
P.O. Box 220, Mayersville, MS 39113
phone 662.873.2153
Facility Opened: March 1997
ACA Accreditation: January 1999
ACA Re-accreditation: August 2018
Staffing: 24 Non-Security; 37 Security
Average Per Diem: \$24.40 per inmate
Inmate Custody Level: Medium

Jefferson-Franklin County

Clifton Kaho, warden
P.O. Box 218, Fayette, MS 39069
phone 601.786.2284
Facility Opened: May 1997
ACA Accreditation: January 2019
ACA Re-accreditation: August 2015
Staffing: 20 Non-Security; 59 Security
Average Per Diem: \$24.40 per inmate
Inmate Custody Level: Medium

Kemper-Neshoba County

Johnny Crockett, warden
300 Industrial Park Road, DeKalb, MS 39328
phone 601.743.5767
Facility Opened: October 2000
ACA Accreditation: February 2002
ACA Re-accreditation: August 2017
Staffing: 17 Non-Security; 23 Security
Average Per Diem: \$29.74 per inmate
Inmate Custody Level: Medium, Minimum Non-Community, and Minimum Community

Leake County

Cornelius Turner, warden
399 C.O. Brooks Street, Carthage, MS 39051
phone 601.298.9003
Facility Opened: October 1998
ACA Accreditation: April 2000
ACA Re-accreditation: February 2018
Staffing: 13 Non-Security; 37 Security
Average Per Diem: \$23.92 per inmate
Inmate Custody Level: Medium

Marion-Walthall County

Derek Mingo, warden
503 South Main St., Columbia, MS 39429
phone 601.736.3621
Facility Opened: March 1999
ACA Accreditation: January 2001
ACA Re-accreditation: October 2018
Staffing: 17 Non-Security; 30 Security
Average Per Diem: \$29.74 per inmate
Inmate Custody Level: Medium
Average Per Diem: \$23.92 per inmate
Inmate Custody Level: Medium

Stone County

Dwain Brewer, warden
1420 Industrial Park Rd., Wiggins, MS 39577
phone 601.928.7042
Facility Opened: December 2000
ACA Accreditation: January 2002
ACA Re-accreditation: August 2017
Staffing: 14 Non-Security; 36 Security
Average Per Diem: \$29.74 per inmate
Inmate Custody Level: Medium

Washington County

James Whitehead, warden
60 Stokes King Rd., Greenville, MS 38703
phone 662.537.2000
Facility Opened: September 2011
ACA Accreditation: June 2013
ACA Re-accreditation: October 2016
Staffing: 23 Non-Security; 48 Security
Average Per Diem: \$29.74 per inmate
Inmate Custody Level: Medium

Winston-Choctaw County

Neil Higgason, warden
22062 Highway 25 N., Louisville, MS 39339
phone 662.773.2528
Facility Opened: March 1999
ACA Accreditation: January 2001
ACA Re-accreditation: January 2016
Staffing: 9 Non-Security; 21 Security
Average Per Diem: \$23.92 per inmate
Inmate Custody Level: Medium and Minimum Non-Community

Yazoo County

Junvetric L. Shaw, warden
154 Roosevelt Hudson Dr., Yazoo City, MS 39194
phone 662.751.8484
Facility Opened: September 2010
ACA Accreditation: July 2012
ACA Re-accreditation: June 2018
Staffing: 16 Non-Security; 22 Security
Average Per Diem: \$29.74 per inmate
Inmate Custody Level: Medium

Programs



Deputy Administrator Technology and Programs




Audrey McAfee

Audrey McAfee has more than 30 years of experience as an information technology professional and correctional business analyst. She was appointed Deputy Administrator in 2017. She has directed management of the information systems since 2002 and oversees Inmate Treatment & Programs, Re-entry, and Records. She has served in several other positions, including as director of policy and planning from 2001 to 2002; lead programmer analyst from 1989 to 2001; research statistician from 1988 to 1989; and accounting clerk from 1986 to 1988.

In her current role as Chief Information Officer, McAfee provides analyses and makes recommendations to meet legislative changes and to implement new or modified programs. Essentially, she translates requirements into action plans and provides the leadership necessary to ensure business needs are addressed efficiently and effectively. She is on the front line of prison operations in the state, and has played an instrumental role in criminal justice reform achieved under legislation enacted in 2014.

McAfee has a Master of Business Administration degree from Belhaven University and a Bachelor of Science degree in chemistry from Tougaloo College. Also, she has various certificates from the State of Mississippi IT Course Work. She is the agency representative on the Mississippi Wireless Communication Commission.



Treatment and Programs

The Division of Treatment and Programs plays an integral part in the operations of the state's correctional facilities. The division provides programs and services designed to comply with court orders and to improve the incarcerated resident and their chances of success upon release.

The program component includes: education, Adult Basic Education (ABE), General Education Degree (GED), vocational programs, pre-release, religious and volunteer services, administrative remedy program, re-entry program, inmate legal assistance program, Mississippi Prison Industries, Recidivism Reduction Program (RRP), and the youthful offender program.

EDUCATION

The mission of the schools is to offer classes that will enable all returning citizens who desire training to enroll, succeed, and return to their communities as productive citizens with the skills needed to succeed in the workforce.

The Education Department provides training that meets the academic, workplace development, and vocational needs of returning citizens. Adult education and vocational classes are offered at the three state institutions: Mississippi State Penitentiary at Parchman (MSP), Central Mississippi Correctional Facility (CMCF), and South Mississippi Correctional Institution (SMCI).

Academic and vocational classes for youthful residents 17 years of age and younger are provided at the Youthful Offender Unit (YOU) School at CMCF. Adult education classes are also offered at the private and regional facilities along with vocational classes at some of the private and regional facilities.

Vocational night classes are offered at MSP through Mississippi Delta Community College. Residents who wish to enroll in college classes may take correspondence courses. They are responsible for their college tuition fees.



In 2019, the MDOC served 646 people in the Adult Education Division, 560 offenders in Vocational Education, awarded 147 Smart Start Certifications, assisted 143 offenders to earn their National Career Readiness Certification (NCRC), and ensured that 85 offenders received certifications from the National Center for Construction and Re-search (NCCR).

RE-ENTRY

The mission and vision for the Re-Entry Department is to help returning citizens and communities move forward by enhancing re-entry partnerships. The MDOC has partnered with numerous agencies and have implemented several programs to assist returning citizens. A few examples of this collaboration include working with Feeding the Gulf Coast Outreach Program (SNAP), Department of Human Services (Child Support), Governor's Job Fair Network (Re-entry Job Fair), Federal Bureau of Prisons (Re-entry Resource Fair), and ASC (Housing).

MDOC launched the SSI/SSDI Outreach, Access, and Recovery Program (SOAR). The program is designed to increase the number of SSI/SSDI approvals for incarcerated residents at risk of homelessness and those with serious mental illnesses and other disabilities. The goal is to have SOAR-trained staff across the agency.



The MDOC held its second annual Re-Entry Symposium on June 20, 2019, at Broadmoor Baptist Church in Madison during Statewide Re-entry Month. Nearly 400 individuals of diverse backgrounds, elected officials, including Gov. Phil Bryant, attended. Correctional leaders from neighboring states, other state agency representative and community partners joined together to share ideas and best practices in support of re-entry needs for incarcerated and the formerly incarcerated individuals.

Andre Norman, former gang member who turned his life around after 14 years in prison, was the motivational speaker.

The goal was to inform citizens, community partners, and leaders about what it takes for incarcerated individuals to become successful after release.



PRE-RELEASE

Pre-Release assists returning citizens with identifying career interest, developing resumes, conducting job searches, becoming financial aware and developing new positive behaviors that will impact their real world experience. Pre-Release also assists individuals with educational needs through the Adult Education Program in which they may also complete GED preparation, remedial education, and adult literacy.

2019 ► MDOC Annual Report

Incarcerated residents participate in Thinking for a Change (T4C), a cognitive behavioral change program addressing the cognitive social and emotional needs. Participants can receive the National Career Readiness Certification (NCRC), which certifies the work skills needed for success in jobs across industries and occupations.

The Commercial Driver's License (CDL) program provides individuals a combination of technical skill development, soft-skills training, and vocational education through Pre-Release/Re-Entry. The CDL program is offered to males and females housed at or transferred to the CMCF. Participants are prepared to take the Commercial Driver's License permit written tests. The curriculum includes eight hours of training per day for eight days, an on-site CDL instructor, hands-on classroom instruction, and a tractor-trailer simulator.



INCARCERATED VETERANS PROGRAM

The MDOC offers U.S. military veterans a holistic, full-service therapeutic community at the CMCF. Any classified resident is eligible for the program provided that he or she is a verified veteran, served a minimum one day of active duty service, has any discharge, and has verifiable DD214. The Incarcerated Veterans Program houses approximately 60 residents and priority is given to those with less than 18 months remaining on their sentence. The goal of the program is to reduce recidivism through development of job skills and employment placement prior to release. To achieve this goal, the program offers a 40-hour weekly curriculum core courses. Additionally, electives include: untangling relationships, be a better man general session lecture series, substance abuse education, Retrieving Freedom Dog Training, victory garden, and reach your potential personal and professional development.



Programs



Alcohol and Drug Treatment Programs

The mission of the Alcohol and Drug (A&D) Program is to provide clinical treatment and rehabilitation services to individuals who have co-occurring mental health conditions or who have committed an alcohol and/or drug crime(s). The goal is to address the substance use disorder using evidence-based curriculums (e.g., Cognitive Behavioral Therapy, Dialectical Behavioral Therapy, 12-step facilitation, mindfulness, meditation classes, Betty Ford On Demand Living in Balance Curriculum, art therapy, along with psychoeducation about drugs of abuse and clinical treatment team meetings) aimed at correcting ineffective behaviors and unhelpful thought patterns. These clinical A&D services are provided to offenders who are court ordered to alcohol and drug treatment, parole pending completion, Intensive Supervision Program, MDOC referral or volunteer.

The Alcohol and Drug Program also provides re-entry referrals to offenders discharging for primary and secondary A&D treatment facilities, Alcoholics Anonymous, Narcotics Anonymous and Cocaine Anonymous meetings and home placement recommendations. In most cases, through interdisciplinary treatment team meetings and planning, offenders are offered tailored transition plans prior to discharge from our treatment programs.

Mississippi State Penitentiary provides a short-term program for offenders with at least six to 30 months remaining in their sentence. The Alcohol and Drug Therapeutic Community Treatment Center units house 100 therapeutic treatment beds, group rooms and classrooms with clinical staff office space adjacent to each housing unit.

Central Mississippi Correctional Facility provides both a 12-week traditional A&D program and a long-term program (6 months to 12 months) for female and male offenders. In addition, a 12-week treatment program is available for special needs (disability) male offenders. The traditional 12-week A&D program based on principles of Alcoholics Anonymous is provided for special needs (disability) offenders at Central Mississippi Correctional Facility. A 12-week basic A&D psychoeducation program is provided to eligible offenders housed in high risk, lockdown, and protective custody units.

South Mississippi Correctional Institution provides both a traditional 12-week A&D program and a long term (six month) program for general population offenders.

The Residential Substance Abuse Treatment (RSAT) Program is operated in the Flowood, Pike and Quitman Community Pre-Release Centers for offenders who are within six months to one year of release. The offenders provide work in the community during the day and attend A&D clinical treatment in the evening.

The Flowood Community Work Center offers a 12-week A&D program for females who are completing their sentence, or are being released to community supervision.

Individuals participating in Alcohol and Drug Programs

LOCATION	SERVED	COMPLETED
(MSP) Therapeutic Community (Unit 30)	353	171
(MSP) Special Needs (Disability Unit 31)	3	3
(CMCF) A&D Program for Females	359	155
(CMCF) A&D Program for Males (Disability Unit)	1	0
(SMCI) General Population Program Area	797	356
3 Community RSAT Centers	309	124

Treatment and Education Programs by Facility

MISSISSIPPI STATE PENITENTIARY

Program Area	Enrollment Capacity	Program Length
Adult Education /High School Equivalency(HSE)	140	Open Entry/Exit
Alcohol & Drug (Short-Term)	20	12 Weeks
Automotive Body Repair & Services	15(D)15(N)	1,600 Hours
Automotive Mechanics Technology	15(D)15(N)	1,750 Hours
Carpentry	15(D)15(N)	1,750 Hours
Cognitive Behavior Education	48	500 Hours
Culinary Arts	15(D)	1,600 Hours
Diesel Equipment Repair & Services	15(D)	1,200 Hours
Electricity	15(D)15(N)	1,450 Hours
Electronic Servicing	15(D)	1,900 Hours
Faith-Based Initiative	65	Open Entry/Exit
Heating, Ventilation, Air Conditioning & Refrigeration	15(D)15(N)	1,900 Hours
Horticulture Service Op & Mgmt.	15(D)15(N)	1,750 Hours
Mississippi Prison Writes Course	12	3 Hours Semester
Small Engine Repair	15(D)15(N)	1,600 Hours
Therapeutic Community (Long-Term)	216	6 – 12 Months
Welding	15(D)15(N)	1,400 Hours

CENTRAL MISSISSIPPI CORRECTIONAL FACILITY

Program Area	Enrollment Capacity	Program Length
Adult Education/ High School Equivalency (HSE)	150	Open Entry/Exit
Alcohol & Drug Long-Term (Female)	180	28 Weeks
Alcohol & Drug Short-Term (Male & Female)	32	12 Weeks
Apparel & Textiles	15	1,200 Hours
Business Technology	15	1,200 Hours
Cosmetologist	15	1,500 Hours
Family and Consumer Science	15	1,200 Hours
Recidivism Reduction Program (RRP)	100	6 Months
Upholstery	15	1,200 Hours

YOUTHFUL OFFENDER UNIT SCHOOL (YOU)

Program Area	Enrollment Capacity	Program Length
Adult Education/High School Equivalency (HSE)	42	Open Entry/Exit
Alcohol & Drug	42	3-6 Months
Anger Management	42	Open Entry/Exit
Barber/Hairstylist	10	1,500 Hours
Cognitive Behavior Therapy	42	3 Months
Computer Lab	42	Participant-based
Creative Writing	15	2 Semesters
Custodian/Caretaker	10	1,500 Hours

SOUTH MISSISSIPPI CORRECTIONAL INSTITUTION

Program Area	Enrollment Capacity	Program Length
Adult Education/ High School Equivalency (HSE)	120	Open Entry/Exit
Alcohol & Drug (Long-Term)	100	6 Months
Alcohol & Drug (Short-Term)	200	12 Weeks
Auto Body Repair	15	1,600 Hours
Automotive Mechanics	15	1,860 Hours
Electricity	15	1,450 Hours
Plumbing & Pipefitting	15	1,675 Hours
Welding	15	1,400 Hours

EAST MISSISSIPPI CORRECTIONAL FACILITY

Program Area	Enrollment Capacity	Program Length
Adult Education/High School Equivalency (HSE)	72	Open Entry/Exit
Alcohol & Drug (Long-Term)	100	9 Months
Alcohol & Drug (Short-Term)	100	10 Weeks
Anger Management	15	12 Weeks
Cognitive Skills	40	12 Weeks
Discipleship	50	10-12 Weeks
Employment Skills	48	6 Weeks
Facility Care Class	15	460 Hours
Inside Out Dads	15	12 Weeks
Moral Reconation Therapy	40	12 Step Program
Music	15	6 Weeks
Open Office Computer	36	13 Weeks
Pathway to Change	66	Open Entry/Exit
Stress Management	40	12 Weeks
Thinking for Good	12	13 Weeks
Workforce Readiness	12	12 Weeks

MARSHALL COUNTY CORRECTIONAL FACILITY

Program Area	Enrollment Capacity	Program Length
Adult Education/High School Equivalency (HSE)	70	Open Entry/Exit
Alcohol & Drug (Long-Term)	25	6 Months
Alcohol & Drug (Short-Term)	25	3 Months
Barbering	36	1500 Hours
Cage your Rage	25	8 Weeks
Culinary Arts	36	12 Months
Faith Based Programs	20	45 Days
Financial Literacy	25	3 Months
Health and Wellness	20	20 Days
Inside Out Dads	25	10 Weeks
Moral Reconation Therapy	60	12 Step Program
Music	20	6 Months
Open Office Computer	40	26 Weeks
Workforce Readiness	25	6 Months

WILKINSON COUNTY CORRECTIONAL FACILITY

Program Area	Enrollment Capacity	Program Length
Adult Education/High School Equivalency (HSE)	128	Open Entry/Exit
Alcohol & Drug (Long Term)	40	6 Months
Alcohol & Drug (Short Term)	120	12 Weeks
Bible Study	66	51 Weeks
Character Development	45	8 Weeks
Coping with Anger	45	8 Sessions
Discipleship	13	10-12 Weeks
Life Skills (Employment Skills)	45	12 Weeks
Moral Reconation Therapy	45	12 Steps
Pre-Release	45	10 Weeks
Thinking for Good	15	10 Modules

ALCORN COUNTY REGIONAL CORRECTIONAL FACILITY

Program Area	Enrollment Capacity	Program Length
Adult Education/High School Equivalency (HSE)	40	Open Entry/Exit
Alcohol & Drug (Long Term)	40	6 Months
Alcohol & Drug (Short Term)	80	3 Months
Anger Management	15	3 Months
Discipleship	25	3 Months
Life Skills	10	3 Months
Music/Art Class	10	6 Months
Parenting	20	3 Months
Pre-Release	15	10 Months

BOLIVAR COUNTY REGIONAL FACILITY

Program Area	Enrollment Capacity	Program Length
Adult Education	10	Open Entry/Exit
Alcohol & Drug (Long-Term)	30	6 Months
Anger Management	40	12 Weeks
Basic Computer	10	6 Weeks
Carpentry	20	36 Weeks
High School Equivalency (HSE)	40	Open Entry/Exit
Pre-Release	20	6 Months
Religious (Principles of Salvation)	32	Open Entry/Exit

CARROLL-MONTGOMERY REGIONAL CORRECTIONAL FACILITY

Program Area	Enrollment Capacity	Program Length
Academic Education	30	Open Entry/Exit
Alcohol & Drug (Short-Term)	25	12 Weeks
Basic Computer	10	15 Weeks
Building Trades	15	15 Weeks
Discipleship	25	10 – 12 Weeks
High School Equivalency (HSE)	15	25 Weeks
Life Skills	25	10 Weeks
Small Engine Repair	10	20 Weeks

CHICKASAW COUNTY REGIONAL CORRECTIONAL FACILITY

Program Area	Enrollment Capacity	Program Length
Academic Education	17	Open Entry/Exit
Alcohol & Drug (Long-Term)	50	36 Weeks
Alcohol & Drug (Short-Term)	25	3 Months
Animal Science	20	3 Months
Basic Computer	20	3 Months
Bible College	25	3.5 Years
Bible Study	25	On-Going
Discipleship	25	6 Months
Forestry	20	3 Months
Horticulture	15	20 Weeks
High School Equivalency (HSE)	9	Open Entry/Exit
Inside Out Dads	10	3 Months
Life Skills (Phase I and II)	8	3 Months each Phase
Literacy	10	12 Months

GEORGE-GREENE COUNTY CORRECTIONAL FACILITY

Program Area	Enrollment Capacity	Program Length
Academic Education/High School Equivalency (HSE)	20	12 Months
ACT	30	9 Months
Alcohol & Drug (Short-Term)	40	3 Months
Anger Management	40	3 Months
Building Trades	7	2 Months
HVAC I and II	40	9 Months
Life Skills	50	3 Months

HOLMES-HUMPHREYS COUNTY CORRECTIONAL FACILITY

Program Area	Enrollment Capacity	Program Length
Academic Education	50	Open Entry/Exit
Alcohol & Drug (Short Term)	50	3 Months
Basic Computer	10	2 Months
Celebration Recovery I & II	25	8 Weeks
High School Equivalency (HSE)	35	12 Months
Life Skills	15	4 Months
Religious (Salt & Light)	50	10 Weeks
Welding	10	4 Months

ISSAQUENA COUNTY CORRECTIONAL FACILITY

Program Area	Enrollment Capacity	Program Length
Academic Education/High School Equivalency (HSE)	30	Open Entry/Exit
Alcohol & Drug (Short-Term)	180	3 Months
Basic Computer	60	2 Months
Discipleship	35	Open Entry/Exit
General Education Development (GED)	30	9 Months
Life Skills	120	3 Months
Pre-Release	180	2 Months

JEFFERSON-FRANKLIN COUNTY CORRECTIONAL FACILITY

Program Area	Enrollment Capacity	Program Length
Academic Education	13	3 Months
Alcohol & Drug Treatment	25	3 Months
Basic Computers	10	2 Months
Bible College	30	3 Years
Discipleship	50	Up to 3 years
High School Equivalency (HSE)	9	9 Months
Life Skills	30	3 Months
Pre-Release	30	3 Months

KEMPER-NESHOBA COUNTY CORRECTIONAL FACILITY

Program Area	Enrollment Capacity	Program Length
Academic Education	35	Open Entry/Exit
Alcohol & Drug (Short-Term)	30	12 Weeks
Basic Computer	60	6-18 Weeks
Discipleship	84	6 Weeks – 3 Months
High School Equivalency (HSE)	12	Open Entry/Exit
Life Skills/Pre-Release-Anger Management	50	6 Months

LEAKE COUNTY CORRECTIONAL FACILITY

Program Area	Enrollment Capacity	Program Length
Academic Education	44	Open Entry/Exit
ACT Work Keys	30	Open Entry/Exit
Alcohol & Drug (Short-Term)	32	12 Weeks
Basic Computer	48	Open Entry/Exit
Carpentry	60	3 Months
Discipleship	60	10-12 Weeks
High School Equivalency (HSE)	60	Open Entry/Exit
Intermediate Computer	48	Open Entry/Exit
Pre-Release	14	12 Weeks

MARION-WALTHALL COUNTY CORRECTIONAL FACILITY

Program Area	Enrollment Capacity	Program Length
Academic Education/High School Equivalency (HSE)	14	Open Entry/Exit
ACT Prep	20	Open Entry/Exit
Basic Computer	6	4 Months
Basic Electrical/Plumbing Course	12	150 Days
Basic Heating, Air Conditioning	12	16 Weeks
High School Equivalency (HSE) Prep	30	Ongoing

STONE COUNTY CORRECTIONAL FACILITY

Program Area	Enrollment Capacity	Program Length
Academic Education	15	12 Months
Alcohol & Drug (Short-Term)	25	40 Hours
Bible College	None	Participant-Paced Associate - Doctoral Degree
Building Trades	15	1,560 Hours
Correspondence Coursework	None	Approx. 24 Months
Discipleship 1, 2 & 3	50	18 Months
Grace for Addiction	24	13 Weeks
High School Equivalency (HSE)	25	Open Entry/Exit
Life Skills/Pre-Release	25	52 Hours
Pipe-Fitting	15	1,000 Hours
Pre-High School Equivalency (HSE)	15	Participant-paced
Understanding Islam	18	20 Hours

WASHINGTON COUNTY REGIONAL CORRECTIONAL FACILITY

Program Area	Enrollment Capacity	Program Length
Academic Education/High School Equivalency (HSE)	40	Open Entry/Exit
Advanced Word Computer	54	8 Weeks
Alcohol & Drug (Long-Term)	25	6 Months
Alcohol & Drug (Short-Term)	25	3 Months
Anger Management	20	6 Months
Basic Computer	54	8 Weeks
Discipleship	30	3 Months
Istudy (Ole Miss) correspondence course	None	Upon completion (4 Months)
Leadership	30	3 Months
Parenting	20	6 Months
Salt & Light Ministry	52	8 Months

WINSTON-CHOCTAW CORRECTIONAL FACILITY

Program Area	Enrollment Capacity	Program Length
Academic Education	25	On-Going
Alcohol & Drug (Short-Term)	20	12 Weeks
Discipleship	150	On-Going
High School Equivalency (HSE)	25	On-Going
Literacy	25	Open Entry/Exit
Religious Programs	50	40 Weeks

YAZOO COUNTY REGIONAL CORRECTIONAL FACILITY

Program Area	Enrollment Capacity	Program Length
Academic Education	18	6 – 12 Months
Alcohol & Drug (Short-Term)	25	12 Weeks
Anger Management	25	12 Weeks
Basic Computer	15	12 Weeks
Discipleship	25	26 Hours
High School Equivalency (HSE)	19	6 – 12 Months
Parenting	25	12 Weeks
Pre-Release	45	12 Weeks

Population Statistics



General Characteristics

GENDER	MALE	FEMALE	TOTAL
Custody Population	17804	1383	19187
ISP,ERS,Medical Release	522	157	679
Total	18326	1540	19866

RACE	MALE	FEMALE	TOTAL	PERCENT
WHITE	6331	975	7306	36.78%
BLACK	11749	549	12298	61.90%
HISPANIC	170	10	180	0.91%
OTHER	67	5	72	0.36%
UNKNOWN	9	1	10	0.05%
TOTAL	18326	1540	19866	100.00%

AGE	MALE	FEMALE	TOTAL	PERCENT
16	6	0	6	0.03%
17	22	0	22	0.11%
18 - 19	189	4	193	0.97%
20 - 29	4797	351	5148	25.91%
30 - 39	5852	628	6480	32.62%
40 - 49	4062	357	4419	22.24%
50 - 59	2325	159	2484	12.50%
60 - 69	886	39	925	4.66%
70 - 79	162	2	164	0.83%
80 +	24	0	24	0.12%
Unknown	1	0	1	0.01%
Total	18326	1540	19866	100.00%

Primary Offenses

OFFENSE	MALE	FEMALE	TOTAL	PERCENT
DRUG	3632	501	4133	20.80%
NON-VIOLENT	3042	373	3415	17.19%
SEX	2769	68	2837	14.28%
VIOLENT	8883	598	9481	47.72%
Total	18326	1540	19866	100.00%

Male

OFFENSE	Black	White	Hispanic	Other	Unknown	Total	Percent
DRUG	2123	1450	37	20	2	3632	19.82%
NON-VIOLENT	1719	1284	28	8	3	3042	16.60%
SEX	1316	1379	58	15	1	2769	15.11%
VIOLENT	6591	2218	47	24	3	8883	48.47%
Total	11749	6331	170	67	9	18326	100.00%

Female

OFFENSE	Black	White	Hispanic	Other	Unknown	Total	Percent
DRUG	100	395	5	1	0	501	32.53%
NON-VIOLENT	128	238	3	2	1	372	24.16%
SEX	14	54	1	0	0	68	4.42%
VIOLENT	307	288	1	2	0	599	38.90%
Total	549	975	10	5	1	1540	100.00%



County of Conviction

County	Offenders	Percent
ADAMS	196	0.99%
ALCORN	204	1.03%
AMITE	70	0.35%
ATTALA	173	0.87%
BENTON	32	0.16%
BOLIVAR	210	1.06%
CALHOUN	105	0.53%
CARROLL	68	0.34%
CHICKASAW	147	0.74%
CHOCTAW	39	0.20%
CLAIBORN	65	0.33%
CLARKE	93	0.47%
CLAY	163	0.82%
COAHOMA	214	1.08%
COPIAH	177	0.89%
COVINGTON	86	0.43%
+DESOTO	866	4.36%
+FORREST	620	3.12%
FRANKLIN	47	0.24%
GEORGE	148	0.74%
GREENE	71	0.36%
GRENADA	162	0.82%
HANCOCK	276	1.39%
+HARRISON	1936	9.75%
+HINDS	1139	5.73%
HOLMES	97	0.49%
HUMPHREYS	66	0.33%
ISSAQUENA	5	0.03%
ITAWAMBA	149	0.75%
+JACKSON	927	4.67%
JASPER	75	0.38%
JEFFERSON DAVIS	50	0.25%
JEFFERSON	26	0.13%
JONES	420	2.11%
KEMPER	46	0.23%
LAFAYETTE	252	1.27%
LAMAR	187	0.94%
+LAUDERDALE	700	3.52%
LAWRENCE	72	0.36%
LEAKE	153	0.77%
+LEE	654	3.29%
LEFLORE	243	1.22%

County	Offenders	Percent
LINCOLN	281	1.41%
+LOWNDES	559	2.81%
+MADISON	802	4.04%
MARION	288	1.45%
MARSHALL	223	1.12%
MONROE	210	1.06%
MONTGOMERY	71	0.36%
NESHOBA	219	1.10%
NEWTON	98	0.49%
NOXUBEE	49	0.25%
OKTIBBEHA	328	1.65%
PANOLA	313	1.58%
PEARL RIVER	359	1.81%
PERRY	80	0.40%
PIKE	360	1.81%
PONTOTOC	182	0.92%
PRENTISS	199	1.00%
QUITMAN	50	0.25%
+RANKIN	911	4.59%
SCOTT	249	1.25%
SHARKEY	21	0.11%
SIMPSON	95	0.48%
SMITH	34	0.17%
STONE	97	0.49%
SUNFLOWER	102	0.51%
TALLAHATCHIE	80	0.40%
TATE	204	1.03%
TIPPAH	104	0.52%
TISHOMINGO	76	0.38%
TUNICA	84	0.42%
UNION	231	1.16%
UNAVAILABLE	92	0.46%
WALTHALL	92	0.46%
WARREN	325	1.64%
WASHINGTON	406	2.04%
WAYNE	140	0.70%
WEBSTER	49	0.25%
WILKINSON	34	0.17%
WINSTON	102	0.51%
YALOBUSHA	102	0.51%
YAZOO	136	0.68%
Total	19866	100.00%

(+ Indicates the top 10 counties with highest convictions)

Active Offender Population by Month

Facility	Jul ('18)	Aug	Sep	Oct
Mississippi State Penitentiary	3,416	3,301	3,250	3,256
Central Mississippi Correctional Facility	3,670	3,557	3,684	3,650
Youthful Offender Unit	37	35	36	38
South Mississippi Correctional Institution	3,030	3,035	3,038	3,048
County Jails	1,295	1,271	1,380	1,298
Community Work Centers	690	703	686	711
County/Regional Facilities	3,698	3,676	3,652	3,678
Private Prisons	3,228	3,249	3,218	3,242
RRP	130	117	98	95
Community Trustees	6	6	5	6
Pending File Review	139	146	164	142
Transitional Housing	38	35	23	37
Total	19,377	19,131	19,234	19,201

Facility	Nov	Dec	Jan ('19)	Feb
Mississippi State Penitentiary	3,269	3,255	3,264	3,239
Central Mississippi Correctional Facility	3,722	3,748	3,742	3,639
Youthful Offender Unit	35	36	36	36
South Mississippi Correctional Institution	3,056	3,038	3,053	2,911
County Jails	1,381	1,252	1,149	1,258
Community Work Centers	716	698	710	718
County/Regional Facilities	3,676	3,704	3,754	3,872
Private Prisons	3,192	3,193	3,191	3,147
RRP	83	77	81	75
Community Trustees	10	10	9	7
Pending File Review	124	131	122	110
Transitional Housing	42	45	25	21
Total	19,306	19,187	19,136	19,033

Facility	Mar	Apr	May	Jun
Mississippi State Penitentiary	3,261	3,275	3,250	3,212
Central Mississippi Correctional Facility	3,539	3,562	3,689	3,668
Youthful Offender Unit	35	33	28	27
South Mississippi Correctional Institution	2,654	2,659	2,642	2,643
County Jails	1,404	1,384	1,401	1,369
Community Work Centers	739	730	704	692
County/Regional Facilities	4,222	4,253	4,254	4,278
Private Prisons	3,123	3,170	3,205	3,180
RRP	76	69	71	67
Community Trustees	7	7	6	7
Pending File Review	74	87	79	139
Traditional Housing	25	29	27	25
Total	19,159	19,258	19,356	19,307

Security Classification of Offenders

Information regarding unclassified inmates includes persons on community resident status such as house arrest.

Classification	Male and Female	Percent
Minimum Community	1437	7.23%
Minimum Non-Community	2578	12.98%
Medium	10964	55.19%
Close	2579	12.98%
DR	43	0.22%
Unclassified	2265	11.40%
Total	19866	100.00%

Male

Classification	Black	White	Hispanic	Other	Unknown	Total
Minimum Community	718	505	8	6	0	1237
Minimum Non-Community	1290	1007	20	9	1	2327
Medium	6800	3452	111	40	1	10404
Close	1899	518	11	7	0	2435
DR	24	16	1	1	0	42
Unclassified	1018	833	19	4	7	1881
Total	11749	6331	170	67	9	18326

Female

Classification	Black	White	Hispanic	Other	Unknown	Total
Minimum Community	36	161	1	2	0	200
Minimum Non-Community	90	157	2	2	0	251
Medium	218	335	6	0	1	560
Close	94	49	0	1	0	144
DR	0	1	0	0	0	1
Unclassified	111	272	1	0	0	384
Total	549	975	10	5	1	1540



Sentence Length

Sentence Length	Male and Female	Percent
Less than 1 year	358	1.80%
1-2 years	897	4.52%
3-5 years	3382	17.02%
6-10 years	4760	23.96%
11-20 years	5074	25.54%
21-30 years	2010	10.12%
Greater than 30 Years	1222	6.15%
Life	2120	10.67%
Death	43	0.22%
Total	19866	100.00%

Male

Male	Black	White	Hispanic	Other	Unknown	Total	Percent
Less than 1 year	115	143	2	0	2	262	1.43%
1-2 years	448	297	8	1	1	755	4.12%
3-5 years	1675	1220	29	18	3	2945	16.07%
6-10 years	2628	1697	48	15	2	4390	23.96%
11-20 years	3160	1583	42	22	1	4808	26.24%
21-30 years	1336	563	19	3	0	1921	10.48%
Greater than 30 Years	887	290	8	3	0	1188	6.48%
Life	1476	522	13	0	4	2015	11.00%
Death	24	16	1	0	1	42	0.23%
Total	11749	6331	170	62	14	18326	100.00%

Female

Female	Black	White	Hispanic	Other	Unknown	Total	Percent
Less than 1 year	21	73	1	1	0	96	6.23%
1-2 years	37	105	0	0	0	142	9.22%
3-5 years	127	307	2	0	1	437	28.38%
6-10 years	129	236	2	3	0	370	24.03%
11-20 years	119	143	4	0	0	266	17.27%
21-30 years	41	48	0	0	0	89	5.78%
Greater than 30 Years	18	15	1	0	0	34	2.21%
Life	57	47	0	0	1	105	6.82%
Death	0	1	0	0	0	1	0.06%
Total	549	975	10	4	2	1540	100.00%

Medical Classification

Information regarding unclassified inmates includes persons on community resident status such as house arrest.

Male


Male	Black	White	Hispanic	Other	Unknown	Total	Percent
Unclassified	285	264	4	2	7	562	3.07%
Medical 1	8186	1467	123	56	2	12534	68.39%
Medical 2	2262	1228	32	5	0	3527	19.25%
Medical 3	710	456	8	2	0	1176	6.42%
Medical 4	282	189	3	2	0	476	2.60%
Medical 5	24	27		0	0	51	0.28%
Total	11749	3631	170	67	9	18326	100.00%

Female

Male	Black	White	Hispanic	Other	Unknown	Total	Percent
Unclassified	47	90	0	2	0	137	8.90%
Medical 1	358	684	9	4	1	1055	68.51%
Medical 2	102	144	0	2	0	248	16.10%
Medical 3	34	49	1	0	0	84	5.45%
Medical 4	5	8	0	0	0	13	0.84%
Medical 5	3	0	0	0	0	3	0.19%
Total	549	975	10	8	1	1540	100.00%



Admissions



General Characteristics

Gender

MALE	FEMALE	TOTAL
7,035	979	8,014

Race

RACE	MALE	FEMALE	TOTAL	PERCENT
White	2,936	726	3,662	45.70%
Black	3,996	246	4,242	52.93%
Hispanic	67	5	72	0.90%
Other	36	2	38	0.47%
TOTAL	7,035	979	8,014	100.00%

Age

AGE	MALE	FEMALE	TOTAL	PERCENT
15	2	0	2	0.02%
16	13	0	13	0.16%
17	22	0	22	0.27%
18-19	202	3	205	2.56%
20-29	2,324	269	2,593	32.36%
30-39	2,428	421	2,849	35.55%
40-49	1,268	213	1,481	18.48%
50-59	604	67	671	8.37%
60-69	160	6	166	2.07%
70-79	11	0	11	0.14%
80+	1	0	1	0.01%
TOTAL	7,035	979	8,014	100.00%

Primary Offenses


Offense	Male	Female	Total	Percent
DRUG	2,409	433	2,842	35.46%
NON-VIOLENT	2,615	403	3,018	37.66%
SEX	296	12	308	3.84%
VIOLENT	1,715	131	1,846	23.03%
Total	7,035	979	8,014	100.00%

Length of Sentence (Life sentences are calculated as 50 years)

Offense	Average Sentence Length in Years
DRUG	7
NON-VIOLENT	5
SEX	11
VIOLENT	12

Age at Sentence

Offense	Average Age at Time of Sentence
DRUG	36
NON-VIOLENT	34
SEX	37
VIOLENT	30



Entry Type

Entry Type	Jul	Aug	Sep	Oct	Nov	Dec	Jan
FEDERAL INMATE	0	1	0	0	0	0	0
NEW PRISONER	273	426	323	413	306	312	257
RETURN HOUSE ARREST	15	20	12	15	3	11	9
PROBATION REVOKED	140	174	133	167	138	159	104
RETURN PAROLE	128	143	119	210	170	136	216
RETURN ERS	6	12	8	7	11	8	10
RETURN MEDICAL	0	0	0	0	0	0	0
Total	562	776	595	812	628	626	596

Entry Type	Feb	Mar	April	May	June	Total	Percent
FEDERAL INMATE	1	0	0	0	0	2	0.02%
NEW PRISONER	357	389	339	333	279	4,007	50.00%
RETURN HOUSE ARREST	10	10	11	20	17	153	1.91%
PROBATION REVOKED	116	185	160	135	124	1735	21.65%
RETURN PAROLE	204	212	157	156	157	2008	25.06%
RETURN ERS	12	10	10	4	10	108	1.35%
RETURN MEDICAL	0	1	0	0	0	1	0.01%
Total	700	807	677	648	587	8,014	100.00%



County of Conviction

COUNTY	Offenders	Percent
ADAMS	79	0.99%
ALCORN	67	0.84%
AMITE	19	0.24%
ATTALA	49	0.61%
BENTON	15	0.19%
BOLIVAR	52	0.65%
CALHOUN	42	0.52%
CARROLL	18	0.22%
CHICKASAW	82	1.02%
CHOCTAW	17	0.21%
CLAIBORN	9	0.11%
CLARKE	36	0.45%
CLAY	61	0.76%
COAHOMA	42	0.52%
COPIAH	57	0.71%
COVINGTON	40	0.50%
+ DESOTO	405	5.05%
+ FORREST	258	3.22%
FRANKLIN	20	0.25%
GEORGE	70	0.87%
GREENE	33	0.41%
GRENADA	55	0.69%
HANCOCK	141	1.76%
+ HARRISON	889	11.09%
+ HINDS	249	3.11%
HOLMES	24	0.30%
HUMPHREYS	12	0.15%
ISSAQUENA	6	0.07%
ITAWAMBA	76	0.95%
+ JACKSON	446	5.57%
JASPER	40	0.50%
JEFFERSON DAVIS	13	0.16%
JEFFERSON	3	0.04%
JONES	209	2.61%
KEMPER	18	0.22%
LAFAYETTE	113	1.41%
LAMAR	97	1.21%
+ LAUDERDALE	274	3.42%
LAWRENCE	29	0.36%
LEAKE	65	0.81%
+ LEE	260	3.24%
LEFLORE	76	0.95%

COUNTY	Offenders	Percent
LINCOLN	138	1.72%
+ LOWNDES	235	2.93%
+ MADISON	362	4.52%
MARION	109	1.36%
MARSHALL	80	1.00%
MONROE	91	1.14%
MONTGOMERY	25	0.31%
NESHOBA	127	1.58%
NEWTON	47	0.59%
NOXUBEE	14	0.17%
OKTIBBEHA	93	1.16%
PANOLA	86	1.07%
PEARL RIVER	136	1.70%
PERRY	33	0.41%
PIKE	145	1.81%
PONTOTOC	83	1.04%
PRENTISS	98	1.22%
QUITMAN	16	0.20%
+ RANKIN	464	5.79%
SCOTT	93	1.16%
SHARKEY	7	0.09%
SIMPSON	39	0.49%
SMITH	16	0.20%
STONE	54	0.67%
SUNFLOWER	22	0.27%
TALLAHATCHIE	21	0.26%
TATE	62	0.77%
TIPPAH	48	0.60%
TISHOMINGO	28	0.35%
TUNICA	13	0.16%
UNAVAILABLE	37	0.46%
UNION	136	1.70%
WALTHALL	35	0.44%
WARREN	146	1.82%
WASHINGTON	123	1.53%
WAYNE	77	0.96%
WEBSTER	11	0.14%
WILKINSON	14	0.17%
WINSTON	23	0.29%
YALOBUSHA	31	0.39%
YAZOO	30	0.37%
TOTAL	8,014	100.00%

(+ indicates the top 10 counties with highest admissions)

Drug Offenders General Characteristics

Gender

Male	Female	Total
2,409	433	2,842

Race

Race	Male	Female	Total	Percent
White	1,113	366	1,479	52.04%
Black	1,265	65	1,330	46.80%
Hispanic	15	2	17	0.60%
Other	16	0	16	0.56%
Total	2,409	433	2,842	100.00%

Age

Age	Male	Female	Total	Percent
18-19	8	1	9	0.32%
20-29	581	90	671	23.61%
30-39	994	196	1,190	41.87%
40-49	573	113	686	24.14%
50-59	193	30	223	7.85%
60-69	57	3	60	2.11%
70-79	2	0	2	0.07%
80+	1	0	1	0.04%
Total	2,409	433	2,842	100.00%

Length of Sentence

Offense	Average Sentence Length in Years
Drug Intent	8.6
Possession of Drugs	5.4
Sale of Drugs	8.9

Age at Sentence

Offense	Average Age at Time of Sentence
Drug Intent	35
Possession of Drugs	36
Sale of Drugs	36

Primary Offenses

Offense	Male	Female	Total	Percent
Drug Intent	509	71	580	20.41%
Possession of Drugs	1,235	267	1,502	52.85%
Sale of Drugs	665	95	760	26.74%
Total	2,409	433	2,842	100.00%

Male

Offense	Black	White	Hispanic	Other	Total
Drug Intent	230	270	6	3	509
Possession of Drugs	588	628	7	12	1,235
Sale of Drugs	447	215	2	1	665
Total	1,265	1,113	15	16	2,409

Female

Offense	Black	White	Hispanic	Other	Total
Drug Intent	14	56	1	0	71
Possession of Drugs	41	225	1	0	267
Sale of Drugs	10	85	0	0	95
Total	65	366	2	0	433

Drug Offenders - County of Conviction

County	Offenders	Percent
ADAMS	16	0.56%
ALCORN	18	0.63%
AMITE	5	0.18%
ATTALA	19	0.67%
BENTON	2	0.07%
BOLIVAR	6	0.21%
CALHOUN	17	0.60%
CARROLL	4	0.14%
CHICKASAW	35	1.23%
CHOCTAW	8	0.28%
CLARKE	17	0.60%
CLAY	21	0.74%
COAHOMA	4	0.14%
COPIAH	9	0.32%
COVINGTON	9	0.32%
+DESOTO	142	5.00%
+FORREST	93	3.27%
FRANKLIN	5	0.18%
GEORGE	41	1.44%
GREENE	16	0.56%
GRENADA	10	0.35%
+HANCOCK	79	2.78%
+HARRISON	341	12.00%
HINDS	43	1.51%
HOLMES	2	0.07%
ISSAQUENA	3	0.11%
ITAWAMBA	30	1.06%
+JACKSON	182	6.40%
JASPER	15	0.53%
JEFFERSON DAVIS	2	0.07%
JEFFERSON	1	0.04%
JONES	57	2.01%
KEMPER	4	0.14%
LAFAYETTE	36	1.27%
LAMAR	43	1.51%
+LAUDERDALE	83	2.92%
LAWRENCE	17	0.60%
LEAKE	21	0.74%
+LEE	95	3.34%

(+ indicates the top 10 counties with highest admissions)

County	Offenders	Percent
LEFLORE	16	0.56%
LINCOLN	59	2.08%
+LOWNDES	94	3.31%
+MADISON	124	4.36%
MARION	48	1.69%
MARSHALL	26	0.91%
MONROE	38	1.34%
MONTGOMERY	4	0.14%
NESHOBA	49	1.72%
NEWTON	12	0.42%
NOXUBEE	1	0.04%
OKTIBBEHA	32	1.13%
PANOLA	34	1.20%
PEARL RIVER	46	1.62%
PERRY	15	0.53%
PIKE	46	1.62%
PONTOTOC	42	1.48%
PRENTISS	56	1.97%
QUITMAN	3	0.11%
+RANKIN	204	7.18%
SCOTT	33	1.16%
SIMPSON	18	0.63%
SMITH	4	0.14%
STONE	25	0.88%
SUNFLOWER	1	0.04%
TALLAHATCHIE	4	0.14%
TATE	14	0.49%
TIPPAH	17	0.60%
TISHOMINGO	13	0.46%
TUNICA	2	0.07%
UNION	67	2.36%
UNAVILABLE	14	0.49%
WALTHALL	13	0.46%
WARREN	49	1.72%
WASHINGTON	18	0.63%
WAYNE	28	0.99%
WEBSTER	3	0.11%
WINSTON	5	0.18%
YALOBUSHA	12	0.42%
YAZOO	2	0.07%
TOTAL	2,842	100.00%

Sex Offenders

General Characteristics

Gender

Male	Female	Total
296	12	308

Race

Race	Male	Female	Total	Percent
White	125	3	128	41.56%
Black	153	9	162	52.60%
Hispanic	15	0	15	4.87%
Other	3	0	3	0.97%
Total	296	12	308	100.00%

Age

Age	Male	Female	Total	Percent
17	1	0	1	0.32%
18-19	11	0	11	3.57%
20-29	93	4	97	31.49%
30-39	78	5	83	26.95%
40-49	58	2	60	19.48%
50-59	33	0	33	10.71%
60-69	18	1	19	6.17%
70-79	4	0	4	1.30%
Total	296	12	308	100.00%

Primary Offense

OFFENSE	Male	Female	Total	Percent
CHILD ENDANGERMENT	11	2	13	4.22%
CHILD MOLESTATION	6	0	6	1.95%
CHILD PORNOGRAPHY	5	0	5	1.62%
ENTICE CHILD FOR INDECENT PURPOSES	5	0	5	1.62%
EXPLOITATION/CHILD	26	1	27	8.77%
FONDLING	24	1	25	8.12%
FONDLING A CHILD	3	1	4	1.30%
GRATIFICATION/LUST	12	0	12	3.90%
KIDNAP MINOR	1	0	1	0.32%
RAPE	7	0	7	2.27%
SEXUAL BATTERY	101	5	106	34.42%
SEXUAL PENETRATION OF INCARCERATED OFFENDER BY LAW ENFORCEMENT OFFICER	1	0	1	0.32%
STATUTORY RAPE	43	2	45	14.61%
UNLAWFUL TOUCHING/CHILD	44	0	44	14.29%
VIDEO VOYEURISM-PHOTOGRAPHING OR FILMING	5	0	5	1.62%
COMPUTER LURING OF CHILD FOR SEXUAL CONDUCT	2	0	2	0.65%
TOTAL	296	12	308	100.00%

Length of Sentence

OFFENSE	Average Sentence Length in Years
CHILD ENDANGERMENT	7.2
CHILD MOLESTATION	10.7
CHILD PORNOGRAPHY	12.6
ENTICE CHILD FOR INDECENT PURPOSES	7.8
EXPLOITATION/CHILD	9.6
FONDLING	6.8
FONDLING A CHILD	7.0
GRATIFICATION/LUST	10.5
KIDNAP MINOR	10.0
RAPE	21.1
SEXUAL BATTERY	13.6
SEXUAL PENETRATION OF INCARCERATED OFFENDER BY LAW ENFORCEMENT OFFICER	2.0
STATUTORY RAPE	8.9
UNLAWFUL TOUCHING/CHILD	8.1
VIDEO VOYEURISM-PHOTOGRAPHING OR FILMING	6.4
COMPUTER LURING OF CHILD FOR SEXUAL CONDUCT	4.0

Sex Offenders

Age at Sentence

OFFENSE	Average Age at Time of Sentence
CHILD ENDANGERMENT	34
CHILD MOLESTATION	52
CHILD PORNOGRAPHY	53
ENTICE CHILD FOR INDECENT PURPOSES	30
EXPLOITATION/CHILD	37
FONDLING	38
FONDLING A CHILD	54
GRATIFICATION/LUST	43
KIDNAP MINOR	18
RAPE	32
SEXUAL BATTERY	36
SEXUAL PENETRATION OF INCARCERATED OFFENDER BY LAW ENFORCEMENT OFFICER	60
STATUTORY RAPE	32
UNLAWFUL TOUCHING/CHILD	39
VIDEO VOYEURISM-PHOTOGRAPHING OR FILMING	38
COMPUTER LURING OF CHILD FOR SEXUAL CONDUCT	50



MDOC Archives

Primary Offenses
Male

OFFENSE	Black	White	Hispanic	Other	Total
CHILD ENDANGERMENT	3	7	1	0	11
CHILD MOLESTATION	1	5	0	0	6
CHILD PORNOGRAPHY	1	4	0	0	5
ENTICE CHILD FOR INDECENT PURPOSES	3	2	0	0	5
EXPLOITATION/CHILD	6	20	0	0	26
FONDLING	12	12	0	0	24
FONDLING A CHILD	1	2	0	0	3
GRATIFICATION/LUST	4	8	0	0	12
KIDNAP MINOR	1	0	0	0	1
RAPE	6	0	1	0	7
SEXUAL BATTERY	43	45	10	3	101
SEXUAL PENETRATION OF INCARCERATED OFFENDER BY LAW ENFORCEMENT OFFICER	0	1	0	0	1
STATUTORY RAPE	28	14	1	0	43
UNLAWFUL TOUCHING/CHILD	14	29	1	0	44
VIDEO VOYEURISM-PHOTOGRAPHING OR FILMING	1	3	1	0	5
COMPUTER LURING OF CHILD FOR SEXUAL CONDUCT	1	1	0	0	2
Total	125	153	15	3	296

Female

OFFENSE	Black	White	Hispanic	Other	Total
CHILD ENDANGERMENT	0	2	0	0	2
CHILD MOLESTATION	0	0	0	0	0
CHILD PORNOGRAPHY	0	0	0	0	0
ENTICE CHILD FOR INDECENT PURPOSES	0	0	0	0	0
EXPLOITATION/CHILD	0	1	0	0	1
FONDLING	0	1	0	0	1
FONDLING A CHILD	1	0	0	0	1
GRATIFICATION/LUST	0	0	0	0	0
KIDNAP MINOR	0	0	0	0	0
RAPE	0	0	0	0	0
SEXUAL BATTERY	2	3	0	0	5
SEXUAL PENETRATION OF INCARCERATED OFFENDER BY LAW ENFORCEMENT OFFICER	0	0	0	0	0
STATUTORY RAPE	0	2	0	0	2
UNLAWFUL TOUCHING/CHILD	0	0	0	0	0
VIDEO VOYEURISM-PHOTOGRAPHING OR FILMING	0	0	0	0	0
COMPUTER LURING OF CHILD FOR SEXUAL CONDUCT	0	0	0	0	0
TOTAL	3	9	0	0	12

Sex Offenders

County of Conviction

County	Offenders	Percent
ADAMS	1	0.32%
ALCORN	3	0.97%
ATTALA	1	0.32%
BOLIVAR	2	0.65%
CALHOUN	2	0.65%
CHICKASAW	4	1.30%
CHOCTAW	1	0.32%
CLARKE	4	1.30%
CLAY	2	0.65%
COAHOMA	3	0.97%
COPIAH	2	0.65%
COVINGTON	3	0.97%
+DESOTO	23	7.47%
+FORREST	10	3.25%
GEORGE	3	0.97%
GREENE	1	0.32%
GRENADA	2	0.65%
HANCOCK	1	0.32%
+HARRISON	24	7.79%
HINDS	4	1.30%
ITAWAMBA	5	1.62%
+JACKSON	11	3.57%
JASPER	1	0.32%
JONES	8	2.60%
KEMPER	1	0.32%
LAFAYETTE	8	2.60%
LAMAR	3	0.97%
+LAUDERDALE	9	2.92%
LEAKE	3	0.97%
+LEE	9	2.92%
LEFLORE	1	0.32%
LINCOLN	6	1.95%
+LOWNDES	10	3.25%
+MADISON	11	3.57%
MARION	2	0.65%
MARSHALL	3	0.97%

County	Offenders	Percent
MONROE	2	0.65%
MONTGOMERY	3	0.97%
NESHOBA	3	0.97%
NEWTON	3	0.97%
NOXUBEE	1	0.32%
OKTIBBEHA	5	1.62%
PANOLA	5	1.62%
PEARL	6	1.95%
PIKE	6	1.95%
PONTOTOC	4	1.30%
PRENTISS	4	1.30%
QUITMAN	1	0.32%
+RANKIN	13	4.22%
SCOTT	7	2.27%
SHARKEY	1	0.32%
SIMPSON	1	0.32%
SMITH	1	0.32%
STONE	1	0.32%
TALLAHATCHIE	1	0.32%
TATE	7	2.27%
TUNICA	1	0.32%
+UNION	12	3.90%
UNAVAILABLE	4	1.30%
WALTHALL	1	0.32%
WARREN	8	2.60%
+WASHINGTON	10	3.25%
WAYNE	5	1.62%
WEBSTER	1	0.32%
WINSTON	2	0.65%
YALOBUSHA	2	0.65%
TOTAL	308	100.00%

(+ Indicates the top 10 counties with highest convictions)

Youthful Offenders

General Characteristics

Gender

Male	Female	Total
37	0	37

Race

Race	Male	Female	Total	Percent
White	3	0	3	8.11%
Black	34	0	34	91.89%
Hispanic	0	0	0	0.00%
Total	37	0	37	100.00%

Age

Age	Male	Female	Total	Percent
15	2	0	2	5.41%
16	13	0	13	35.14%
17	22	0	22	59.46%
Total	37	0	37	100.00%

Length of Sentence

Offense	Average Sentence Length in Years
NON-VIOLENT	6
SEX	1
VIOLENT	9

Age at Sentence

Offense	Average Age at Time of Sentence
NON-VIOLENT	16
SEX	17
VIOLENT	17



Youthful Offender

Primary Offense

Offense	Male	Female	Total	Percent
NON-VIOLENT	13	0	13	35.14%
SEX	1	0	1	2.70%
VIOLENT	23	0	23	62.16%
Total	37	0	37	100.00%

Male

Offense	Black	White	Hispanic	Total
NON-VIOLENT	11	2	0	13
SEX	0	1	0	1
VIOLENT	23	0	0	23
Total	34	3	0	37



Youthful Offenders - County of Conviction

County	Offenders	Percent
Adams	0	0.00%
Alcorn	0	0.00%
Amite	0	0.00%
Attala	0	0.00%
Benton	1	2.63%
+Bolivar	4	10.53%
Calhoun	0	0.00%
Carroll	0	0.00%
Chickasaw	1	2.63%
Choctaw	0	0.00%
Claiborn	0	0.00%
Clarke	0	0.00%
Clay	0	0.00%
Coahoma	0	0.00%
Copiah	0	0.00%
Covington	0	0.00%
Desoto	1	2.63%
Forrest	0	0.00%
Franklin	0	0.00%
George	0	0.00%
Greene	0	0.00%
Grenada	0	0.00%
Hancock	0	0.00%
+Harrison	6	15.79%
+ Hinds	2	5.26%
Holmes	0	0.00%
Humphreys	1	2.63%
Issaquena	0	0.00%
Itawamba	0	0.00%
Jackson	0	0.00%
Jasper	0	0.00%
Jefferson Davis	0	0.00%
Jefferson	0	0.00%
Jones	1	2.63%
Kemper	0	0.00%
Lafayette	0	0.00%
Lamar	0	0.00%
+ Lauderdale	4	10.53%
Lawrence	0	0.00%
Leake	0	0.00%
+ Lee	2	5.26%
Leflore	1	2.63%
Lincoln	1	2.63%

County	Offenders	Percent
Lowndes	0	0.00%
+Madison	2	5.26%
Marion	0	0.00%
Marshall	0	0.00%
Monroe	0	0.00%
Montgomery	0	0.00%
Neshoba	1	2.63%
Newton	0	0.00%
Noxubee	0	0.00%
Oktibbeha	0	0.00%
Panola	1	2.63%
Pearl River	0	0.00%
Perry	0	0.00%
Pike	1	2.63%
Pontotoc	0	0.00%
Prentiss	1	2.63%
Quitman	0	0.00%
Rankin	0	0.00%
Scott	0	0.00%
Sharkey	0	0.00%
Simpson	0	0.00%
Smith	0	0.00%
Stone	0	0.00%
Sunflower	0	0.00%
Tallahatchie	0	0.00%
Tate	0	0.00%
Tippah	0	0.00%
Tishomingo	0	0.00%
Tunica	0	0.00%
Union	1	2.63%
Walthall	0	0.00%
Warren	1	2.63%
+Washington	2	5.26%
+ Wayne	2	5.26%
Webster	0	0.00%
Wilkinson	0	0.00%
Winston	0	0.00%
Yalobusha	0	0.00%
Yazoo	0	0.00%
TOTAL	37	100.00%

(+ Indicates the top counties with highest convictions)

Offenders Age 50 and Over

General Characteristics

Gender

Male	Female	Total
776	73	849

Race

Race	Male	Female	Total	Percent
White	366	56	422	49.71%
Black	404	17	421	49.59%
Hispanic	4	0	4	0.47%
Other	2	0	2	0.24%
Total	776	73	849	100.00%

Age

Age	Male	Female	Total	Percent
50-59	604	67	671	79.03%
60-69	160	6	166	19.55%
70-79	11	0	11	1.30%
80+	1	0	1	0.12%
Total	776	73	849	100.00%

Offenders Age 50 and Over

Primary Offenses

Offense	Male	Female	Total	Percent
DRUG	253	33	286	33.69%
NON-VIOLENT	349	32	381	44.88%
SEX	55	1	56	6.60%
VIOLENT	119	7	126	14.84%
Total	776	73	849	100.00%

Length of Sentence

Offense	Average Sentence Length in Years
DRUG	7
NON-VIOLENT	5
SEX	11
VIOLENT	16

Age at Sentence

Offense	Average Age at Time of Sentence
DRUG	55
NON-VIOLENT	54
SEX	57
VIOLENT	52



Offenders Age 50 and Over

Male

Offense	Black	White	Hispanic	Other	Total
DRUG	120	133	0	0	253
NON-VIOLENT	203	141	3	2	349
SEX	15	39	1	0	55
VIOLENT	66	53	0	0	119
Total	404	366	4	2	776

Female

Offense	Black	White	Hispanic	Other	Total
DRUG	5	28	0	0	33
NON-VIOLENT	10	22	0	0	32
SEX	0	1	0	0	1
VIOLENT	2	5	0	0	7
Total	17	56	0	0	73

Offenders Age 50 and Over

County of Conviction

County	Offenders	Percent
ADAMS	9	1.06%
ALCORN	7	0.82%
AMITE	2	0.24%
ATTALA	5	0.59%
BOLIVAR	4	0.47%
CALHOUN	3	0.35%
CARROLL	4	0.47%
CHICKASAW	14	1.65%
CHOCTAW	5	0.59%
CLAIBORN	1	0.12%
CLARKE	2	0.24%
CLAY	7	0.82%
COAHOMA	5	0.59%
COPIAH	3	0.35%
COVINGTON	4	0.47%
+DESOTO	43	5.06%
FORREST	17	2.00%
GEORGE	13	1.53%
GREENE	3	0.35%
GRENADA	11	1.30%
HANCOCK	17	2.00%
+HARRISON	85	10.01%
+HINDS	26	3.06%
HOLMES	1	0.12%
ISSAQUENA	1	0.12%
ITAWAMBA	4	0.47%
+JACKSON	50	5.89%
JASPER	7	0.82%
+JONES	26	3.06%
KEMPER	1	0.12%
LAFAYETTE	18	2.12%
LAMAR	10	1.18%
+LAUDERDALE	32	3.77%
LAWRENCE	3	0.35%
LEAKE	5	0.59%
+LEE	19	2.24%
LEFLORE	6	0.71%
LINCOLN	10	1.18%

County	Offenders	Percent
+LOWNDES	24	2.83%
+MADISON	50	5.89%
MARION	12	1.41%
MARSHALL	10	1.18%
MONROE	7	0.82%
MONTGOMERY	2	0.24%
NESHOBA	13	1.53%
NEWTON	6	0.71%
NOXUBEE	2	0.24%
OKTIBBEHA	8	0.94%
PANOLA	7	0.82%
+PEARL RIVER	19	2.24%
PERRY	7	0.82%
PIKE	9	1.06%
PONTOTOC	6	0.71%
PRENTISS	11	1.30%
+RANKIN	66	7.77%
SCOTT	11	1.30%
SHARKEY	2	0.24%
SIMPSON	3	0.35%
SMITH	1	0.12%
STONE	4	0.47%
SUNFLOWER	1	0.12%
TALLAHATCHIE	3	0.35%
TATE	6	0.71%
TIPPAH	5	0.59%
TISHOMINGO	3	0.35%
TUNICA	1	0.12%
+UNION	19	2.24%
UNAVAILABLE	4	0.47%
WALTHALL	6	0.71%
WARREN	12	1.41%
WASHINGTON	7	0.82%
WAYNE	9	1.06%
WILKINSON	2	0.24%
WINSTON	4	0.47%
YALOBUSHA	3	0.35%
YAZOO	1	0.12%
Total	849	100.00%

(+ Indicates the top 10 counties with highest convictions)

Releases



General Characteristics

Gender

MALE	FEMALE	TOTAL
7,030	1,019	8,049

Race

RACE	MALE	FEMALE	TOTAL	PERCENT
White	3,002	748	3,750	46.59%
Black	3,920	258	4,178	51.91%
Hispanic	70	8	78	0.97%
Other	38	5	43	0.53%
TOTAL	7,030	1,019	8,049	100.00%

Age

AGE	MALE	FEMALE	TOTAL	PERCENT
15	2	0	2	0.02%
16	4	0	4	0.05%
17	3	0	3	0.04%
18-19	53	1	54	0.67%
20-29	2081	263	2344	29.12%
30-39	2541	423	2964	36.82%
40-49	1399	251	1650	20.50%
50-59	707	71	778	9.67%
60-69	210	7	217	2.70%
70-79	25	3	28	0.35%
80+	5	0	5	0.06%
TOTAL	7,030	1,019	8,049	100.00%

Primary Offenses

Offense	Male	Female	Total	Percent
DRUG	2,500	465	2,965	36.84%
NON-VIOLENT	2,585	400	2,985	37.09%
SEX	317	12	329	4.09%
VIOLENT	1,628	142	1,770	21.99%
Total	7,030	1,019	8,049	100.00%

Age at Sentence

Offense	Average Age at Time of Sentence
DRUG	35
NON-VIOLENT	34
SEX	34
VIOLENT	29



Length of Sentence

Male

Sentence Length	Black	White	Hispanic	Other	Total
Less than 1 year	122	211	1	0	334
1 - 2 years	639	448	17	6	1110
3-5 years	1265	1057	19	13	2354
6-10 years	1044	830	20	10	1904
11 - 20 years	590	370	12	7	979
21-30 years	163	56	1	2	222
Greater than 30 years	47	12	0	0	59
Life	50	18	0	0	68
Total	3920	3002	70	38	7030

Female

Sentence Length	Black	White	Hispanic	Other	Total
Less than 1 year	13	111	0	1	125
1 - 2 years	63	128	1	0	192
3-5 years	97	297	3	1	398
6-10 years	61	157	3	1	222
11 - 20 years	17	47	1	2	67
21-30 years	5	7	0	0	12
Greater than 30 years	1	0	0	0	1
Life	1	1	0	0	2
Total	258	748	8	5	1019

Exit Type

EXIT TYPE	TOTAL	PERCENT
ERS	724	8.99%
EXPIRATION OF SENTENCE	541	6.72%
DEATHS	73	0.92%
HOUSE ARREST	117	1.45%
PAROLE	5104	63.41%
PROBATION	1398	17.37%
CONDITIONAL RELEASE	1	0.01%
MEDICAL RELEASE	9	0.12%
OTHER	82	0.99%
TOTAL	8049	100.00%



County of Conviction

County	Offenders	Percent
ADAMS	62	0.77%
ALCORN	102	1.27%
AMITE	33	0.41%
ATTALA	57	0.71%
BENTON	15	0.19%
BOLIVAR	48	0.60%
CALHOUN	48	0.60%
CARROLL	17	0.21%
CHICKASAW	78	0.97%
CHOCTAW	17	0.21%
CLAIBORN	10	0.12%
CLARKE	36	0.45%
CLAY	77	0.96%
COAHOMA	48	0.60%
COPIAH	55	0.68%
COVINGTON	31	0.39%
+DESOTO	363	4.51%
+FORREST	285	3.54%
FRANKLIN	25	0.31%
GEORGE	71	0.88%
GREENE	36	0.45%
GRENADA	60	0.75%
HANCOCK	131	1.63%
+HARRISON	826	10.26%
+HINDS	313	3.89%
HOLMES	23	0.29%
HUMPHREYS	7	0.09%
ISSAQUENA	6	0.07%
ITAWAMBA	74	0.92%
+JACKSON	416	5.17%
JASPER	39	0.48%
JEFFERSON DAVIS	14	0.17%
JEFFERSON	7	0.09%
JONES	213	2.65%
KEMPER	18	0.22%
LAFAYETTE	95	1.18%
LAMAR	102	1.27%
+LAUDERDALE	289	3.59%
LAWRENCE	36	0.45%
LEAKE	60	0.75%
+LEE	309	3.84%
LEFLORE	65	0.81%
LINCOLN	121	1.50%
+LOWNDES	244	3.03%
+MADISON	321	3.99%

County	Offenders	Percent
MARION	116	1.44%
MARSHALL	90	1.12%
MONROE	100	1.24%
MONTGOMERY	25	0.31%
NESHOBA	94	1.17%
NEWTON	35	0.43%
NOXUBEE	9	0.11%
OKTIBBEHA	122	1.52%
OUT-OF-STATE	1	0.01%
PANOLA	71	0.88%
+PEARL RIVER	194	2.41%
PERRY	30	0.37%
PIKE	132	1.64%
PONTOTOC	85	1.06%
PRENTISS	103	1.28%
QUITMAN	8	0.10%
+RANKIN	493	6.12%
SCOTT	88	1.09%
SHARKEY	3	0.04%
SIMPSON	30	0.37%
SMITH	21	0.26%
STONE	47	0.58%
SUNFLOWER	33	0.41%
TALLAHATCHIE	26	0.32%
TATE	48	0.60%
TIPPAH	51	0.63%
TISHOMINGO	42	0.52%
TUNICA	26	0.32%
UNAVAILABLE	34	0.42%
UNION	111	1.38%
WALTHALL	37	0.46%
WARREN	107	1.33%
WASHINGTON	135	1.68%
WAYNE	57	0.71%
WEBSTER	21	0.26%
WILKINSON	13	0.16%
WINSTON	36	0.45%
YALOBUSHA	34	0.42%
YAZOO	38	0.47%
TOTAL	8049	100.00%

(+ indicates the top counties with highest convictions)

Drug Offenders

General Characteristics

Gender

Male	Female	Total
2500	465	2965

Race

Race	Male	Female	Total	Percent
White	1299	384	1683	56.76%
Black	1161	76	1237	41.72%
Hispanic	27	4	31	1.05%
Other	13	1	14	0.47%
Total	2500	465	2965	100.00%

Age

Age	Male	Female	Total	Percent
18-19	1	0	1	0.03%
20-29	547	105	652	21.99%
30-39	1026	199	1225	41.32%
40-49	639	127	766	25.83%
50-59	221	30	251	8.47%
60-69	59	2	61	2.06%
70-79	6	2	8	0.27%
80+	1	0	1	0.03%
Total	2500	465	2965	100.00%

Primary Offenses

Offense	Male	Female	Total	Percent
Drug Intent	479	73	552	18.62%
Possession of Drugs	1259	278	1537	51.84%
Sale of Drugs	762	112	874	29.48%
Violent	0	2	2	0.07%
Total	2500	465	2965	100.00%

Male

Offense	Black	White	Hispanic	Other	Total
Drug Intent	240	227	10	2	479
Possession of Drugs	558	677	15	9	1259
Sale of Drugs	501	257	2	2	762
Violent	0	0	0	0	0
Total	1299	1161	27	13	2500

Female

Offense	Black	White	Hispanic	Other	Total
Drug Intent	7	65	1	0	73
Possession of Drugs	45	231	1	1	278
Sale of Drugs	24	87	1	0	112
Violent	0	1	1	0	2
Total	76	384	4	1	465



MDOC Archives

Drug Offenders - County of Conviction

County	Offenders	Percent
ADAMS	18	0.61%
ALCORN	35	1.18%
AMITE	11	0.37%
ATTALA	22	0.74%
BOLIVAR	8	0.27%
CALHOUN	16	0.54%
CARROLL	6	0.20%
CHICKASAW	38	1.28%
CHOCTAW	8	0.27%
CLARKE	8	0.27%
CLAY	28	0.94%
COAHOMA	5	0.17%
COPIAH	9	0.30%
COVINGTON	11	0.37%
+DESOTO	136	4.59%
+FORREST	95	3.20%
FRANKLIN	8	0.27%
GEORGE	49	1.65%
GREENE	19	0.64%
GRENADA	17	0.57%
HANCOCK	72	2.43%
+HARRISON	371	12.51%
HINDS	43	1.45%
HOLMES	1	0.03%
ISSAQUENA	3	0.10%
ITAWAMBA	34	1.15%
+JACKSON	142	4.79%
JASPER	13	0.44%
JEFFERSON DAVIS	4	0.13%
JEFFERSON	3	0.10%
JONES	63	2.12%
KEMPER	8	0.27%
LAFAYETTE	29	0.98%
LAMAR	35	1.18%
+LAUDERDALE	103	3.47%
LAWRENCE	10	0.34%
LEAKE	26	0.88%
+LEE	132	4.45%
LEFLORE	14	0.47%
LINCOLN	62	2.09%
+LOWNDES	99	3.34%
+MADISON	129	4.35%
MARION	53	1.79%
MARSHALL	33	1.11%

County	Offenders	Percent
MONROE	35	1.18%
MONTGOMERY	5	0.17%
NESHOBA	31	1.05%
NEWTON	13	0.44%
NOXUBEE	4	0.13%
OKTIBBEHA	46	1.55%
PANOLA	28	0.94%
+PEARL RIVER	81	2.73%
PERRY	10	0.34%
PIKE	49	1.65%
PONTOTOC	40	1.35%
PRENTISS	58	1.96%
QUITMAN	2	0.07%
+RANKIN	197	6.64%
SCOTT	36	1.21%
SHARKEY	1	0.03%
SIMPSON	12	0.40%
SMITH	10	0.34%
STONE	25	0.84%
SUNFLOWER	3	0.10%
TALLAHATCHIE	3	0.10%
TATE	14	0.47%
TIPPAH	12	0.40%
TISHOMINGO	15	0.51%
TUNICA	5	0.17%
UNAVAILABLE	10	0.34%
UNION	58	1.96%
WALTHALL	12	0.40%
WARREN	39	1.32%
WASHINGTON	23	0.78%
WAYNE	21	0.71%
WEBSTER	8	0.27%
WINSTON	12	0.40%
YALOBUSHA	12	0.40%
YAZOO	6	0.20%
TOTAL	2965	100.00%

(+ indicates the top 10 counties with highest convictions)

Sex Offenders

General Characteristics

Gender

Male	Female	Total
317	12	329

Race

Race	Male	Female	Total	Percent
White	165	11	176	53.50%
Black	136	1	137	41.64%
Hispanic	11	0	11	3.34%
Other	5	0	5	1.52%
Total	317	12	329	100.00%

Age

Age	Male	Female	Total	Percent
18-19	3	0	3	0.91%
20-29	68	2	70	21.28%
30-39	83	7	90	27.36%
40-49	66	1	67	20.36%
50-59	55	2	57	17.33%
60-69	32	0	32	9.73%
70-79	9	0	9	2.74%
80+	1	0	1	0.30%
Total	317	12	329	100.00%

Primary Offenses by Gender

Male

OFFENSE	Black	White	Hispanic	Other	Total
CAPITAL RAPE	1	0	0	0	1
CHILD ENDANGERMENT	4	10	0	0	14
CHILD MOLESTATION	1	8	0	0	9
CHILD PORNOGRAPHY	0	1	0	0	1
EXPLOITATION/CHILD	2	20	1	0	23
FONDLING	6	14	0	1	21
FONDLING A CHILD	2	3	0	0	5
GRATIFICATION/LUST	4	7	2	0	13
KIDNAP MINOR	1	1	0	0	2
RAPE	18	3	2	0	23
SEX ASSAULT	2	2	0	0	4
SEXUAL BATTERY	43	49	1	2	95
STATUTORY RAPE	37	19	1	1	58
UNLAWFUL TOUCHING/CHILD	13	19	3	1	36
VIDEO VOYEURISM-PHOTOGRAPHING OR FILMING	0	1	1	0	2
COMPUTER LURING OF CHILD FOR SEXUAL CONDUCT	0	4	0	0	4
ENTICE CHILD FOR INDECENT PURPOSES	0	2	0	0	2
FORCIBLE SEXUAL INTERCOURSE	1	0	0	0	1
SEXUAL PENETRATION OF INCARCERATED OFFENDER BY LAW ENFORCEMENT OFFICER	0	2	0	0	2
SEX OFFENSE	1	0	0	0	1
TOTAL	136	165	11	5	317

Female

OFFENSE	Black	White	Hispanic	Total
CAPITAL RAPE	0	0	0	0
CHILD ENDANGERMENT	1	3	0	4
CHILD MOLESTATION	0	1	0	1
CHILD PORNOGRAPHY	0	0	0	0
EXPLOITATION/CHILD	0	2	0	2
FONDLING	0	0	0	0
FONDLING A CHILD	0	0	0	0
GRATIFICATION/LUST	0	0	0	0
KIDNAP MINOR	0	0	0	0
RAPE	0	0	0	0
SEX ASSAULT	0	0	0	0
SEXUAL BATTERY	0	3	0	3
STATUTORY RAPE	0	1	0	1
UNLAWFUL TOUCHING/CHILD	0	1	0	1
VIDEO VOYEURISM-PHOTOGRAPHING OR FILMING	0	0	0	0
COMPUTER LURING OF CHILD FOR SEXUAL CONDUCT	0	0	0	0
ENTICE CHILD FOR INDECENT PURPOSES	0	0	0	0
FORCIBLE SEXUAL INTERCOURSE	0	0	0	0
SEXUAL PENETRATION OF INCARCERATED OFFENDER BY LAW ENFORCEMENT OFFICER	0	0	0	0
SEX OFFENSE	0	0	0	0
TOTAL	1	11	0	12

Primary Offenses - Overall

OFFENSE	Male	Female	Total	Percent
CAPITAL RAPE	1	0	1	0.30%
CHILD ENDANGERMENT	14	4	18	5.47%
CHILD MOLESTATION	9	1	10	3.04%
CHILD PORNOGRAPHY	1	0	1	0.30%
EXPLOITATION/CHILD	23	2	25	7.60%
FONDLING	21	0	21	6.38%
FONDLING A CHILD	5	0	5	1.52%
GRATIFICATION/LUST	13	0	13	3.95%
KIDNAP MINOR	2	0	2	0.61%
RAPE	23	0	23	6.99%
SEX ASSAULT	4	0	4	1.22%
SEXUAL BATTERY	95	3	98	29.79%
STATUTORY RAPE	58	1	59	17.93%
UNLAWFUL TOUCHING/CHILD	36	1	37	11.25%
VIDEO VOYEURISM-PHOTOGRAPHING OR FILMING	2	0	2	0.61%
COMPUTER LURING OF CHILD FOR SEXUAL CONDUCT	4	0	4	1.22%
ENTICE CHILD FOR INDECENT PURPOSES	2	0	2	0.61%
FORCIBLE SEXUAL INTERCOURSE	1	0	1	0.30%
SEXUAL PENETRATION OF INCARCERATED OFFENDER BY LAW ENFORCEMENT OFFICER	2	0	2	0.61%
SEX OFFENSE	1	0	1	0.30%
TOTAL	317	12	329	100.00%

Length of Sentence

OFFENSE	Average Sentence Length in Years
CAPITAL RAPE	20.0
CHILD ENDANGERMENT	12.7
CHILD MOLESTATION	15.5
CHILD PORNOGRAPHY	5.0
EXPLOITATION/CHILD	5.6
FONDLING	6.0
FONDLING A CHILD	8.2
GRATIFICATION/LUST	7.2
KIDNAP MINOR	6.0
RAPE	37.8
SEX ASSAULT	23.8
SEXUAL BATTERY	8.6
STATUTORY RAPE	8.1
UNLAWFUL TOUCHING/CHILD	6.5
VIDEO VOYEURISM-PHOTOGRAPHING OR FILMING	4.0
COMPUTER LURING OF CHILD FOR SEXUAL CONDUCT	2.8
ENTICE CHILD FOR INDECENT PURPOSES	6.5
FORCIBLE SEXUAL INTERCOURSE	1.0
SEXUAL PENETRATION OF INCARCERATED OFFENDER BY LAW ENFORCEMENT OFFICER	1.5
SEX OFFENSE	2.0

Sex Offenders

Age at Sentence

OFFENSE	Average Age at Time of Sentence
CAPITAL RAPE	29
CHILD ENDANGERMENT	29
CHILD MOLESTATION	36
CHILD PORNOGRAPHY	32
EXPLOITATION/CHILD	41
FONDLING	42
FONDLING A CHILD	47
GRATIFICATION/LUST	31
KIDNAP MINOR	37
RAPE	32
SEX ASSAULT	34
SEXUAL BATTERY	32
STATUTORY RAPE	27
UNLAWFUL TOUCHING/CHILD	40
VIDEO VOYEURISM-PHOTOGRAPHING OR FILMING	31
COMPUTER LURING OF CHILD FOR SEXUAL CONDUCT	41
ENTICE CHILD FOR INDECENT PURPOSES	50
FORCIBLE SEXUAL INTERCOURSE	37
SEXUAL PENETRATION OF INCARCERATED OFFENDER BY LAW ENFORCEMENT OFFICER	33
SEX OFFENSE	28



NDRC Archives

Sex Offenders - County of Conviction

County	Offenders	Percent
ADAMS	2	0.61%
ALCORN	5	1.52%
AMITE	4	1.22%
ATTALA	4	1.22%
BOLIVAR	1	0.30%
CALHOUN	4	1.22%
CARROLL	1	0.30%
CHICKASAW	7	2.13%
CLARKE	2	0.61%
CLAY	2	0.61%
COAHOMA	3	0.91%
COPIAH	4	1.22%
COVINGTON	1	0.30%
+DESOTO	19	5.78%
FORREST	7	2.13%
GEORGE	6	1.82%
GRENADA	2	0.61%
HANCOCK	4	1.22%
+HARRISON	17	5.17%
+HINDS	18	5.47%
HOLMES	1	0.30%
HUMPHREYS	1	0.30%
ITAWAMBA	3	0.91%
+JACKSON	12	3.65%
JASPER	1	0.30%
+JONES	10	3.04%
LAFAYETTE	1	0.30%
+LAMAR	10	3.04%
LAUDERDALE	6	1.82%
LAWRENCE	3	0.91%
LEAKE	4	1.22%
+LEE	9	2.74%
LEFLORE	3	0.91%
LINCOLN	3	0.91%
+LOWNDES	10	3.04%
MADISON	5	1.52%

County	Offenders	Percent
+MARION	8	2.43%
MARSHALL	3	0.91%
MONROE	6	1.82%
MONTGOMERY	5	1.52%
NESHOBA	3	0.91%
NOXUBEE	2	0.61%
+OKTIBBEHA	8	2.43%
PANOLA	7	2.13%
PEARL RIVER	7	2.13%
PERRY	1	0.30%
PONTOTOC	5	1.52%
PRENTISS	2	0.61%
QUITMAN	1	0.30%
+RANKIN	17	5.17%
SCOTT	4	1.22%
SIMPSON	3	0.91%
SMITH	2	0.61%
STONE	2	0.61%
SUNFLOWER	2	0.61%
TALLAHATCHIE	3	0.91%
TATE	3	0.91%
TIPPAH	5	1.52%
TISHOMINGO	1	0.30%
TUNICA	1	0.30%
UNAVAILABLE	2	0.61%
UNION	5	1.52%
WALTHALL	2	0.61%
WARREN	6	1.82%
WASHINGTON	7	2.13%
WAYNE	5	1.52%
WINSTON	1	0.30%
YALOBUSHA	3	0.91%
YAZOO	2	0.61%
TOTAL	329	100.00%

(+ indicates the top 10 counties with highest convictions)

Youthful Offenders

General Characteristics

Gender

Male	Female	Total
7	0	7

Race

Race	Male	Female	Total	Percent
White	0	0	0	0.00%
Black	7	0	7	100.00%
Hispanic	0	0	0	0.00%
Total	7	0	7	100.00%

Age

Age	Male	Female	Total	Percent
16	4	0	4	57.14%
17	3	0	3	42.86%
Total	7	0	7	100.00%

Primary Offense

Offense	Male	Female	Total	Percent
NON-VIOLENT	6	0	6	85.71%
SEX	0	0	0	0.00%
VIOLENT	1	0	1	14.29%
Total	7	0	7	100.00%

Youthful Offenders

Male

Offense	Black	White	Hispanic	Other	Total
NON-VIOLENT	6	0	0	0	6
SEX	0	0	0	0	0
VIOLENT	1	0	0	0	1
Total	7	0	0	0	7

Length of Sentence

Offense	Average Sentence Length in Years
NON-VIOLENT	2
SEX	0
VIOLENT	5

Average Age at Time of Offense

Offense	Average Age at Time of Offense
NON-VIOLENT	15
SEX	13
VIOLENT	15

County of Conviction

County	Offenders	Percent
DESOTO	1	14.3%
HARRISON	1	14.3%
BOLIVAR	3	42.9%
HUMPHREYS	1	14.3%
FORREST	1	14.3%
TOTAL	7	100.0%

Offenders Age 50 and Over

General Characteristics

Gender

Male	Female	Total
947	81	1,028

Race

Race	Male	Female	Total	Percent
White	413	59	472	45.91%
Black	519	21	540	52.53%
Hispanic	8	1	9	0.88%
Other	7	0	7	0.68%
Total	947	81	1028	100.00%

Age

Age	Male	Female	Total	Percent
50-59	707	71	778	75.68%
60-69	210	7	217	21.11%
70-79	25	3	28	2.72%
Over 80	5	0	5	0.49%
Total	947	81	1,028	100.00%



Primary Offenses

Offense	Male	Female	Total	Percent
DRUG	287	34	321	31.23%
NON-VIOLENT	379	33	412	40.08%
SEX	97	2	99	9.63%
VIOLENT	184	12	196	19.07%
Total	947	81	1,028	100.00%

Length of Sentence

Offense	Average Sentence Length in Years
DRUG	9
NON-VIOLENT	5
SEX	16
VIOLENT	21

Age at Sentence

Offense	Average Age at Time of Sentence
DRUG	52
NON-VIOLENT	53
SEX	46
VIOLENT	45

Offenders Age 50 and Over

Male

Offense	Black	White	Hispanic	Other	Total
DRUG	150	133	2	2	287
NON-VIOLENT	221	154	2	2	379
SEX	36	57	2	2	97
VIOLENT	112	69	2	1	184
Total	519	413	8	7	947

Female

Offense	Black	White	Hispanic	Total
DRUG	8	25	1	34
NON-VIOLENT	8	25	0	33
SEX	0	2	0	2
VIOLENT	5	7	0	12
Total	21	59	1	81



Offenders Age 50 and Over

County of Conviction

County	Offenders	Percent
ADAMS	5	0.49%
ALCORN	12	1.17%
AMITE	4	0.39%
ATTALA	8	0.78%
BOLIVAR	9	0.88%
CALHOUN	2	0.19%
CARROLL	4	0.39%
CHICKASAW	16	1.56%
CHOCTAW	4	0.39%
CLAIBORN	2	0.19%
CLARKE	2	0.19%
CLAY	11	1.07%
COAHOMA	9	0.88%
COPIAH	7	0.68%
COVINGTON	2	0.19%
+DESOTO	45	4.38%
FORREST	22	2.14%
FRANKLIN	3	0.29%
GEORGE	12	1.17%
GREENE	3	0.29%
GRENADA	16	1.56%
HANCOCK	21	2.04%
+HARRISON	117	11.38%
+HINDS	43	4.18%
HOLMES	4	0.39%
HUMPHREYS	1	0.10%
ISSAQUENA	2	0.19%
ITAWAMBA	11	1.07%
+JACKSON	51	4.96%
JASPER	9	0.88%
JEFFERSON DAVIS	1	0.10%
+JONES	35	3.40%
LAFAYETTE	15	1.46%
LAMAR	9	0.88%
+LAUDERDALE	30	2.92%
LAWRENCE	5	0.49%
LEAKE	6	0.58%
+LEE	39	3.79%
LEFLORE	4	0.39%
LINCOLN	16	1.56%
+LOWNDES	33	3.21%

County	Offenders	Percent
+MADISON	33	3.21%
MARION	18	1.75%
MARSHALL	11	1.07%
MONROE	9	0.88%
MONTGOMERY	3	0.29%
NESHOBA	7	0.68%
NEWTON	5	0.49%
NOXUBEE	2	0.19%
OKTIBBEHA	13	1.26%
PANOLA	9	0.88%
PEARL RIVER	26	2.53%
PERRY	5	0.49%
PIKE	13	1.26%
PONTOTOC	10	0.97%
PRENTISS	14	1.36%
QUITMAN	2	0.19%
+RANKIN	70	6.81%
SCOTT	8	0.78%
SHARKEY	1	0.10%
SIMPSON	3	0.29%
SMITH	3	0.29%
STONE	4	0.39%
SUNFLOWER	3	0.29%
TALLAHATCHIE	3	0.29%
TATE	5	0.49%
TIPPAH	5	0.49%
TISHOMINGO	5	0.49%
TUNICA	6	0.58%
UNAVAILABLE	4	0.39%
UNION	16	1.56%
WALTHALL	3	0.29%
WARREN	12	1.17%
WASHINGTON	16	1.56%
WAYNE	10	0.97%
WEBSTER	6	0.58%
WINSTON	6	0.58%
YALOBUSHA	5	0.49%
YAZOO	4	0.39%
TOTAL	1028	100.00%

(+ Indicates the top 10 counties with highest convictions)

This image shows a single sheet of white paper with horizontal ruling lines. The lines are evenly spaced and run across the width of the page. There are no margins, text, or other markings on the paper.



FY 2019 Annual Report
Mississippi Department of Corrections
633 North State St. Jackson, MS 39202