

MDOC

Mississippi Department of Corrections 2015 • Annual Report



Table of Contents

Mission Statement	4
Statement from MDOC	5
Commissioner, Chief of Staff and Deputy Commissioners	6
Accomplishments.....	8
Administration and Finance Division	13
Cost Per Day by Facility	14
Program Costs Incurred by Fund & Category	16
Cost for State Operated Beds	19
Filled Positions vs. Authorized Positions	20
Community Corrections Division	23
Facilities-Community Work Centers & Restitution Centers	24
Programs	25
Community Work Center Inmate Labor.....	27
Active Supervised Population, Investigations & Urinalysis Screening	28
Caseloads and Collections	30
Interstate Compact	31
ISP Placement by Court	32
Institutions	34
Map - State Facilities Housing MDOC Offenders	35
Description of Facilities	36
Prison Agricultural Enterprises	39
Treatment Programs	43
Treatment & Education Programs By Facility	45
Private and County Regional Facilities	53

Inmate Population	60
General Characteristics	61
County of Conviction	63
Average Monthly Population	65
Custody of Offenders	67
Sentence Length of Offenders	69
Medical Class of Offenders	71
Primary Offenses of Offenders	73
Inmate Admissions	75
General Characteristics	76
Entry Type	78
County of Convictions	80
Drug Offenders	82
Sex Offenders	86
Youthful Offenders	92
Offenders Age 50 and Over	96
Inmate Releases	103
General Characteristics	104
Exit Type	108
County of Convictions	110
Drug Offenders	112
Sex Offenders	116
Youthful Offenders	124
Offenders Age 50 and Over	126



Mission Statement

To provide and promote public safety through efficient and effective offender custody, care, control and treatment consistent with sound correctional principles and constitutional practices.

Vision Statement

The Mississippi Department of Corrections is a model professional agency that adheres to the values of integrity, honesty and openness in all its practices. As correctional leaders, we believe the safety of the public is of paramount importance and fundamental to our mission. Recognizing that people make up organizations, we value all our employees and are committed to their professional development and well being. We are committed to assisting offenders in becoming productive, law-abiding citizens. As an agency, we provide excellence in public service and strive to continually improve.

Core Values

Integrity - In the behavior, actions and decisions of our employees.

Fairness - In the consistent treatment of employees, offenders and our dealings with the public.

Dependability - In doing those things that are necessary to fulfill our mission.

Respect - In our relationships with each other and those we serve.

Competence - In the performance of our duties and responsibilities.

Openness - In all of our communications.

Message from the Commissioner

A new era is under way at the Mississippi Department of Corrections. Many changes are in the works. The impact of some of the ongoing actions likely won't be apparent until the next fiscal year or beyond. Some decisions will be difficult because the MDOC no longer operates "business as usual." For example, we ended the paid Joint State County Work Programs this fiscal year, and we closed a community work center. We are challenging the status quo on a regular basis.

This annual report provides a glimpse of the scope and depth of the agency during fiscal 2015 (July 1, 2014 to June 30, 2015). The Legislature appropriated \$346,063,329 from the general fund and \$23,974,023 from the special fund to Corrections in Senate Bill 2868 for the period covering this report.

An appreciable drop in the prison population has resulted in the department saving \$1.4 million in the private prison program. Specifically, the current contract for Walnut Grove Correctional Facility in Leake County was amended.

The decrease also allowed us to address staffing shortages and overtime at South Mississippi Correctional Institution (SMCI) in Leakesville, one of our three state-operated prisons.

Additionally, with more beds in the state-run prisons, we stopped paying counties to house state inmates in work programs. As a result, \$3.2 million was redirected to other budgetary needs. Ending the paid Joint State County Work Programs is a more efficient use of taxpayer dollars, with public safety of the utmost concern.

Whether the population drop we are experiencing is because of the comprehensive criminal justice reform under House Bill 585 remains to be seen. The law, which took effect July 1, 2014, has not been in effect a year and much of its implementation is still in progress.

Security concerns rather than finances prompted the closure of the Jefferson County Community Work Center in Fayette in May. There simply was not enough staff to securely run the facility.

The month of May also stood out for the agency because tragically we lost an officer in the line of duty. SMCI's Sgt. Iris Smith, 53, was killed in a two-vehicle accident in Hattiesburg while escorting an inmate being taken by ambulance to the hospital. She was the first officer killed in the line of duty since 1999.

Again, fiscal 2015 has been a year of constant change for the MDOC in the name of accountability, transparency, and efficiency.

We will be transparent in our operations and stewardship of the taxpayer's money. And, we will govern with integrity. Our end goal is to improve perception and public confidence in the MDOC by operating a department with an adequate number of highly trained professionals who are appropriately compensated for keeping you, the citizens, safe.

- MDOC Commissioner Marshall Fisher

Commissioner



Marshall L. Fisher has served as commissioner of the Mississippi Department of Corrections since Jan. 1, 2015. He oversees over 2,600 employees with a \$357 million budget for three state prisons, four private prisons, 15 regional facilities, 10 community work centers, three technical violation centers, and four restitution centers. A reputed coalition builder who has worked in local, state and federal law enforcement, Fisher has years of experience in overseeing complex public safety issues. When Gov. Phil Bryant named him commissioner, Fisher was state director for the Mississippi Gulf Coast High Intensity Drug Trafficking Area, where he was a liaison for drug task forces and area law enforcement agencies. Fisher accepted the federal post after spending nearly 10 years as the state's top narcotics enforcer. He was executive director of the Mississippi Bureau of Narcotics from 2005-2014, acting as the senior advisor to the governor and the Mississippi Legislature on drug policy matters. During his leadership, Mississippi passed one of the toughest anti-methamphetamine

laws in the country making pseudoephedrine prescription only. The state also became a model for the eradication of meth on the enforcement front, recording the largest methamphetamine bust in 2009. Fisher led MBN after retiring from the Drug Enforcement Administration, where he once served as Agent in Charge of Mississippi DEA operations. During a DEA career that spanned two decades, he was assigned to field offices in Texas, Kansas, and Kentucky and DEA Headquarters in Washington, D.C., where he was section chief in the Office of Domestic Operations to Europe, Asia, Africa and Canada. Accustomed to elaborate, high-risk domestic and international investigations, Fisher has coordinated joint operations involving the DEA, MBN, Immigration and Customs Enforcement, Federal Bureau of Investigation, Bureau of Alcohol Tobacco and Firearms, Mississippi Bureau of Investigation, Mississippi Highway Safety Patrol, and numerous other federal, state and local law enforcement agencies. During his DEA career, Fisher was recognized several times for outstanding, excellent performance. In 2010, he received the National Impact Award for his anti-methamphetamine efforts. He is the 2011 recipient of the Jim Ingram Lifetime Achievement Award and the 2015 recipient of the George Phillips Public Service Award.

Fisher started his law enforcement career as a police officer in Texas. He also served as a parole agent in Louisiana, his native state. He is a U.S. Navy veteran and a graduate of the University of Memphis. He holds a Bachelor of Arts degree in criminal justice. He and his wife, Thelma, have two sons, Grady and Shane, both of whom work in federal law enforcement.

Chief of Staff



Pelicia Hall, chief of staff for the Mississippi Department of Corrections, is former lead counsel for the Mississippi Bureau of Narcotics. Ms. Hall has practiced law for 15 years, appearing in both state and federal courts. Prior to working with the MBN, she was a special assistant attorney general with the state Attorney General's Office. She represented various state agencies, mainly the Mississippi Department of Corrections, in federal court on civil rights claims. She assumed the state position after six years with the private law firm of Page, Kruger & Holland, and P.A. in Jackson. She handled personal injury claims, employment discrimination, contract disputes, premise liability, insurance coverage and general tort cases.

She gained extensive experience about the criminal justice system after starting her career as a law clerk for Hinds County Circuit Judge Tomie Green. She is a graduate of Mississippi College School of Law and Alcorn State University.

Deputy Commissioners



Rick McCarty has served as the Deputy Commissioner of Administration & Finance since January 1999. Prior to his appointment, he was the fiscal comptroller for the agency. McCarty has worked for MDOC since June 1989. He received a Bachelor of Science degree in accounting from Belhaven College in 1983. After graduation, he worked in public accounting. He received his CPA License in 1986 and is a member of the Mississippi Society of Public Accountants. Some of his accomplishments at MDOC include:

- Implementation of a fully automated perpetual inventory system for all agency ware houses.
- Coordination of the Statewide Automated Accounting System.
- Implementation of the Statewide Inmate Banking and Commissary System, for which the agency won the 2000 Award for Creative Excellence from the National Association of Governmental Administrators.



Jerry Williams has served as the Deputy Commissioner of Institutions since 2014. He assumed his current assignment after serving in several positions with MDOC both in Community Corrections and Institutions, including Region III Community Corrections director; MDOC liaison for a transitional facility; branch director II-American Correctional Association manager for Community Corrections; Central Office, operation management analyst principle; Central Mississippi Correctional Facility commander, correctional supervisor/MDOC liaison for Offender Health Care Services, sergeant and corrections officer at Central Mississippi. In 2008, the American Correctional Association elected him as one of the Best of the Best Professionals in Corrections. Williams is a graduate of Jackson State University, with a BA in sociology and MA in sociology, with an emphasis in criminal justice. He has served on advisory boards for several community organizations and is an Executive Gold Member with the ACA.



Christine “Christy” M. Gutherz was appointed deputy commissioner of Community Corrections in January 2015. Prior to this appointment, she had served as the Community Corrections Director (CCD) for Region II since 2003. She has worked in numerous capacities throughout her 22-year tenure with the Mississippi Department of Corrections (MDOC). She also worked five years with Keeton Corrections, as a case manager and a facility director. Gutherz began her career in corrections as a case manager at the Central Mississippi Correctional Facility (CMCF) in Rankin County. From there, she transferred to Community Corrections as a case manager in a community work center. She also has worked as a probation/parole officer in Rankin County. Gutherz left MDOC to work for Keeton, where she distinguished herself as “Director of the Year” in 2005. Upon returning to MDOC, she worked as a special projects officer and a compliance officer before being appointed as a CCD. Gutherz is a graduate of Delta State University in Cleveland, Miss., with a Bachelor of Science

degree in criminal justice. She is a charter member of the Mississippi Association of Drug Court Professionals (MADCP), serving as president from January 2005-May 2006; a member and past president of the Mississippi Association of Professionals in Corrections (MAPC); a member of the Southern States Correctional Association (SSCA); and a member of the American Correctional Association (ACA). She received the MAPC President’s Award in 1999 and 2000. Gutherz completed the Certified Public Managers Program in June 2003. She has served as a board member and advisory board member for several community organizations in the Jackson area. She has provided training for Leadership Jackson, the MAPC and the MADCP.

Accomplishments

Activities in Fiscal 2015 included but were not limited to:

COMMISSIONER'S OFFICE

Reorganization. The 2015 Mississippi Legislature granted the MDOC's request for a one-year exemption from the state Personnel Board for reorganization purposes. Senate Bill 2804 was signed by Gov. Phil Bryant on April 13, 2015.


Fiscal responsibility.

The MDOC took steps to reduce expenditures after receiving its FY 2016 budget of \$361,761,310, which was less than FY 2015 budget. The department announced that it was ending the paid Joint State County Work Programs in 30 counties beginning Aug. 1, 2015, and would redirect \$3.2 million to other



budgetary needs. It reduced the private prison program by \$1.4 million as a result of amending the contract with Management & Training Corp. (MTC) for operating Walnut Grove Correctional Facility in Leake County. Also, Jefferson County Community Work Center in Fayette closed in May 2015.

Operation Green Clean. The department kicked off Operation Green Clean to assist counties with trash pickup along state highways starting Aug. 1. Mobile work crews from the three state prisons and inmates from the community work centers were available as needed.



Sex offenders banned as jail support.

The MDOC ended a practice of allowing sex offenders to serve as jail support workers in approved county jails.

INSTITUTIONS

Manufacturing basic skills program. The MDOC partnered with Mississippi Prison Industries Corp. (MPIC) and Jones Community College to offer a manufacturing-basic skills program to offenders at the South Mississippi Correctional Institution (SMCI).

National certification. The MDOC established a partnership with the National Center for Construction Education and Research (NCCER) and the Mississippi Construction Education Foundation (MCEF) to allow offenders to receive a nationally accredited certification through the MDOC Vocational School.

Recognition Program. A recognition program for basic computer/keyboarding, parenting, anger management, job readiness and biblical studies was established at the regional facilities.

ACA accreditation. The Jefferson County Regional Correctional Facility obtained 100 percent on mandatory and non-mandatory standards of the American Correctional Association (ACA).

Building Trade Class graduation. Thirty (30) offenders graduated a building trade class at Carroll County Regional Facility.

GED graduates. Eighty-one (81) offenders completed GEDs at the East Mississippi Correctional Facility (EMCF) in Lauderdale County.

Cognitive skills certificates. Five hundred one (501) offenders received cognitive skills certificates at EMCF.

New leader. Jacquelyn Banks, a correctional professional with nearly 30 years of experience working in three states, was named in May 2015 to lead SMCI.

Certified firefighters. Four SMCI offenders became certified volunteer firefighters Level 1.

Free inmate labor. Greene County Road crew saved the county \$99,354 as a result of 13,704 hours from inmate labor.

FINANCE and ADMINISTRATION

Medicaid Reimbursement. MDOC has an accumulated savings of \$28,926,564. From January 2009 through June 30, 2015 as a result of the Division of Medicaid paying for services provided to Medicaid eligible inmates. MDOC reimburses Medicaid the state match portion of the provider statement.

COMMUNITY CORRECTIONS

Paperless Probation and Parole files. Probation and Parole offices moved to paperless files, a cost-saving measure for the agency.

Food Drives. Community Corrections staffs and offenders held food drives.

Audits passed. The Interstate Commission audit was passed. ACA reaccreditation audits were done at Forrest County Community Work Center, George County Community Work Center, Leflore County Community Work Center, Quitman County Community Work Center, and Wilkinson County Community Work Center, and Pascagoula Restitution Center.

PREA accreditation. The Flowood Community Work Center received PREA accreditation.

LEGAL

House Bill 585 Implementation. The Legal Division worked closely with the MDOC staff, judges, district attorneys, and the Attorney General's Office in the first year of implementation of criminal justice reform approved during the 2014 Mississippi Legislature.

TRAINING

Extended academy training.

Basic correctional officer academy training was extended from four to eight weeks. Any pictures from January to June academy training)

Revised training manual.

The Probation/Parole Agent Training Manual was revised and used for new officer training.



Changes in Probation and Parole. Probation and Parole agent firearms qualification was changed from annually to quarterly and weapon retention and defensive tactic techniques were added to the qualifications.



COMMUNICATIONS

Registered victims. The number of registered victims increased by 1,967 during the fiscal year to bring the total to 7,706.

Victim Registration and notification. There were 21,113 new VINE (Victim Information and Notification Everyday) registrations, bringing the total VINE registrations to 64,629 as of June 30, 2015. There were 890,180 searches and 74,763 VINE notification releases.



MEDICAL

Re-certification of programs granted.

The Alcohol and Drug Program at the Mississippi State Penitentiary (MSP) received recertification by the Department of Mental Health for the period of Jan. 1, 2015 through Dec. 31, 2017.

Staff receives therapeutic training. The A&D staff at MSP received therapeutic community training from New York Therapeutic Communities, Inc.

Inmates graduate. Inmates completing the Alcohol and Drug Program included 379 at MSP; 122 at CMCF; 398 at SMCI plus 172 in the RID program.





Administration and Finance

FY 2015 COST PER DAY BY FACILITY

	MSP	CMCF	SMCI	CWC's	COUNTY JAILS
FY 2015 INMATE OR OFFENDER DAYS	1,178,882	908,072	1,001,981	396,358	565,968
AVERAGE DAYS	3,230	2,488	2,745	1,086	1,551
TOTAL COST	\$63,911,115	\$49,584,640	\$40,920,567	\$19,662,653	\$11,937,875
TOTAL COST LESS DEBT SERVICE					
FY 2015 COST PER DAY	\$54.21	\$54.60	\$40.84	\$49.61	N/A
FY 2015 COST PER DAY/ NO DEBT SERVICE					

TOTAL FY 2015 EXPENDITURES	MSP	CMCF	SMCI	CWC's	COUNTY JAILS
	A 507 POST CLOSE COST	\$35,746,880	\$27,523,788	\$17,168,976	\$9,988,960
ALLOCATED MEDICAL	\$12,042,485	\$9,276,113	\$10,235,410	\$4,048,866	\$0
ALLOCATED ADMIN. SALARIES	\$1,344,637	\$1,035,750	\$1,142,863	\$452,087	\$0
ACTUAL ELECTRICITY	\$1,363,542	\$827,758	\$777,758	\$450,605	\$0
ACTUAL NATURAL GAS	\$581,882	\$432,896	\$397,716	\$206,849	\$0
ACTUAL WATER/SEWAGE	\$0	\$598,960	\$288,160	\$185,618	\$0
ACTUAL DRUG TEST COST	\$23,290	\$23,290	\$23,290	\$23,290	\$0
ALLOCATED OFFICE RENT	\$107,570	\$82,859	\$91,428	\$36,167	\$0
ALLOCATED ADMIN- OTHER	\$7,560,151	\$5,823,451	\$6,425,688	\$2,541,837	\$725,331
ALLOCATED FOOD/CLOTHING	\$4,007,233	\$3,086,701	\$3,405,914	\$1,347,292	\$0
ALLOCATED FUEL	\$313,576	\$241,542	\$266,521	\$105,429	\$0
ALLOCATED FARM	\$699,126	\$538,524	\$594,216	\$235,057	\$0
ALLOCATED PAROLE BOARD	\$120,744	\$93,007	\$102,625	\$40,596	\$0
TOTAL FY 2015 EXPENDITURES	\$63,911,115	\$49,584,640	\$40,920,567	\$19,662,653	\$11,937,875

PROB/PAROLE	HOUSE ARREST	PRIVATEES	REGIONALS	RESTITUTION CENTERS	TOTALS
11,386,540	624,150	1,499,015	1,549,913	90,333	
31,196	1,710	4,107	4,246	247	19,700
\$16,928,120	\$5,745,313	\$83,405,374	\$63,063,500	\$2,986,073	
		\$73,147,295			
\$1.49	\$9.21	\$55.64	\$40.69	\$33.06	\$358,145,231
		\$48.80			

PROB/PAROLE	HOUSE ARREST	PRIVATEES	REGIONALS	RESTITUTION CENTERS	TOTALS
\$15,380,405	\$5,381,823	\$68,172,384	\$45,139,571	\$2,298,566	\$238,013,897
\$0	\$0	\$13,209,604	\$15,832,631	\$42,610	\$64,687,719
\$400,000	\$150,000	\$1,709,782	\$1,767,837	\$103,034	\$8,105,991
\$174,644	\$0	\$0	\$0	\$56,785	\$3,651,092
\$30,000	\$0	\$0	\$0	\$30,000	\$1,679,343
\$28,400	\$0	\$0	\$0	\$28,250	\$1,129,388
\$23,290	\$23,290	\$23,290	\$23,290	\$23,290	\$209,610
\$536,432	\$42,251	\$136,782	\$141,426	\$8,243	\$1,183,158
\$0	\$0	\$0	\$0	\$0	\$23,076,459
\$0	\$0	\$0	\$0	\$307,058	\$12,154,198
\$354,949	\$147,949	\$0	\$0	\$25,414	\$1,455,380
\$0	\$0	\$0	\$0	\$53,571	\$2,120,494
\$0	\$0	\$153,533	\$158,746	\$9,252	\$678,502
\$16,928,120	\$5,745,313	\$83,405,374	\$63,063,500	\$2,986,073	\$358,145,231

MDOC PROGRAM COSTS INCURRED BY FUND AND CATEGORY

FUND	PROGRAM NAME	A1 SALARIES	A2 TRAVEL	B CONTRACTUAL
2551	SUPPORT-GENERAL	\$101,882,384	\$670,018	\$30,674,470
3551	SUPPORT-SPECIAL	\$2,624,248	\$12,407	\$2,031
3547	SUPPORT- Victim's Notification	\$0	\$0	\$666,648
2555	PRIVATE PRISONS- OPERATING	\$0	\$0	\$68,172,384
2555	PRIVATE PRISONS- CAPITAL	\$0	\$0	\$0
3564	PRIVATE PRISONS- (deficits)	\$0	\$0	\$0
2556	REGIONAL PRISONS	\$0	\$0	\$45,139,571
3562	REGIONAL PRISONS (deficit)	\$0	\$0	\$0
3565	TRAINING	\$0	\$332	\$57,099
3566	COMM. SERVICES	\$6,096,334	\$39,440	\$1,594,572
3557	CONFISCATED FUNDS	\$0	\$0	\$0
3561	VOC. ED. EQUIPMENT	\$0	\$0	\$0
3552	AG ENTERPRISES-SPECIAL	\$460,271	\$2,086	\$235,718
3549	SALVAGE	\$0	\$0	\$69,671
2553	PAROLE BOARD	\$639,328	\$27,827	\$7,808
3548	PAROLE BOARD (deficit)	\$0	\$0	\$0
2554	MEDICAL SERVICES	\$240,165	\$0	\$63,449,031
3553	MEDICAL SERVICES (deficit)	\$0	\$0	\$0
2557	LOCAL CONFINEMENT	\$0	\$0	\$11,212,544
3559	LOCAL CONFINEMENT (deficit)	\$0	\$0	\$0
355A	Cap Exp fund-Medical	\$0	\$0	\$0
355B	Cap Exp fund-Regionals	\$0	\$0	\$0
355C	Cap Exp fund-Local	\$0	\$0	\$0
3567	Cap Exp fund-Support	\$0	\$0	\$0

TOTAL	\$111,942,730	\$752,110	\$221,281,547
--------------	---------------	-----------	---------------

General Funds	\$102,761,877	\$697,845	\$218,655,808
Special Funds	\$9,180,853	\$54,265	\$2,625,739
Totals	\$111,942,730	\$752,110	\$221,281,547

C COMMODITIES	D1 CAP OUTLAY-OTHER	D2/D3 EQUIPMENT/VEH	E SUBSIDIES	TOTAL
\$17,553,871	\$0	\$607,551	\$2,803,347	\$154,191,641
\$23,018	\$0	\$51,679	\$242,717	\$2,956,100
\$58,683	\$0	\$0	\$0	\$725,331
\$0	\$0	\$0	\$0	\$68,172,384
\$0	\$0	\$0	\$0	\$0
\$0	\$0	\$0	\$0	\$0
\$0	\$0	\$0	\$0	\$45,139,571
\$0	\$0	\$0	\$0	\$0
\$52,658	\$0	\$1,948	\$0	\$112,037
\$101,926	\$0	\$0	\$0	\$7,832,272
\$0	\$0	\$0	\$0	\$0
\$0	\$0	\$0	\$0	\$0
\$1,210,185	\$0	\$57,705	\$154,529	\$2,120,494
\$38,588	\$96,097	\$0	\$0	\$204,356
\$3,539	\$0	\$0	\$0	\$678,502
\$0	\$0	\$0	\$0	\$0
\$0	\$0	\$0	\$998,523	\$64,687,719
\$0	\$0	\$0	\$0	\$0
\$0	\$0	\$0	\$0	\$11,212,544
\$0	\$0	\$0	\$0	\$0
\$0	\$0	\$0	\$0	\$0
\$0	\$0	\$0	\$0	\$0
\$0	\$0	\$0	\$0	\$0
\$0	\$0	\$0	\$0	\$0

\$19,042,468	\$96,097	\$718,883	\$4,199,116	\$358,032,951
--------------	----------	-----------	-------------	---------------

\$17,557,410	\$0	\$607,551	\$3,801,870	\$344,082,361
\$1,485,058	\$96,097	\$111,332	\$397,246	\$13,950,590
\$19,042,468	\$96,097	\$718,883	\$4,199,116	\$358,032,951

TOTAL COST

	2551	3551	3566	3567/3565/3549/3547	TOTALS
MSP	\$34,476,016	\$1,270,864	\$0	\$0	\$35,746,880
CMCF	\$27,160,753	\$363,035	\$0	\$0	\$27,523,788
SMCI	\$16,704,758	\$464,218	\$0	\$0	\$17,168,976
CWC	\$9,988,960	\$0	\$0	\$0	\$9,988,960
PAR/PROB	\$8,428,475	\$733,224	\$6,218,706	\$0	\$15,380,405
HOUSE ARREST	\$3,771,823	\$0	\$1,610,000	\$0	\$5,381,823
REST CENT	\$2,298,566	\$0	\$0	\$0	\$2,298,566
ADMIN(SAL)	\$8,105,991	\$0	\$0	\$0	\$8,105,991
ADMIN(OTHER)	\$21,913,527	\$121,208	\$0	\$1,041,724	\$23,076,459
UTILITIES	\$6,459,823	\$0	\$0	\$0	\$6,459,823
DRUG TEST CUPS	\$209,610	\$0	\$0	\$0	\$209,610
OFFICE RENT	\$1,183,158	\$0	\$0	\$0	\$1,183,158
FOOD/CLOTHING	\$12,154,198	\$0	\$0	\$0	\$12,154,198
FUEL	\$1,455,380	\$0	\$0	\$0	\$1,455,380
Transfers to BOB				\$0	\$0
TOTAL	\$154,311,038	\$2,952,549	\$7,828,706	\$1,041,724	\$166,134,017

Medical	2554/3553				\$64,687,719
Local Confinement	2557/3559				\$11,212,544
Parole Board	2553				\$678,502
Ag. Enterprises	3552				\$2,120,494
Private Prisons	2555/3564				\$68,172,384
Private Prisons	3551				\$-
Regional Facilities	2556				\$45,139,571
Salvage	3549				\$-
Victims Notification	3547				\$-
Exclude BOB transfer					\$-
TOTAL					\$358,145,231

STATE-OPERATED BEDS COST

State Prisons

YEAR	INMATE DAYS	ANNUAL AVERAGE POPULATION	TOTAL OPERATING COST	COST PER DAY	COST PER YEAR
2015	3,485,293	0	\$174,160,009	\$49.97	\$0.00
2014	4,019,155	11,011	\$181,139,243	\$45.07	\$16,450.55
2013	4,153,354	11,379	\$175,042,278	\$42.14	\$15,381.10
2012	4,006,418	10,977	\$166,322,416	\$41.51	\$15,151.15
2011	4,070,329	11,152	\$174,888,428	\$42.97	\$15,684.05
2010	4,271,048	11,702	\$178,280,678	\$41.74	\$15,235.06
2009	4,558,112	12,488	\$185,425,498	\$40.68	\$14,848.20
2008	4,620,350	12,658	\$188,783,046	\$40.86	\$14,913.55
2007	4,339,221	11,888	\$166,308,088	\$38.33	\$13,989.58
2006	4,145,258	11,357	\$151,254,392	\$36.49	\$13,318.85
2005	4,229,129	11,587	\$147,397,761	\$34.85	\$12,720.25

Total Costs of State-Operated Facilities

	FY 2015	FY 2014	DIFFERENCE
STATE INSTITUTION TOTAL COST	\$174,078,975	\$181,139,243	-\$7,060,268
STATE INSTITUTION TOTAL DAYS	3,485,293	4,019,155	(533,862)
STATE INSTITUTION AVERAGE COST PER DAY	\$49.95	\$45.07	\$4.88

FILLED POSITIONS VS. AUTHORIZED POSITIONS

Authorized Positions	
State Prisons	2183
Administrative	305
Community Corrections	615
TOTAL	3,103

Filled Positions	
State Prisons	1865
Administrative	282
Community Corrections	398
TOTAL	2,545

State Prisons

	Authorized Positions	Filled Positions
Central Mississippi Correctional Facility	754	660
Mississippi State Penitentiary	907	821
South Mississippi Correctional Institution	522	384
TOTAL STATE PRISONS	2,183	1,865

Administrative-Central Office

Authorized Positions	Filled Positions
305	282

Inmate to Officer Ratio

	Authorized Positions	Filled Positions
Inmates		
Officers (CO-Training thru CO-IV)	1,710	1,418
Ratio		

Staffing-Authorized Positions

Authorized Positions	
Security - Institutional	1,993
Field Officers	335
TOTAL	2,328

Filled Positions	
Security -Institutional	1,598
Field Officers	263
TOTAL	1,861

Security Staff

Rank	Authorized	Filled
Correctional Officer Trainee	541	460
Correctional Officer I	465	409
Correctional Officer II	106	102
Correctional Officer III	102	86
Correctional Officer IV	496	361
Correctional Supervisor	199	118
Correctional Commander	66	44
Deputy Warden	11	11
Warden	7	7
Probation/Parole Agent Trainee	45	29
Probation/Parole Agent I	138	84
Probation/Parole Agent II	39	38
Probation/Parole Agent III	113	112
TOTAL	2,328	1,861



MDOC
CONVICT

Community Corrections

FACILITIES

Community Work Centers & Restitution Centers

Region I

Alcorn County Community Work Center - Corinth
Bolivar County Community Work Center - Rosedale
Leflore County Community Work Center - Greenwood
Noxubee County Community Work Center - Macon
Quitman County Community Work Center - Lambert
Washington County Community Work Center - Greenville
Greenwood Restitution Center - Greenwood

Region II

Flowood Restitution & Community Work Center - Flowood
Jefferson County Community Work Center - Fayette
Madison County Community Work Center - Canton
Pike County Community Work Center - Magnolia
Wilkinson County Community Work Center - Woodville
Yazoo County Community Work Center - Yazoo City
Hinds County Restitution Center - Jackson

Region III

Forrest County Community Work Center - Hattiesburg
George County Community Work Center - Lucedale
Harrison County Community Work Center - Gulfport
Jackson County Community Work Center - Pascagoula
Simpson County Community Work Center - Magee
Pascagoula Restitution Center - Pascagoula

PROGRAMS

The Division of Community Corrections supervises offenders under the jurisdiction of the state. It includes Field Services and a variety of programs to help offenders re-assimilate into the community. Deputy Commissioner Jerry Williams oversees this division.

Field Services

Field Services is responsible for supervising offenders released on parole, intensive supervision or house arrest, earned release supervision (ERS), medical release, and those sentenced by a court to probation or house arrest.

F.R.E.E. (Facing Reality Educationally and Emotionally)

There are 13 F.R.E.E. program coordinators located statewide to assist field officers in monitoring offenders' treatment needs for substance abuse. In addition, program coordinators teach a life skills curriculum twice a month to assist offenders.

Interstate Compact

Mississippi participates in the Interstate Compact for Adult Offenders. Under the terms of the compact agreement, the MDOC provides courtesy supervision to probationers and parolees from other states in exchange for courtesy supervision of Mississippi offenders residing in other states.

Pre-Trial Diversion

The Pre-Trial Diversion program is an alternative to a felony conviction. A defendant voluntarily submits to supervision ranging from six months to three years. Charges against the individual may be dismissed if the period of supervision is successfully completed.

Intensive Supervision Program

The Intensive Supervision Program (ISP), commonly referred to as house arrest, provides supervision in a community setting rather than incarceration. Offenders are required to wear electronic monitoring equipment and are limited in most cases to employment, treatment, and worship services activities. Each offender maintains inmate status and can be immediately placed in an MDOC facility upon violation of the program.

Drug Testing

Field officers are responsible for drug testing of offenders, either routine or upon reasonable suspicion, and random drug testing of 15% of the offender population each month.

MISSISSIPPI DEPARTMENT OF CORRECTIONS

WILKINSON COUNTY COMMUNITY WORK CENTER

84 PRISON LANE
WOODVILLE, MS 39669
(601) 888-4378

WARNING

All persons entering this facility are subject to search. The introduction of weapons, alcoholic beverages or any illegal substance is a violation of Mississippi State Law, which is punishable by not less than two years nor more than fifteen years in the State Penitentiary and/or not more than a ten thousand dollar fine.
Miss. Code, Section 47-5-191

COMMUNITY WORK CENTER INMATE LABOR

FACILITY	HOURS WORKED JULY'14 - JUNE'15	TOTAL VALUE
Alcorn County	24,259	\$175,877.75
Bolivar County	101,543	\$736,186.75
Quitman County	111,520	\$808,520.00
Leflore County	111,089	\$805,395.25
Noxubee County	107,226	\$777,388.50
Washington County	94,768	\$687,068.00
Yazoo County	71,391	\$517,584.75
Flowood	223,794	\$1,622,506.50
Madison County	81,029	\$587,460.25
Simpson	90,277	\$654,508.25
Forrest County	105,182	\$762,569.50
George County	93,200	\$675,700.00
Harrison County	109,876	\$796,601.00
Jackson County	103,768	\$752,318.00
Jefferson County	56,416	\$409,016.00
Pike County	106,375	\$771,218.75
Wilkinson County	97,730	\$708,542.50
TOTAL	1,689,443	\$12,248,461.75

RESTITUTION CENTER

Average Monthly Restitution Population	212
Number of Hours of Community Service Work	31,057
Number of Hours of Paid Employment	306,489

ACTIVE SUPERVISED POPULATION

Regions

	Region I	Region II	Region III	TOTAL
Probation	2,049	2,673	2,434	7,156
Parole	2,927	1,959	3,508	8,394
Compact Probation	468	276	700	1,444
Compact Parole	178	167	262	607
Drug Court	987	706	1,057	2,750
Suspension	1	1	1	3
Earned Release Supervision	546	331	402	1,279
Medical Release	3	1	2	6
Non-Adjudicated Cases	766	1,036	1,367	3,169
Diversion Program	0	0	160	160
Post Release Supervision	3,691	2,011	3,284	8,986
ISP-Court Sentenced	304	155	410	869
ISP-Prison Releases	52	29	28	109

Total Caseload

	Region I	Region II	Region III	TOTAL
TOTAL CASELOAD	11,972	9,345	13,615	34,932
Restitution Center	55	67	76	198
Community Work Center	381	455	307	1,143
RID Program	N/A	17	N/A	17

Investigations

	Region I	Region II	Region III	TOTAL
Pre-Sentence Investigations	905	61	0	966
Post-Sentence Investigations	1,851	2,206	3,730	7,787
Pre-Release Investigations	481	51	1,172	1,704
Compact Investigations	460	550	677	1,687
Restoration of Rights Investigations	14	0	0	14
Residence & Employment Investigations	2,906	3,240	2,965	9,111
TOTAL	6,617	6,108	8,544	21,269

Urinalysis Screening

	Number Run	Number Positive	Percent Positive
ISP Court Sentenced & Prison Release	14,655	1,236	8.00%
Regular Caseload	25,313	4,999	20.00%

CASELOADS AND COLLECTIONS

Regular Caseload

	Amount Collected & Supervision Fees	Amount Collected, Restitution, Court Costs & Fines
Region I	\$5,142,907.25	\$3,255,567.69
Region II	\$3,808,930.22	\$738,001.07
Region III	\$5,780,612.60	\$2,846,922.50
TOTAL	\$14,732,450.07	\$6,840,491.26

ISP Caseload

	Amount Collected & Supervision Fees	Amount Collected, Restitution, Court Costs & Fines
Region I	\$482,843.00	\$371,527.80
Region II	\$282,158.67	\$23,971.50
Region III	\$661,684.90	\$227,687.13
TOTAL	\$1,426,686.57	\$623,186.43

Total

	Amount Collected & Supervision Fees	Amount Collected, Restitution, Court Costs & Fines
Total Regular & ISP	\$16,159,136.64	\$7,463,677.69

INTERSTATE COMPACT

Mississippi Offenders Supervised in Other States

Month	Parolees	Probationers	Total
JUL	539	2,587	3,126
AUG	533	2,060	2,593
SEP	535	2,043	2,578
OCT	589	1,695	2,284
NOV	562	2,050	2,612
DEC	565	2,049	2,614
JAN	596	2,043	2,639
FEB	580	2,053	2,633
MAR	576	2,015	2,591
APR	578	2,012	2,590
MAY	566	1,989	2,555
JUN	547	1,964	2,511
TOTAL	6,766	24,560	31,326

Offenders Supervised in Mississippi for Other States

Month	Parolees	Probationers	Total
JUL	570	2,277	2,847
AUG	581	1,706	2,287
SEP	590	1,712	2,302
OCT	551	2,046	2,597
NOV	589	1,687	2,276
DEC	594	1,676	2,270
JAN	600	1,673	2,273
FEB	589	1,694	2,283
MAR	593	1,705	2,298
APR	584	1,683	2,267
MAY	583	1,673	2,256
JUN	574	1,667	2,241
TOTAL	6,998	21,199	28,197

Average Population

	Mississippi Offenders Supervised in Other States	Offenders Supervised in Mississippi for Other States
Parolees	564	583
Probationers	2,047	1,767

ISP PLACEMENT BY COURT

County	Offenders
Adams	2
Alcorn	12
Amite	5
Attala	0
Benton	3
Bolivar	8
Calhoun	3
Carroll	2
Chickasaw	8
Choctaw	1
Claiborne	0
Clarke	0
Clay	7
Coahoma	9
Copiah	5
Covington	3
Desoto	43
Forrest	21
Franklin	0
George	3
Greene	3
Grenada	3
Hancock	32
Harrison	138
Hinds	20
Holmes	2
Humphreys	0
Issaquena	0

County	Offenders
Itawamba	7
Jackson	34
Jasper	4
Jefferson Davis	0
Jefferson	3
Jones	33
Kemper	1
Lafayette	29
Lamar	17
Lauderdale	19
Lawrence	4
Leake	6
Lee	44
Leflore	10
Lincoln	24
Lowndes	25
Madison	40
Marion	31
Marshall	31
Monroe	9
Montgomery	1
Neshoba	2
Newton	2
Noxubee	2
Oktibbeha	19
Panola	7
Pearl	72
Perry	7

County	Offenders
Pike	38
Pontotoc	16
Prentiss	3
Quitman	0
Rankin	46
Scott	2
Sharkey	0
Simpson	1
Smith	3
Stone	14
Sunflower	5
Tallahatchie	0
Tate	4
Tippah	2
Tishomingo	3
Tunica	1
Union	17
Walthall	12
Warren	14
Washington	36
Wayne	0
Webster	1
Wilkinson	0
Winston	2
Yalobusha	5
Yazoo	0
TOTAL	1,041



Institutions

LOCATIONS OF THE THREE STATE PRISONS

State Prison ●

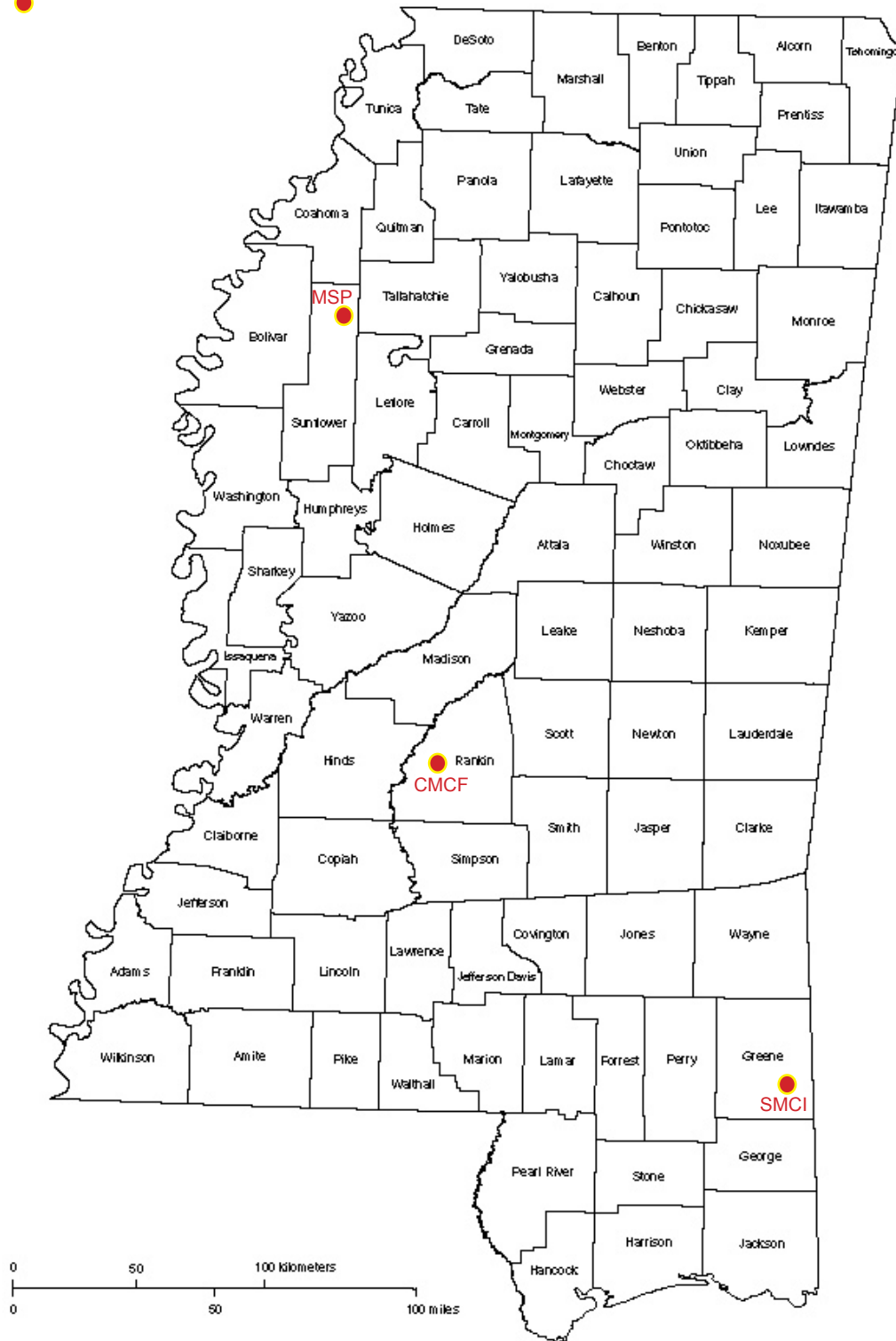


Image source: <http://alabamamaps.ua.edu/contemporarymaps/usa/states/Mississippi.html>

INSTITUTIONS

The Division of Institutions oversees three state institutions, 15 county regional facilities, four private prisons, the Classification and Records Division, Treatment and Programs Division, and Agricultural Enterprises. The division is under the leadership of Deputy Commissioner Archie Longley.

Mississippi State Penitentiary

Earnest Lee, Superintendent
Post Office Box 1057
Parchman, MS 38738
662-745-6611

The Mississippi State Penitentiary (MSP) opened in 1901 and is the state's largest and oldest institution. It is located on approximately 18,000 acres at Parchman in Sunflower County. It can house 4,648 beds, which consist of 58 support buildings and seven different housing units, ranging from 56 beds at Unit 42 (the hospital) to 1,521 beds at Unit 29.

MSP houses only male offenders who are classified as protective custody, administrative segregation, cell telephone management, administrative long-term segregation, and death row. All three custody levels - minimum, medium, and close custody - are handled at the prison. All male death row offenders are housed at Unit 29. MSP offenders provide more than 100,000 hours of free labor each year to adjacent municipalities and counties and assist other state agencies. The institution was reaccredited by the American Correctional Association in November 2011.

MSP is also the base for the Agricultural Enterprises Division. In 2014, 5,298 acres of vegetables, rice, wheat, soybeans and corn were farmed.

Central Mississippi Correctional Facility

*Ron King, Superintendent
Post Office Box 88550
Pearl, MS 39208
601-932-2880

The Central Mississippi Correctional Facility (CMCF) sits on 171.3 acres in Rankin County. It is the second oldest state facility, having opened in February 1986. It includes 13 housing units with a capacity of 3,665 beds. The institution was reaccredited by the American Correctional Association in November 2011.

CMCF serves as the receiving and classification facility. All offenders sentenced to the Mississippi Department of Corrections are brought to CMCF, except for male death row inmates who are processed at MSP. Upon arrival at CMCF after sentencing, each offender undergoes a needs assessment and is screened, tested for STDs, HIV, and other medical conditions, provided a psychiatric evaluation and questioned regarding his or her educational level. The results, along with the offender's conviction, help establish the offender's classification.

Also, of the three state prisons, CMCF is the only one to house female inmates, including minimum and medium security, close custody and death row. The population also includes minimum and medium custody male offenders, some maximum custody offenders (close custody), male offenders with special needs and male offenders who are disabled and require medical treatment in the Jackson area.

In December 2012, a Youthful Offender Unit opened on the grounds of CMCF. The unit is for offenders 17 years and younger and vulnerable 18- and 19-year-olds, and has its own staff.

*Michael White, director of private and regional prisons and compliance at Central Office, succeeded Denmark as superintendent at CMCF on Dec. 1, 2013.

South Mississippi Correctional Institution

Jacqueline Banks, Superintendent
Post Office Box 1419
Leakesville, MS 39451
601-394-5600

The South Mississippi Correctional Institution (SMCI), located in Greene County, is the newest state facility. It opened in 1989 and occupies approximately 360 acres in Leakesville. There are 16 housing units at SMCI with a capacity of 3,282 beds.

SMCI houses male offenders classified as minimum, medium and close custody levels as well as protective custody and long-term segregation.

SMCI is the first prison in the state to receive accreditation from the American Correctional Association.

It was reaccredited in August 2011. It also is the first state prison in Mississippi to be accredited by the National Commission on Correctional Health Care.

SMCI is the only state institution with a para-military “boot camp program.” The Regimented Inmate Discipline (RID) Program seeks to divert offenders from criminal behavior and instill work ethics through rehabilitative and treatment elements and community service work projects.





MISSISSIPPI PRISON AGRICULTURAL ENTERPRISES

Stanley H. Brooks

Mississippi Prison Agriculture Enterprise

The mission of the Mississippi Prison Agriculture Enterprise as established by the legislature is:

- a. To reduce the cost of state government by producing and processing food for use by inmates;
- b. To operate the program primarily with inmate labor;

c. To serve the security goals of the department through the reduction of idleness of inmates

d. To produce and market agricultural products that will aid in maintaining a profitable agricultural operation to the extent possible.

MPAE consist of the Row Crop and

Garden operations, Farm Shop, Vegetable Processing and Cold Storage. There are 94 offenders assigned to MPAE from Unit 26 and 71 offenders assigned to Processing from Unit 25. Field Operations works additional offenders in the fields chopping and harvesting vegetables. All of the vegetables produced by MPAE are used for inmate consumption.

PRISON AGRICULTURAL ENTERPRISES

HOURS WORKED
20,2000

TOTAL ACRES LEASED
9,307

CROPS	ACRES PLANTED
Vegetables	913
Rice	112
Soybeans	2,638
Corn	353
TOTAL ACRES PLANTED	4,016

Poultry Production

Layer Capacity	24,000
Dozen Eggs	209,490
Non-Cash Value	\$258,037.00

Eggs Non-Cash Sales

Year	Fiscal Year	Fiscal Year	Calendar Year	Calendar Year
	# of Dozens	Cash Value	# of Dozens	Cash Value
2007	480,050	\$378,687	482,799	\$482,575
2008	551,900	\$671,324	555,813	\$680,539
2009	581,140	\$654,250	567,524	\$613,049
2010	517,477	\$512,937	533,289	\$508,892
2011	528,272	\$520,560	487,029	\$508,895
2012	476,804	\$483,331	436,468	\$483,174
2013	312,909	\$370,667	159,514	\$219,138
2014	158,640	\$200,815	209,490	\$258,037
2015	199,650	\$247,898	N/A	N/A

Vegetables Non-Cash Sales

Year	Fiscal Year	Calendar Year
	# of Pounds (millions)	# of Pounds (millions)
2007	3.749	3.58
2008	3.401	3.173
2009	2.993	2.470
2010	3.176	3.923
2011	3.093	2.730
2012	2.873	2.327
2013	1.748	1.034
2014	1.008	1.178
2015	1.155	N/A

Eggs and Vegetables Non-Cash Sales

Year	Fiscal Year	Calendar Year
	Cash Value	Cash Value
2007	\$1,909,522	\$1,975,382
2008	\$1,934,703	\$1,956,611
2009	\$2,027,427	\$1,119,451
2010	\$1,854,411	\$2,162,627
2011	\$1,818,332	\$1,723,222
2012	\$1,836,344	\$1,567,926
2013	\$1,079,853	\$776,805
2014	\$611,068	\$766,548
2015	\$789,118	N/A

**MPAE consist of the
Row Crop and Garden operations,
Farm Shop, Vegetable Processing and
Cold Storage.**



ALCOHOL & DRUG TREATMENT PROGRAMS

The mission of the Alcohol and Drug (A&D) Program is to provide treatment and rehabilitation services to offenders who have a history of substance abuse problems or who commit alcohol and drug related crimes. The goal is to correct the offender's attitude and behavior that supports criminal thinking.

These services are provided to offenders who are court ordered alcohol and drug treatment, parole pending completion, Intensive Supervision Program, MDOC referrals or volunteer.

The Alcohol and Drug Program also provides aftercare information and referrals as needed regarding primary and secondary A&D treatment facilities, Alcoholics Anonymous, Narcotics Anonymous and Cocaine Anonymous meetings and home placement.

In FY 2015, 2,800 offenders enrolled/served in A&D programs with 1,187 completions.

A&D Programs in Facilities

Mississippi State Penitentiary provides a long-term program for offenders with at least six to thirty months remaining on their sentence. The Alcohol and Drug Therapeutic Community Treatment Center units house 432 therapeutic treatment beds, group rooms and classrooms with clinical staff office space adjacent to each housing unit.

A traditional 12-week A&D program based on the principles of Alcoholics Anonymous is provided for special needs (disability) offenders. A 12-week basic A&D education only program is provided to eligible offenders housed in high risk, lockdown, and protective custody units.

Central Mississippi Correctional Facility provides both a 12-week traditional A&D program and a long-term program (6 months to 12 months) for female offenders. In addition, a 12-week treatment program is available

for special needs (disability) male offenders.

South Mississippi Correctional Institution provides both a traditional 12-week A&D program and a long term (6 month) program for general population offenders. An A&D component is provided in the Regimented Inmate Discipline (RID) Program.

The Residential Substance Abuse Treatment (RSAT) Program is operated in the Flowood, Pike and Quitman Community Pre-Release Centers for offenders who are within six months to one year of release. The offenders provide work in the community during the day and attend A&D classes in the evening.

The Flowood Community Work Center offers a 12-week A&D program for female offenders who are expiring their sentence, paroling or are being released on Intensive Supervision Program (ISP).


MDOC Inmates Served by Alcohol and Drug Programs

LOCATION	SERVED	COMPLETED	CAPACITY
(MSP) Therapeutic Community (Unit 30)	1077	375	432
(MSP) Special Needs (Disability Unit 31)	9	4	20
(MSP) Security Threat Group (Unit 29-A)	19	0	N/A
(CMCF) A&D Program for Females	347	112	175
(CMCF) A&D Program for Males (Disability Unit)	20	10	16
(SMCI) Regimented Inmate Discipline Area	215	172	Open Entry/Exit
(SMCI) General Population Program Area	863	398	200
3 Community Pre-Release Centers	250	116	132
Flowood CWC (General Population)	N/A	N/A	N/A
14 Community Work Centers (Alcoholics Anonymous)	N/A	N/A	N/A

* Flowood CWC (GP) is combined is combined with Flowood Pre-Release Center due to staffing.

*(AA) services ended 8/2/2013 and the PIN was abolished 7/1/2014.

* All programs are open entry/exit



TREATMENT AND EDUCATION PROGRAMS BY FACILITY

MISSISSIPPI STATE PENITENTIARY

Program Area [(D) Day, (N) Night]	Enrollment Capacity	Program Length
Adult Basic Education (Literacy, ABE, GED)	150	N/A
Agri-Business Horticulture	15 (D)15(N)	1,750 Hours
Alcohol & Drug (Short-Term)	20	12 Weeks
Auto/Automotive Body Repairer	15(D)15(N)	1,600 Hours
Auto/Automotive Mechanic/Technician	15(D)15(N)	1,750 Hours
Carpentry	15(D)15(N)	1,750 Hours
Cognitive Behavior Education	120	500 Hours
Culinary Arts	15(D)	1,600 Hours
Diesel Equipment Repair & Services	15(D)	1200 Hours
Electricity	15(D)15(N)	1,450 Hours
Electronic Servicing	15(D)	1,900 Hours
Faith-Based Initiative	65	N/A
Heating, Air Conditioning & Refrigeration	15(D)15(N)	1,900 Hours
Mississippi Prison Writes Course	12	3 Hour Semester
Pre-Release	240	3 Months
Small Engine Repair	15(D)15(N)	1,600 Hours
Therapeutic Community (Long Term)	432	6-12 Months
Welding	15(D)15(N)	1,400 Hours

CENTRAL MISSISSIPPI CORRECTIONAL FACILITY

Program Area	Enrollment Capacity	Program Length
Adult Basic Education (Literacy, GED)	150	N/A
Alcohol & Drug Long-Term (Female)	180	28 Weeks
Alcohol & Drug Short-Term (Male & Female)	32	12 Weeks
Business Technology	15	1,200 Hours
Clothing Apparel & Textile Worker	15	1,200 Hours
Cosmetologist	15	1,500 Hours
Family and Consumer Science	15	1,200 Hours
Upholstery	15	1,200 Hours

SOUTH MISSISSIPPI CORRECTIONAL INSTITUTION

Program Area	Enrollment Capacity	Program Length
Adult Basic Education (Literacy,GED)	120	N/A
Alcohol & Drug (Long-Term)	100	6 Months
Alcohol & Drug (Short-Term)	100	12 Weeks
Auto/Automotive Body Repairer	15	1,600 Hours
Auto/Automotive Mechanic/Techician	15	1,860 Hours
Electricity	15	1,450 Hours
Plumbing & Pipefitting	15	1,675 Hours
RID	49	5 Weeks
Welder/Welding Technologist	15	1,400 Hours

YOUTHFUL OFFENDER UNIT

Program Area	Enrollment Capacity	Program Length
Adult Basic Education (Literacy, GED)	42	N/A
Alcohol & Drug	42	6 Months
Anger Management	42	N/A
Barbering	10	1,500 Hours
Bible College	42	On-Going
Cognitive Behavior Therapy	42	N/A
Computer I	42	5 Months
Custodial/Caretaker Services	10	1,500 Hours
GED	42	N/A
MS Occupational Diploma	42	N/A

EAST MISSISSIPPI CORRECTIONAL FACILITY

Program Area	Enrollment Capacity	Program Length
ABE/GED Special Needs	108	N/A
Alcohol & Drug (Long-Term)	120	9 Months
Alcohol & Drug (Short-Term)	160	10 Weeks
Basic Computers	24	13 Weeks
Cognitive Skills	40	12 Weeks
Discipleship	50	10-12 Weeks
Facility Care Class	15	460 Hours
Life Skills	48	6 Weeks
Moral Reconciliation Therapy	40	12 Step Program
Pathway to Change	66	N/A
Stress Management	40	12 Weeks

MARSHALL COUNTY CORRECTIONAL FACILITY

Program Area	Enrollment Capacity	Program Length
ABE/Literacy/GED Tutoring Night Program	89	N/A
Basic Computer	40	26 Weeks
Cage Your Rage	25	8 Weeks
Culinary Arts	36	12 Months
Employment Skills	25	10 Weeks
Financial Literacy	25	6 Months
Horticulture	36	6 Months
Inside Out Dads	25	10 Weeks
Moral Recognition Therapy	60	6 Months
NCCER (National Center for Construction	20	6 Months
Alcohol & Drug (Long-Term)	25	6 Months
Alcohol & Drug (Short-Term)	25	45 Days

WALNUT GROVE CORRECTIONAL FACILITY

Program Area	Enrollment Capacity	Program Length
ABE	240	N/A
Alcohol & Drug (Long Term)	200	6 Months
Alcohol & Drug (Short Term)	400	12 Weeks
Anger Management	240	12 Weeks
Barbering	20	1,500 Hours
Carpentry	20	1 Year
Challenge	120	6 Months
Choice and Change	120	3 Months
Computer Lab	250	N/A
Culinary Arts	20	1 Year
Finance Class - Money Matters	20	3 - 6 Months
GED	240	N/A
Gulf Coast Bible Institute	15	1.5 Years
Horticulture	20	1 Year
Inside-Out Dads	60	3 Months
Masonry	20	1 Year
Moral Recognition Therapy	57	13 Weeks
Pre-Release	120	6 Weeks
Thinking for Good	120	12 Weeks

WILKINSON COUNTY CORRECTIONAL FACILITY

Program Area	Enrollment Capacity	Program Length
ABE	80	N/A
Alcohol & Drug (Long Term)	40	6 Months
Alcohol & Drug (Short Term)	120	12 Weeks
Bibles Study	66	51 Weeks
Character Development	45	8 Weeks
Choice and Changes	45	12 Weeks
Coping with Anger	45	8 Sessions
Discipleship	50	10-12 Weeks
GED/Computer Aided Instruction	60	N/A
NCCER Facility Care & Painting	40	6 Months
Thinking for Good	15	10 Modules
Untangling Relationships	45	12 Sessions

ALCORN COUNTY REGIONAL CORRECTIONAL FACILITY

Program Area	Enrollment Capacity	Program Length
GED	40	N/A
Adult Basic Education (Literacy)	40	N/A
Alcohol & Drug (Long Term)	40	6 Months
Alcohol & Drug (Short Term)	80	3 Months
Basic Computer	40	12 Weeks

BOLIVAR COUNTY CORRECTIONAL FACILITY

Program Area	Enrollment Capacity	Program Length
Adult Basic Education	10	N/A
Alcohol & Drug (Long-Term)	90	6 Months
Anger Management	40	12 Weeks
Basic Computer	10	6 Weeks
Carpentry	20	36 Weeks
Computer Keyboard	10	6 Weeks
GED	25	N/A

CARROLL/MONTGOMERY COUNTY REGIONAL CORRECTIONAL FACILITY

Program Area	Enrollment Capacity	Program Length
Adult Basic Education (Literacy/GED)	35	N/A
Alcohol & Drug (Short-Term)	120	12 Weeks
Building Trades	15	15 Weeks
Discipleship	35	10-12 Weeks
GED	35	25 Weeks
Life Skills	35	9 Weeks

CHICKASAW COUNTY REGIONAL CORRECTIONAL FACILITY

Program Area	Enrollment Capacity	Program Length
Academic Basic Education	25	12 Months
Advanced Literacy	10	N/A
Alcohol & Drug (Long-Term)	50	36 Weeks
Basic Computer	20	3 Months
Bible Study	25	On-Going
Discipleship	170	6 Months
GED	25	12 Months
Horticulture	15	20 Weeks
Life Skills (Phase I and II)	8	3 Months Each Phase
Literacy	10	12 Months

GEORGE/GREENE COUNTY CORRECTIONAL FACILITY

Program Area	Enrollment Capacity	Program Length
ABE/GED	20	12 Months
Building Trades	7	2 Months
HAVC I and II	40	9 Months
Life Skills	50	3 Months
Literacy	8	3 Months

HOLMES/HUMPHREYS COUNTY CORRECTIONAL FACILITY

Program Area	Enrollment Capacity	Program Length
ABE	50	N/A
Basic Computer	10	2 Months
GED	35	12 Months
Welding	10	4 Months

ISSAQUENA COUNTY CORRECTIONAL FACILITY

Program Area	Enrollment Capacity	Program Length
ABE	30	N/A
Alcohol & Drug (Short-Term)	180	3 Months
Basic Computer	60	2 Months
Discipleship	60	N/A
GED	30	9 Months
Life Skills	120	3 Months
Pre-Release	180	3 Months

JEFFERSON/FRANKLIN COUNTY CORRECTIONAL FACILITY

Program Area	Enrollment Capacity	Program Length
ABE	30	N/A
Alcohol & Drug Treatment	25	3 Months
Basic Computer	10	2 Months
Discipleship	35	10-12 Weeks
GED	24	16 Weeks
Life Skills	30	3 Months
Pre-Release	30	3 Months

KEMPER/NESHOBA COUNTY CORRECTIONAL FACILITY

Program Area	Enrollment Capacity	Program Length
ABE	35	3 Months
Alcohol & Drug (Short-Term)	300	12 Weeks
Basic Computer	60	6-18 Weeks
GED	12	N/A
Life Skills	50	6 Months

LEAKE COUNTY CORRECTIONAL FACILITY

Program Area	Enrollment Capacity	Program Length
ABE	60	N/A
Alcohol & Drug (Short-Term)	120	12 Weeks
Basic Computer	48	N/A
Carpentry	60	3 Months
Discipleship	65	10-12 Weeks
GED	60	12 Months
Intermediate Computer	48	N/A
Pre-Release	14	12 Weeks

MARION/WALTHALL COUNTY CORRECTIONAL FACILITY

Program Area	Enrollment Capacity	Program Length
GED	14	16 Weeks
Academic Basic Education (Literacy)	14	N/A
Basic Computer	6	4 Months
Basic Electrical/Plumbing Course	12	150 Days
Basic Heating, Air Conditioning	12	6 Months

STONE COUNTY CORRECTIONAL FACILITY

Program Area	Enrollment Capacity	Program Length
Academic Basic Education	15	12 Months
Building Trades	15	1,560 Hours
Discipleship 1,2 & 3	42	15 Hours
GED	25	N/A
Life Skills/Pre-Release	25	52 Hours
Pipe-Fitting	15	1,000 Hours
Understanding Islam	18	20 Hours

WASHINGTON COUNTY REGIONAL CORRECTIONAL FACILITY

Program Area	Enrollment Capacity	Program Length
Academic Basic Education/GED	40	N/A
Advanced Word Computer	54	8 Weeks
Alcohol & Drug (Long-Term)	25	6 Months
Alcohol & Drug (Short-Term)	25	3 Months
Basic Computer	54	8 Weeks

WINSTON/CHOCTAW REGIONAL CORRECTIONAL FACILITY

Program Area	Enrollment Capacity	Program Length
Academic Basic Education	25	On-Going
Alcohol & Drug (Short-Term)	20	12 Weeks
Discipleship	134	On-Going
GED	25	On-Going
Literacy	25	N/A

YAZOO COUNTY REGIONAL CORRECTIONAL FACILITY

Program Area	Enrollment Capacity	Program Length
Academic Basic Education (Literacy)	16	6-12 Months
Basic Computer	15	39 Hours
Discipleship	65	26 Hours
GED	13	6-12 Months
Pre-Release	45	26 Hours

PRIVATE AND COUNTY REGIONAL FACILITIES

Private

East Mississippi Correctional Facility

Norris Hogans, Warden

10641 Hwy 80 W, Meridian, MS 39304

601.485.5255

Facility Opened: April 1999

ACA Accreditation: May 2000

ACA Reaccreditation: August 2009

Staffing: 157 Non-Security; 161 Security

Inmate Custody Level: Minimum, Medium, Close, Special Needs

Programs Offered: ABE, GED, A&D, Pre-Release/Life Skills, Cognitive Skills, Father Initiative Class, Computer Training, AA/NA Groups, Behavior Enhancement Program, Art Classes, Psychoactive Services, Special Education, Therapeutic Community, Specialized Group Therapy, and Specialized Individual Counseling

Marshall County Correctional Facility

Timothy Outlaw, Warden

P.O. Box 5188, Holly Springs, MS 38634-5188

662.252.7111

Facility Opened: June 1996

ACA Accreditation: July 1997

ACA Reaccreditation: April 2014

Staffing: 106 Non-Security; 97 Security

Inmate Custody Level: Minimum, Medium, Close, Long Term Segregation

Programs Offered: GED, ABE, A&D Long Term, A&D Short Term, Vocational Education, Adjustment Skills/Orientation, Culinary Arts, Life Skills/Pre-Release, Horticulture, Bible Education Program, Computer Classes

Walnut Grove Correctional Facility

Lepher Jenkins, Warden

P.O. Box 389, Walnut Grove, MS 39189

601.253.2348

Facility Opened: March 2001

ACA Accreditation: August 2002

ACA Reaccreditation: November 2013

Staffing: 104 Non-Security; 140 Security

Inmate Custody Level: Minimum, Medium, Close

Programs Offered: A&D Long Term, A&D Short Term, Anger Management Counseling, Court-Ordered & Non-Court Ordered Regimented Inmate Discipline Program

Wilkinson County Correctional Facility

Jody Bradley, Warden

P.O. Box 1079, Woodville, MS 39669

601.888.3199

Facility Opened: January 1998

ACA Accreditation: March 1999

ACA Reaccreditation: February 2011

Staffing: 101 Non-Security; 136 Security

Inmate Custody Level: Minimum, Medium, Close, Protective Custody, Long Term Segregation

Programs Offered: ABE, GED, A&D, Therapeutic Community, Life Skills, Horticulture, Building Trades, Horticulture, Religious Activities

County Regional

Average Per Diem: \$29.74 per inmate
Inmate Custody Level: Medium

Alcorn County Regional Correctional Facility

Roger Settlemires, Warden
2839 South Harper Road, Corinth, MS 38834
662.286.7085
Facility Opened: June 2011
ACA Accreditation:
ACA Reaccreditation:
Staffing: 25 Non-Security; 17 Security
Average Per Diem: \$29.74 per inmate
Inmate Custody Level: Medium
Programs Offered: ABE, GED, A&D (Long & Short Term), Basic Computer

Bolivar County Correctional Facility

Ora Starks, Warden
2792 Hwy 8 W Cleveland, MS 38732
662.843.7478
Facility Opened: November 1999
Reopened: October 2002
ACA Accreditation: March 2001
ACA Reaccreditation: September 2013
Staffing: 19 Non-Security; 46 Security
Average Per Diem: \$29.74 per inmate
Inmate Custody Level: Medium
Programs Offered: Anger Management, Basic Computer, Carpentry, Computer Keyboarding, GED, Adult Basic Education, A&D (Long-Term)

Carroll-Montgomery County Regional Correctional Facility

Arthur Smith, Warden
1440 Hwy 35 Vaiden, MS 39176
662.464.5440
Facility Opened: May 1999
ACA Accreditation: January 2001
ACA Reaccreditation: October 2012
Staffing: 17 Non-Security; 36 Security
Average Per Diem: \$29.74 per inmate
Inmate Custody Level: Medium
Programs Offered: ABE, GED, Short Term A&D, Discipleship, Life Skills, Building Trades

Chickasaw County Regional Correctional Facility

Brand Huffman, Warden
120 Lancaster Circle, Houston, MS 38851
662.456.3319
Facility Opened: September 2010
ACA Accreditation: January 2014
ACA Reaccreditation:
Staffing: 19 Non-Security; 29 Security
Average Per Diem: \$29.74 per inmate
Inmate Custody Level: Medium
Programs Offered: ABE, GED, A&D (Long-Term), Discipleship Training, Literacy, Life Skills, Basic Computer Classes, Advanced Literacy, Bible Study, Horticulture

George-Greene County Correctional Facility

Bobby Fairley, Warden

154 Industrial Park Road, Lucedale, MS 39452

601.947.9399

Facility Opened: May 2002

ACA Accreditation: July 2003

ACA Reaccreditation: October 2012

Staffing: 24 Non-Security; 19 Security

Average Per Diem: \$29.74 per inmate

Inmate Custody Level: Medium

Programs Offered: ABE, Building Trade Classes, HVAC I and II, Life Skills, Literacy

Holmes-Humphreys County Correctional Facility

Barry Rule, Warden

23234 Hwy 12 E, Lexington, MS 39095

662.834.5016

Facility Opened: October 2000

ACA Accreditation: May 2002

ACA Reaccreditation: August 2012

Staffing: 19 Non-Security; 41 Security

Average Per Diem: \$29.74 per inmate

Inmate Custody Level: Medium

Programs Offered: ABE, GED, Basic Computer, Welding

Issaquena County Correctional Facility

Annie B. Johnson, Interim Warden

P.O. Box 220, Mayersville, MS 39113

662.873.2153

Facility Opened: March 1997

ACA Accreditation: January 1999

ACA Reaccreditation: February 2014

Staffing: 24 Non-Security; 37 Security

Average Per Diem: \$29.74 per inmate

Inmate Custody Level: Medium

Programs Offered: ABE, GED, A&D (Short-Term), Pre-Release, Discipleship, Life Skills, Basic Computer

Jefferson-Franklin County Correctional Facility

Clifton Kaho, Warden

P.O. Box 218, Fayette, MS 39069

601.786.2284

Facility Opened: May 1997

ACA Accreditation: January 1999

ACA Reaccreditation: June 2014

Staffing: 20 Non-Security; 59 Security

Average Per Diem: \$29.74 per inmate

Inmate Custody Level: Medium

Programs Offered: ABE, GED, A&D, Pre-Release, Life Skills, Basic Computer Classes, Discipleship

Kemper-Neshoba County Correctional Facility

Johnny Crockett, Warden
300 Industrial Park Road, DeKalb, MS 39328
601.743.5767
Facility Opened: October 2000
ACA Accreditation: February 2002
ACA Reaccreditation: May 2014
Staffing: 28 Non-Security; 25 Security
Average Per Diem: \$29.74 per inmate
Inmate Custody Level: Medium
Programs Offered: ABE, GED, A&D (Short-Term), Pre-Release, Life Skills, Basic Computer Classes, Anger Management

Leake County Correctional Facility

Cornelius Turner, Warden
399 C.O. Brooks Street, Carthage, MS 39051
601.298.9003
Facility Opened: October 1998
ACA Accreditation: April 2000
ACA Reaccreditation: February 2012
Staffing: 26 Non-Security; 44 Security
Average Per Diem: \$29.74 per inmate
Inmate Custody Level: Medium
Programs Offered: ABE, GED, A&D (Short-Term), Pre-Release, Discipleship Training, Basic Computer Classes, Intermediate Computer Classes, Vocational Classes

Marion-Walthall County Correctional Facility

Derek Mingon Chief Operating Officer
503 South Main Street, Columbia, MS 39429
601.736.3621
Facility Opened: March 1999
ACA Accreditation: January 2001
ACA Reaccreditation: June 2014
Staffing: 16 Non-Security; 30 Security
Average Per Diem: \$29.74 per inmate
Inmate Custody Level: Medium
Programs Offered: ABE, GED, Basic Computer, Basic Electrical/Plumbing Course, Basic Heating/Air Conditioning

Stone County Correctional Facility

Dwain Brewer, Warden
1420 Industrial Park Road, Wiggins, MS 39577
601.928.7042
Facility Opened: December 2000
ACA Accreditation: January 2002
ACA Reaccreditation: February 2014
Staffing: 23 Non-Security; 33 Security
Average Per Diem: \$29.74 per inmate
Inmate Custody Level: Medium
Programs Offered: ABE, GED, Building Trades, Discipleship (1,2 & 3), Life Skills/Pre-Release, Pipe-Fitting, Understanding Islam

Washington County Regional Correctional Facility

Brian Payne, Warden

60 Stokes King Road, Greenville, MS 38703

662.537.2000

Facility Opened: September 2011

ACA Accreditation: June 2013

ACA Reaccreditation:

Staffing: 22 Non-Security; 51 Security

Average Per Diem: \$29.74 per inmate

Inmate Custody Level: Medium

Programs Offered: ABE, GED, A&D (Long & Short Term), Basic Computer, Advanced Word Computer

Winston-Choctaw Regional County Correctional Facility

Neil Higgason, Warden

P.O. Drawer 928, Louisville, MS 39339

662.773.2528

Facility Opened: March 1999

ACA Accreditation: January 2001

ACA Reaccreditation: November 2013

Staffing: 28 Non-Security; 20 Security

Average Per Diem: \$29.74 per inmate

Inmate Custody Level: Medium

Programs Offered: ABE, GED, A&D (Short- Term), Discipleship Training, Literacy,

Yazoo County Regional Correctional Facility

Mary Rushing, Warden

154 Roosevelt Hudson Drive, Yazoo City, MS 39194

662.751.8484

Facility Opened: September 2010

ACA Accreditation: November 2011

ACA Reaccreditation:

Staffing: 22 Non-Security; 33 Security

Average Per Diem: \$29.74 per inmate

Inmate Custody Level: Medium

Programs Offered: ABE, GED, Basic Computer Classes, Discipleship, Pre-Release



EXIT

MDOC
CONVIC

MDOC
CONVIC

MDOC

Reserved for
Couples

Inmate Population

POPULATION GENERAL CHARACTERISTICS

Gender

GENDER	MALE	FEMALE	TOTAL
Custody Population	17459	1351	18810
ISP, ERS, Medical Release	1597	403	2000
Total	19056	1754	20810

Race

RACE	MALE	FEMALE	TOTAL	PERCENT
White	5918	991	6909	33.20%
Black	12900	745	13645	65.57%
Hispanic	161	11	172	0.83%
Other	77	7	84	0.40%
Total	19056	1754	20810	100.00%

Age

AGE	MALE	FEMALE	TOTAL	PERCENT
15	4	-	4	0.02%
16	2	-	2	0.01%
17	14	-	14	0.07%
18-19	220	12	232	1.11%
20-29	5549	460	6009	28.88%
30-39	6307	629	6936	33.33%
40-49	3728	385	4113	19.76%
50-59	2327	208	2535	12.18%
60-69	749	55	804	3.86%
70-80	126	4	130	0.62%
>80	26	-	26	0.12%
Unknown	4	1	5	0.02%
Total	19056	1754	20810	100.00%

Offense

OFFENSE	MALE	FEMALE	TOTAL	PERCENT
AGGRAVATED ASSAULT	1199	76	1275	6.13%
BURGLARY	1870	115	1985	9.54%
DRUG INTENT	814	90	904	4.34%
HOMICIDE/MANSLAUGHTER	2668	213	2881	13.84%
OTHER PROPERTY	2162	467	2629	12.63%
POSSESSION OF DRUGS	1480	253	1733	8.33%
ROBBERY	3091	128	3219	15.47%
SALE OF DRUGS	2095	223	2318	11.14%
SEX OFFENSE	2753	61	2814	13.52%
VIOLENT	917	125	1042	5.01%
OTHER	7	3	10	0.05%
TOTAL	19056	1754	20810	100.00%

POPULATION COUNTY OF CONVICTION

County	Offenders	Percent
ADAMS	214	1.03%
ALCORN	206	0.99%
AMITE	79	0.38%
ATTALA	170	0.82%
BENTON	39	0.19%
BOLIVAR	223	1.07%
CALHOUN	105	0.50%
CARROLL	73	0.35%
CHICKASAW	126	0.61%
CHOCTAW	55	0.26%
CLAIBORN	64	0.31%
CLARKE	92	0.44%
CLAY	244	1.17%
COAHOMA	269	1.29%
COPIAH	177	0.85%
COVINGTON	59	0.28%
+DESOTO	917	4.41%
+FORREST	664	3.19%
FRANKLIN	53	0.25%
GEORGE	120	0.58%
GREENE	48	0.23%
GRENADA	186	0.89%
HANCOCK	264	1.27%
+HARRISON	1850	8.89%
+HINDS	1320	6.34%
HOLMES	93	0.45%
HUMPHREYS	61	0.29%
ISSAQUENA	5	0.02%
ITAWAMBA	113	0.54%

County	Offenders	Percent
+JACKSON	877	4.21%
JASPER	57	0.27%
JEFF	61	0.29%
JEFFERSON	40	0.19%
JONES	343	1.65%
KEMPER	47	0.23%
LAFAYETTE	254	1.22%
LAMAR	200	0.96%
+LAUDERDALE	778	3.74%
LAWRENCE	101	0.49%
LEAKE	167	0.80%
+LEE	621	2.98%
LEFLORE	247	1.19%
LINCOLN	287	1.38%
+LOWNDES	774	3.72%
+MADISON	813	3.91%
MARION	256	1.23%
MARSHALL	259	1.24%
MONROE	205	0.99%
MONTGOMERY	81	0.39%
NESHOBA	200	0.96%
NEWTON	112	0.54%
NOXUBEE	48	0.23%
OKTIBBEHA	473	2.27%
OUT-OF-STATE	4	0.02%
PANOLA	291	1.40%
PEARL	363	1.74%
PERRY	85	0.41%
PIKE	403	1.94%

County	Offenders	Percent
PONTOTOC	161	0.77%
PRENTISS	184	0.88%
QUITMAN	58	0.28%
+RANKIN	927	4.45%
SCOTT	269	1.29%
SHARKEY	28	0.13%
SIMPSON	102	0.49%
SMITH	43	0.21%
STONE	109	0.52%
SUNFLOWER	165	0.79%
TALLAHATCHIE	92	0.44%
TATE	203	0.98%
TIPPAH	97	0.47%
TISHOMINGO	68	0.33%
TUNICA	125	0.60%
UNION	184	0.88%
UNKNOWN	94	0.45%

County	Offenders	Percent
WALTHALL	120	0.58%
WARREN	369	1.77%
WASHINGTON	508	2.44%
WAYNE	135	0.65%
WEBSTER	60	0.29%
WILKINSON	30	0.14%
WINSTON	145	0.70%
YALOBUSHA	94	0.45%
YAZOO	104	0.50%
TOTAL	20810	100.00%

(+ Indicates the top 10 counties with highest convictions)

POPULATION AVERAGE MONTHLY NUMBER OF OFFENDERS

Facility	Jul ('14)	Aug	Sep	Oct
Mississippi State Penitentiary	3,344	3,314	3,298	3,261
Central Mississippi Correctional Facility	2,555	2,465	2,367	2,341
Youthful Offender Unit	43	40	38	34
South Mississippi Correctional Institution	3,185	3,193	3,096	2,885
County Jails	1,719	1,728	1,731	1,589
Community Work Centers	1,172	1,184	1,124	1,068
County/Regional Facilities	4,415	4,402	4,324	4,291
Private Prisons	4,283	4,164	4,099	4,194
Restitution Centers	10	6	6	5
Total	20,726	20,496	20,083	19,668
Actual Capacity	25,900	26,000	25,818	25,710

Facility	Nov	Dec	Jan ('15)	Feb
Mississippi State Penitentiary	3,142	3,164	3,102	3,128
Central Mississippi Correctional Facility	2,245	2,204	2,178	2,341
Youthful Offender Unit	35	34	35	25
South Mississippi Correctional Institution	2,713	2,620	2,511	2,420
County Jails	1,510	1,472	1,382	1,493
Community Work Centers	1,086	1,113	1,080	1,044
County/Regional Facilities	4,227	4,203	4,145	4,203
Private Prisons	4,316	4,306	4,232	4,022
Restitution Centers	7	8	10	6
Total	19,281	19,124	18,675	18,682
Actual Capacity	25,680	25,791	25,791	25,791

Facility	Mar	Apr	May	Jun
Mississippi State Penitentiary	3,125	3,159	3,126	3,093
Central Mississippi Correctional Facility	2,366	2,384	2,435	2,495
Youthful Offender Unit	23	25	23	23
South Mississippi Correctional Institution	2,405	2,417	2,462	2,520
County Jails	1,542	1,498	1,479	1,321
Community Work Centers	1,038	1,025	1,043	1,112
County/Regional Facilities	4,174	4,186	4,148	4,160
Private Prisons	3,993	3,992	3,950	3,941
Restitution Centers	5	9	10	14
Total	18,671	18,695	18,676	18,679
Actual Capacity	25,732	23,393	23,402	23,404

POPULATION CUSTODY OF OFFENDERS

Classification	Male and Female	Percent
Minimum-Community	2342	11.25%
Minimum-Non -Community	3339	16.05%
Medium	10535	50.62%
Close	3100	14.90%
DR	48	0.23%
Unclassified	1446	6.95%
Total	20810	100.00%

Male

Classification	Black	White	Hispanic	Other	Unknown	Total
Minimum-Community	1329	667	3	7	3	2009
Minimum-Non -Community	1838	1097	16	8		2959
Medium	6761	3068	100	40	3	9972
Close	2332	586	16	4	1	2939
DR	26	20	-	1	-	47
Unclassified	614	480	26	5	5	1130
Total	12900	5918	161	65	12	19056

Female

Classification	Black	White	Hispanic	Other	Unknown	Total
Minimum-Community	114	214	3	2	-	333
Minimum-Non -Community	155	222	2	1	-	380
Medium	256	301	4	2	-	563
Close	101	60	-	-	-	161
DR	-	1	-	-	-	1
Unclassified	119	193	2	2	-	316
Total	745	991	11	7	0	1754

Male Classification

Classification	Male Classification	Percent
Minimum-Community	2009	10.54%
Minimum-Non -Community	2959	15.53%
Medium	9972	52.33%
Close	2939	15.42%
DR	47	0.25%
Unclassified	1130	5.93%
Total	19056	100.00%

Female Classification

Classification	Female Classification	Percent
Minimum-Community	333	18.99%
Minimum-Non -Community	380	21.66%
Medium	563	32.10%
Close	161	9.18%
DR	1	0.06%
Unclassified	316	18.02%
Total	1754	100.00%

POPULATION SENTENCE LENGTH

Sentence Length	Male and Female	Percent
Less than 1 year	590	2.84%
1-2 years	1485	7.14%
3-5 years	3446	16.56%
6-10 years	5091	24.46%
11-20 years	5201	24.99%
21-30 years	1771	8.51%
Greater than 30 Years	1024	4.92%
Life	2154	10.35%
Death	48	0.23%
Total	20810	100.00%

Male

Male	Black	White	Hispanic	Other	Total	Percent
Less than 1 year	249	237	5	6	497	2.61%
1-2 years	667	470	11	8	1156	6.07%
3-5 years	1899	1099	24	17	3039	15.95%
6-10 years	3083	1527	43	12	4665	24.48%
11-20 years	3456	1379	42	21	4898	25.70%
21-30 years	1258	427	17	4	1706	8.95%
Greater than 30 Years	773	212	7	5	997	5.23%
Life	1488	547	12	4	2051	10.76%
Death	26	20	0	1	47	0.25%
Total	12899	5918	161	78	19056	100.01%

Female

Female	Black	White	Hispanic	Other	Total	Percent
Less than 1 year	17	74	2	1	94	5.36%
1-2 years	106	219	2	2	329	18.76%
3-5 years	179	224	3	0	406	23.15%
6-10 years	188	234	2	2	426	24.29%
11-20 years	149	151	2	1	303	17.27%
21-30 years	34	31	0	0	65	3.71%
Greater than 30 Years	15	12	0	0	27	1.54%
Life	57	45	0	1	103	5.87%
Death	-	1	-	-	1	0.06%
Total	745	991	11	7	1754	100.00%

POPULATION MEDICAL CLASS

Male

Male	Black	White	Hispanic	Other	Total	Percent
Unclassified	436	373	25	14	848	4.45%
Medical 1	9672	3996	100	55	13823	72.54%
Medical 2	1723	929	28	6	2686	14.10%
Medical 3	840	467	7	0	1314	6.90%
Medical 4	200	137	1	1	339	1.78%
Medical 5	29	16	-	1	46	0.24%
Total	12900	5918	161	77	19056	100.01%

Female

Female	Black	White	Hispanic	Other	Total	Percent
Unclassified	114	167	2	1	284	16.19%
Medical 1	419	581	7	5	1012	57.70%
Medical 2	139	163	1	1	304	17.33%
Medical 3	66	67	1	0	134	7.64%
Medical 4	6	13	0	0	19	1.08%
Medical 5	1	0	0	0	1	0.06%
Total	745	991	11	7	1754	100.00%

Medical Classifications Defined

Medical 1: Good to excellent physical condition; physically capable of handling all work/program assignments.

Medical 2: Average to good physical condition; is capable of exerting sustained effort over long work periods, is physically capable of most work/program assignments; disability, if any, will not be jeopardized by such a general assignment.

Medical 3: Fair to average physical condition; is capable of sustaining effort for only moderate periods; limitation may effect some aspect of work/program/housing assignment considerations.

Medical 4: Poor to fair physical condition; limited physical capacity or stamina; can exert sustained effort for short periods only; limitation(s) may require special considerations.

Medical 5: Poor physical condition; severely limited physical capacity or stamina; requires physician authorization for any work assignment, and may require special housing considerations.

POPULATION PRIMARY OFFENSES

Male

OFFENSE	Black	White	Hispanic	Other	Total	Percent
AGGRAVATED ASSAULT	921	269	7	2	1199	6.29%
BURGLARY	1147	703	10	10	1870	9.81%
DRUG INTENT	457	336	14	7	814	4.27%
HOMICIDE/MANSLAUGHTER	2010	629	22	7	2668	14.00%
OTHER PROPERTY	1200	934	17	11	2162	11.35%
POSSESSION OF DRUGS	950	509	12	9	1480	7.77%
ROBBERY	2655	423	6	7	3091	16.22%
SALE OF DRUGS	1656	427	8	4	2095	10.99%
SEX OFFENSE	1355	1338	47	13	2753	14.45%
VIOLENT	547	346	18	6	917	4.81%
OTHER	3	4	0	0	7	0.04%
Total	12901	5918	161	76	19056	100%

Female

OFFENSE	Black	White	Hispanic	Other	Total	Percent
AGGRAVATED ASSAULT	54	21	1	0	76	4.33%
BURGLARY	35	80	0	0	115	6.56%
DRUG INTENT	22	67	0	1	90	5.13%
HOMICIDE/MANSLAUGHTER	126	85	1	1	213	12.14%
OTHER PROPERTY	172	292	3		467	26.62%
POSSESSION OF DRUGS	89	158	3	3	253	14.42%
ROBBERY	81	47	0	0	128	7.30%
SALE OF DRUGS	100	121	1	1	223	12.71%
SEX OFFENSE	12	48	1	0	61	3.48%
VIOLENT	53	70	1	1	125	7.13%
OTHER	1	2	0	0	3	0.17%
Total	745	991	11	7	1754	100.00%

6100



Inmate Admissions

ADMISSIONS GENERAL CHARACTERISTICS

Gender

Male	Female	Total
6,258	842	7,100

Race

Race	Male	Female	Total	Percent
White	2,319	568	2,887	40.66%
Black	3,861	270	4,131	58.17%
Hispanic	50	3	53	0.75%
Other	28	1	29	0.41%
Total	6,258	842	7,100	100.00%

Age

Age	Male	Female	Total	Percent
14	1	0	1	0.01%
15	4	0	4	0.06%
16	6	0	6	0.08%
17	27	1	28	0.39%
18-19	257	12	269	3.79%
20-29	2,579	302	2,881	40.58%
30-39	1,923	305	2,228	31.38%
40-49	883	161	1,044	14.70%
50-59	468	57	525	7.39%
60-69	100	4	104	1.46%
70-79	8	0	8	0.11%
80+	2	0	2	0.03%
TOTAL	6,258	842	7,100	100.00%

Offense	Male	Female	Total	Percent
Aggravated Assault	300	31	331	4.66%
Burglary	1,229	78	1,307	18.41%
Drug Intent	440	55	495	6.97%
Homicide/Manslaughter	179	18	197	2.77%
Other Property	1,570	338	1,908	26.87%
Possession of Drugs	870	173	1,043	14.69%
Robbery	435	28	463	6.52%
Sale of Drugs	680	78	758	10.68%
Sex Offense	293	8	301	4.24%
Violent	262	35	297	4.18%
Total	6,258	842	7,100	100.00%

Length of Sentence

(Life sentences are calculated as 50 years)

Offense	Average Sentence Length in Years
Aggravated Assault	7.8
Burglary	5.6
Drug Intent	6.8
Homicide/Manslaughter	30.1
Other Property	3.7
Possession of Drugs	4.6
Robbery	11.4
Sale of Drugs	6.6
Sex Offense	11.4
Violent	8.7
Violent	

Age at Sentence

Offense	Average Age at Time of Sentence
Aggravated Assault	32.8
Burglary	28.2
Drug Intent	32.8
Homicide/Manslaughter	29.8
Other Property	34.9
Possession of Drugs	33.4
Robbery	26.0
Sale of Drugs	33.3
Sex Offense	36.7
Violent	30.8
Violent	

ADMISSIONS ENTRY TYPE

Violation	Jul	Aug	Sep	Oct	Nov	Dec	Jan
FEDERAL INMATE	0	1	0	0	0	0	1
NEW PRISONER	341	399	352	381	270	330	259
NON-ADJUDICATED RID	15	10	13	8	6	8	13
PROBATION REVOKED	170	163	131	110	125	147	91
RETURN ERS	29	33	18	22	24	17	24
RETURN HOUSE ARREST	29	41	34	30	20	23	32
RETURN MEDICAL	0	0	0	0	1	0	0
RETURN PAROLE	73	35	28	51	48	35	43
OTHER	0	3	4	0	2	2	0
Total	657	685	580	602	496	562	463



Violation	Feb	Mar	April	May	June	Total	Percent
FEDERAL INMATE	0	0	1	4	3	10	0.14%
NEW PRISONER	349	447	369	312	333	4,142	58.34%
NON-ADJUDICATED RID	6	3	7	6	3	98	1.38%
PROBATION REVOKED	121	131	109	152	130	1580	22.25%
RETURN ERS	17	15	21	14	19	253	3.56%
RETURN HOUSE ARREST	14	33	31	34	32	353	4.97%
RETURN MEDICAL	0	0	0	0	0	1	0.01%
RETURN PAROLE	59	75	57	84	59	647	9.11%
OTHER	2	0	0	1	2	16	0.23%
Total	568	704	595	607	581	7,100	100.00%



ADMISSIONS COUNTY OF CONVICTION

County	Offenders	Percent
Adams	62	0.87%
Alcorn	72	1.01%
Amite	28	0.39%
Attala	44	0.62%
Benton	15	0.21%
Bolivar	44	0.62%
Calhoun	34	0.48%
Carroll	18	0.25%
Chickasaw	50	0.70%
Choctaw	17	0.24%
Claiborn	13	0.18%
Clarke	23	0.32%
Clay	79	1.11%
Coahoma	56	0.79%
Copiah	56	0.79%
Covington	26	0.37%
+ Desoto	304	4.28%
+ Forrest	296	4.17%
Franklin	13	0.18%
George	50	0.70%
Greene	19	0.27%
Grenada	33	0.46%
Hancock	111	1.56%
+ Harrison	701	9.87%
+ Hinds	358	5.04%
Holmes	19	0.27%
Humphreys	16	0.23%
Issaquena	1	0.01%
Itawamba	43	0.61%
+ Jackson	430	6.06%
Jasper	19	0.27%

County	Offenders	Percent
Jeff	16	0.23%
Jefferson	17	0.24%
Jones	176	2.48%
Kemper	19	0.27%
Lafayette	98	1.38%
Lamar	103	1.45%
+ Lauderdale	214	3.01%
Lawrence	30	0.42%
Leake	50	0.70%
+ Lee	212	2.99%
Leflore	61	0.86%
Lincoln	107	1.51%
+ Lowndes	204	2.87%
+ Madison	216	3.04%
Marion	98	1.38%
Marshall	101	1.42%
Monroe	87	1.23%
Montgomery	13	0.18%
Neshoba	84	1.18%
Newton	51	0.72%
Noxubee	12	0.17%
Oktibbeha	119	1.68%
Panola	93	1.31%
Pearl	181	2.55%
Perry	34	0.48%
Pike	144	2.03%
Pontotoc	56	0.79%
Prentiss	93	1.31%
Quitman	15	0.21%
+ Rankin	316	4.45%
Scott	90	1.27%

County	Offenders	Percent
Sharkey	14	0.20%
Simpson	41	0.58%
Smith	20	0.28%
Stone	42	0.59%
Sunflower	42	0.59%
Tallahatchie	21	0.30%
Tate	61	0.86%
Tippah	40	0.56%
Tishomingo	28	0.39%
Tunica	38	0.54%
Union	80	1.13%
Unavailable	41	0.58%
Walthall	41	0.58%

County	Offenders	Percent
Warren	136	1.92%
Washington	147	2.07%
Wayne	29	0.41%
Webster	14	0.20%
Wilkinson	7	0.10%
Winston	35	0.49%
Yalobusha	33	0.46%
Yazoo	30	0.42%
TOTAL	7,100	100.00%

(+ indicates the top 10 counties with highest admissions)

ADMISSIONS DRUG OFFENDERS

General Characteristics

Gender

Male	Female	Total
1,990	306	2,296

Race

Race	Male	Female	Total	Percent
White	726	224	950	41.38%
Black	1,237	79	1,316	57.32%
Hispanic	14	2	16	0.70%
Other	11	1	12	0.52%
Unknown	2	0	2	0.09%
Total	1,990	306	2,296	100.00%

Age

Age	Male	Female	Total	Percent
17	1	0	1	0.04%
18-19	16	2	18	0.78%
20-29	690	89	779	33.93%
30-39	836	126	962	41.90%
40-49	288	62	350	15.24%
50-59	133	26	159	6.93%
60-69	25	1	26	1.13%
70-79	1	0	1	0.04%
80+	0	0	0	0.00%
Total	1,990	306	2,296	100.00%

Offense

Offense	Male	Female	Total	Percent
Drug Intent	440	55	495	21.56%
Possession of Drugs	870	173	1043	45.43%
Sale of Drugs	680	78	758	33.01%
Total	1,990	306	2,296	100.00%

Length of Sentence

Offense	Average Sentence Length in Years
Sell/Manufacture/Distribute Drugs	5.0
Possession/Drugs with Intent	5.5
Possession of Drugs	3.7

Age at Sentence

Offense	Average Age at Time of Sentence
Sell/Manufacture/Distribute Drugs	35
Possession/Drugs with Intent	34
Possession of Drugs	34

Primary Offenses

Offense	Male	Female	Total	Percent
Drug Intent	440	55	495	21.56%
Possession of Drugs	870	173	1,043	45.43%
Sale of Drugs	680	78	758	33.01%
Total	1,990	306	2,296	100.00%

Male

Offense	Black	White	Hispanic	Other	Total
Drug Intent	234	198	4	4	440
Possession of Drugs	496	361	7	6	870
Sale of Drugs	507	167	3	3	680
Total	1,237	726	14	13	1,990

Female

Offense	Black	White	Hispanic	Other	Total
Drug Intent	9	46	0	0	55
Possession of Drugs	45	125	2	1	173
Sale of Drugs	25	53	0	0	78
Total	79	224	2	1	306

ADMISSIONS DRUG OFFENDERS COUNTY OF CONVICTION

County	Offenders	Percent
Adams	18	0.78%
Alcorn	24	1.05%
Amite	5	0.22%
Attala	11	0.48%
Benton	3	0.13%
Bolivar	8	0.35%
Calhoun	10	0.44%
Carroll	2	0.09%
Chickasaw	26	1.13%
Choctaw	1	0.04%
Clarke	1	0.04%
Clay	31	1.35%
Coahoma	14	0.61%
Copiah	12	0.52%
Covington	5	0.22%
+ Desoto	99	4.31%
+ Forrest	90	3.92%
George	28	1.22%
Greene	8	0.35%
Grenada	4	0.17%
+ Hancock	62	2.70%
+ Harrison	297	12.94%
Hinds	50	2.18%
Holmes	2	0.09%
Humphreys	2	0.09%
Itawamba	17	0.74%
+ Jackson	136	5.92%
Jasper	7	0.30%
Jeff	4	0.17%
Jefferson	3	0.13%
Jones	58	2.53%
Lafayette	47	2.05%

County	Offenders	Percent
Lamar	32	1.39%
+ Lauderdale	66	2.87%
Lawrence	10	0.44%
Leake	10	0.44%
+ Lee	82	3.57%
Leflore	14	0.61%
Lincoln	51	2.22%
+ Lowndes	69	3.01%
+ Madison	81	3.53%
Marion	37	1.61%
Marshall	47	2.05%
Monroe	16	0.70%
Montgomery	4	0.17%
Neshoba	23	1.00%
Newton	17	0.74%
Noxubee	1	0.04%
Oktibbeha	47	2.05%
Panola	36	1.57%
Pearl	56	2.44%
Perry	16	0.70%
Pike	41	1.79%
Pontotoc	26	1.13%
Prentiss	30	1.31%
Quitman	4	0.17%
+ Rankin	113	4.92%
Scott	22	0.96%
Sharkey	1	0.04%
Simpson	13	0.57%
Smith	11	0.48%
Stone	23	1.00%
Sunflower	5	0.22%
Tallahatchie	8	0.35%

County	Offenders	Percent
Tate	18	0.78%
Tippah	14	0.61%
Tishomingo	6	0.26%
Tunica	8	0.35%
Union	36	1.57%
Unavailable	8	0.35%
Walthall	8	0.35%
Warren	38	1.66%
Washington	32	1.39%
Wayne	9	0.39%

County	Offenders	Percent
Webster	3	0.13%
Winston	4	0.17%
Yalobusha	11	0.48%
Yazoo	4	0.17%
TOTAL		
	2,296	100.0%

(+ indicates the top 10 counties with highest admissions)

ADMISSIONS SEX OFFENDERS

General Characteristics

Gender

Male	Female	Total
293	8	301

Race

Race	Male	Female	Total	Percent
White	154	7	161	53.49%
Black	130	1	131	43.52%
Hispanic	8	0	8	2.66%
Other	1	0	1	0.33%
Total	293	8	301	100.00%

Age

Age	Male	Female	Total	Percent
14	1	0	1	0.33%
17	3	0	3	1.00%
18-19	8	0	8	2.66%
20-29	94	3	97	32.23%
30-39	77	2	79	26.25%
40-49	60	3	63	20.93%
50-59	31	0	31	10.30%
60-69	14	0	14	4.65%
70-79	3	0	3	1.00%
80+	2	0	2	0.66%
Total	293	8	301	100.00%

Offense

Offense	Male	Female	Total	Percent
Child Molestation	5	0	5	1.66%
Child Pornography	4	0	4	1.33%
Computer Luring Of Child For Sexual Conduct	3	0	3	1.00%
Entice Child For Indecent Purposes	2	0	2	0.66%
Exploitation/Child	36	0	36	11.96%
Fondling	16	0	16	5.32%
Fondling A Child	13	0	13	4.32%
Forcible Sexual Intercourse	2	0	2	0.66%
Gratification/Lust	9	0	9	2.99%
Human Trafficking	1	1	2	0.66%
Kidnap Minor	3	0	3	1.00%
Rape	7	0	7	2.33%
Sexual Battery	116	4	120	39.87%
Statutory Rape	43	2	45	14.95%
Unlawful Touching/Child	30	1	31	10.30%
Video Voyeurism-Photographing Or Filming	3	0	3	1.00%
Total	293	8	301	100.00%

Length of Sentence

Offense	Average Sentence Length in Years
Child Molestation	6.6
Child Pornography	7.0
Computer Luring Of Child For Sexual Conduct	2.7
Entice Child For Indecent Purposes	4.5
Exploitation/Child	8.3
Fondling	5.3
Fondling A Child	7.0
Forcible Sexual Intercourse	35.0
Gratification/Lust	7.6
Human Trafficking	8.5
Kidnap Minor	14.0
Rape	15.0
Sexual Battery	12.7
Statutory Rape	9.0
Unlawful Touching/Child	7.0
Video Voyeurism-Photographing Or Filming	5.7

ADMISSIONS SEX OFFENDERS

Age at Sentence

Offense	Average Age at Time of Sentence
Child Molestation	49
Child Pornography	41
Computer Luring Of Child For Sexual Conduct	54
Entice Child For Indecent Purposes	42
Exploitation/Child	38
Fondling	42
Fondling A Child	38
Forcible Sexual Intercourse	38
Gratification/Lust	41
Human Trafficking	30
Kidnap Minor	42
Rape	38
Sexual Battery	37
Statutory Rape	28
Unlawful Touching/Child	42
Video Voyeurism-Photographing Or Filming	40

Primary Offenses

Male

Offense	Black	White	Hispanic	Other	Total
Child Molestation	2	3	0	0	5
Child Pornography	0	3	1	0	4
Computer Luring Of Child For Sexual Conduct	0	3	0	0	3
Entice Child For Indecent Purposes	0	2	0	0	2
Exploitation/Child	5	31	0	0	36
Fondling	6	10	0	0	16
Fondling A Child	6	7	0	0	13
Forcible Sexual Intercourse	1	1	0	0	2
Gratification/Lust	6	3	0	0	9
Human Trafficking	1	0	0	0	1
Kidnap Minor	2	1	0	0	3
Rape	6	1	0	0	7
Sexual Battery	53	58	4	1	116
Statutory Rape	30	12	1	0	43
Unlawful Touching/Child	11	17	2	0	30
Video Voyeurism-Photographing Or Filming	1	2	0	0	3
Total	130	154	8	1	293

Female

Offense	Black	White	Hispanic	Other	Total
Child Molestation	0	0	0	0	0
Child Pornography	0	0	0	0	0
Computer Luring Of Child For Sexual Conduct	0	0	0	0	0
Entice Child For Indecent Purposes	0	0	0	0	0
Exploitation/Child	0	0	0	0	0
Fondling	0	0	0	0	0
Fondling A Child	0	0	0	0	0
Forcible Sexual Intercourse	0	0	0	0	0
Gratification/Lust	0	0	0	0	0
Human Trafficking	1	0	0	0	1
Kidnap Minor	0	0	0	0	0
Rape	0	0	0	0	0
Sexual Battery	0	4	0	0	4
Statutory Rape	0	2	0	0	2
Unlawful Touching/Child	0	1	0	0	1
Video Voyeurism-Photographing Or Filming	0	0	0	0	0
Total	1	7	0	0	8

ADMISSIONS SEX OFFENDERS COUNTY OF CONVICTION

County	Offenders	Percent
Adams	5	1.66%
Alcorn	5	1.66%
Amite	1	0.33%
Benton	2	0.66%
Bolivar	2	0.66%
Calhoun	4	1.33%
Chickasaw	5	1.66%
Choctaw	1	0.33%
Claiborn	1	0.33%
Clay	4	1.33%
Coahoma	1	0.33%
Copiah	1	0.33%
+ Desoto	16	5.32%
Forrest	5	1.66%
Franklin	1	0.33%
Greene	1	0.33%
Grenada	2	0.66%
+ Hancock	8	2.66%
+ Harrison	21	6.98%
+ Hinds	25	8.31%
Holmes	2	0.66%
Humphreys	1	0.33%
Itawamba	5	1.66%
+ Jackson	33	10.96%
Jasper	1	0.33%
Jones	2	0.66%
Lafayette	1	0.33%
Lamar	3	1.00%
Lauderdale	5	1.66%

County	Offenders	Percent
Lawrence	1	0.33%
Leake	3	1.00%
+ Lee	7	2.33%
Leflore	2	0.66%
Lincoln	5	1.66%
Lowndes	5	1.66%
Madison	6	1.99%
Marion	2	0.66%
Marshall	4	1.33%
Monroe	6	1.99%
Neshoba	4	1.33%
Newton	4	1.33%
Noxubee	2	0.66%
Oktibbeha	3	1.00%
+ Panola	7	2.33%
+ Pearl	7	2.33%
Perry	2	0.66%
Pike	5	1.66%
Pontotoc	2	0.66%
Prentiss	7	2.33%
+ Rankin	8	2.66%
Scott	6	1.99%
Sharkey	2	0.66%
Simpson	2	0.66%
Stone	1	0.33%
Tate	1	0.33%
Tippah	3	1.00%
Tishomingo	1	0.33%

County	Offenders	Percent
Tunica	4	1.33%
+ Union	7	2.33%
Walthall	3	1.00%
Warren	6	1.99%
Washington	3	1.00%
Wayne	2	0.66%

County	Offenders	Percent
Winston	1	0.33%
Yalobusha	1	0.33%
Yazoo	2	0.66%
TOTAL	301	100.00%

(+ indicates the top 10 counties with highest admissions)

ADMISSIONS YOUTHFUL OFFENDERS

General Characteristics

Gender

Male	Female	Total
38	1	39

Race

Race	Male	Female	Total	Percent
White	3	0	3	7.69%
Black	34	1	35	89.74%
Hispanic	1	0	1	2.56%
Other	0	0	0	0.00%
Total	38	1	39	100.00%

Age

Age	Male	Female	Total	Percent
14	1	0	1	2.56%
15	4	0	4	10.26%
16	6	0	6	15.38%
17	27	1	28	71.79%
Total	38	1	39	100.00%

Primary Offenses

Offense	Male	Female	Total	Percent
Aggravated Assault	6	0	6	15.38%
Burglary	3	0	3	7.69%
Homicide/Manslaughter	5	0	5	12.82%
Other Property	3	0	3	7.69%
Possession Of Drugs	1	0	1	2.56%
Robbery	12	1	13	33.33%
Sex Offense	4	0	4	10.26%
Violent	4	0	4	10.26%
Total	38	1	39	100.00%

Length of Sentence

Offense	Average Sentence Length in Years
Aggravated Assault	7
Burglary	1
Homicide/Manslaughter	22
Other Property	1
Possession Of Drugs	0
Robbery	9
Sex Offense	13
Violent	1

Age at Sentence

Offense	Average Age at Time of Sentence
Aggravated Assault	17
Burglary	17
Homicide/Manslaughter	17
Other Property	17
Possession Of Drugs	17
Robbery	17
Sex Offense	16
Violent	16

ADMISSIONS YOUTHFUL OFFENDERS

Primary Offenses

Offense	Male	Female	Total	Percent
Aggravated Assault	6	0	6	15.38%
Burglary	3	0	3	7.69%
Homicide/Manslaughter	5	0	5	12.82%
Other Property	3	0	3	7.69%
Possession Of Drugs	1	0	1	2.56%
Robbery	12	1	13	33.33%
Sex Offense	4	0	4	10.26%
Violent	4	0	4	10.26%
Total	38	1	39	100.00%

Male

Offense	Black	White	Hispanic	Other	Total
Aggravated Assault	5	1	0	0	6
Burglary	3	0	0	0	3
Homicide/Manslaughter	5	0	0	0	5
Other Property	2	1	0	0	3
Possession Of Drugs	1	0	0	0	1
Robbery	11	1	0	0	12
Sex Offense	3	0	1	0	4
Violent	4	0	0	0	4
Total	34	3	1	0	38

Female

Offense	Black	White	Hispanic	Other	Total
Aggravated Assault	0	0	0	0	0
Homicide/Manslaughter	0	0	0	0	0
Other Property	0	0	0	0	0
Possession Of Drugs	0	0	0	0	0
Robbery	1	0	0	0	0
Sex Offense	0	0	0	0	0
Violent	0	0	0	0	0
Total	1	0	0	0	1

YOUTHFUL OFFENDERS COUNTY OF CONVICTION

County	Offenders	Percent
Adams	0	0.00%
+Alcorn	1	2.56%
Amite	0	0.00%
+Attala	1	2.56%
Benton	0	0.00%
Bolivar	0	0.00%
+Calhoun	1	2.56%
Carroll	0	0.00%
Chickasaw	0	0.00%
Choctaw	0	0.00%
Claiborn	0	0.00%
Clarke	0	0.00%
Clay	1	2.56%
Coahoma	0	0.00%
Copiah	0	0.00%
Covington	0	0.00%
Desoto	0	0.00%
+Forrest	3	7.69%
Franklin	0	0.00%
George	0	0.00%
Greene	0	0.00%
Grenada	1	2.56%
Hancock	0	0.00%
Harrison	0	0.00%
+Hinds	6	15.38%
Holmes	0	0.00%
Humphreys	0	0.00%
Issaquena	0	0.00%
Itawamba	0	0.00%
Jackson	0	0.00%
Jasper	0	0.00%
Jeff	0	0.00%
Jefferson	0	0.00%
Jones	0	0.00%
Kemper	0	0.00%
Lafayette	0	0.00%
Lamar	0	0.00%
+Lauderdale	4	10.26%
Lawrence	0	0.00%
Leake	0	0.00%
Lee	1	2.56%
Leflore	0	0.00%
Lincoln	0	0.00%

County	Offenders	Percent
Lowndes	0	0.00%
Madison	1	2.56%
Marion	0	0.00%
Marshall	0	0.00%
Monroe	0	0.00%
Montgomery	0	0.00%
Neshoba	0	0.00%
Newton	0	0.00%
Noxubee	0	0.00%
Oktibbeha	0	0.00%
Panola	0	0.00%
Pearl	0	0.00%
Perry	1	2.56%
+Pike	2	5.13%
Pontotoc	1	2.56%
Prentiss	1	2.56%
Quitman	0	0.00%
Rankin	1	2.56%
Scott	0	0.00%
Sharkey	0	0.00%
Simpson	0	0.00%
Smith	0	0.00%
Stone	0	0.00%
Sunflower	0	0.00%
Tallahatchie	0	0.00%
Tate	0	0.00%
Tippah	1	2.56%
Tishomingo	0	0.00%
+Tunica	2	5.13%
Unavailable	2	5.13%
Union	0	0.00%
Walthall	0	0.00%
+Warren	4	10.26%
+Washington	3	7.69%
Wayne	0	0.00%
Webster	0	0.00%
Wilkinson	0	0.00%
Winston	1	2.56%
Yalobusha	0	0.00%
Yazoo	0	0.00%
TOTAL	39	100.00%

(+ Indicates the top 10 counties with highest convictions)

ADMISSIONS OFFENDERS AGE 50 AND OVER

General Characteristics

Gender

Male	Female	Total
578	61	639

Race

Race	Male	Female	Total	Percent
White	240	43	283	44.29%
Black	330	18	348	54.46%
Hispanic	5	0	5	0.78%
Other	2	0	2	0.31%
Unknown Race	1	0	1	0.16%
Total	578	61	639	100.00%

Age

Age	Male	Female	Total	Percent
50-59	468	57	525	82.16%
60-69	100	4	104	16.28%
70-79	8	0	8	1.25%
80+	2	0	2	0.31%
Total	578	61	639	100.00%

Primary Offense

Offense	Male	Female	Total	Percent
Aggravated Assault	33	1	34	5.32%
Burglary	60	3	63	9.86%
Drug Intent	29	2	31	4.85%
Homicide/Manslaughter	16	3	19	2.97%
Other Property	229	26	255	39.91%
Possession of Drugs	65	11	76	11.89%
Robbery	11	0	11	1.72%
Sale of Drugs	65	14	79	12.36%
Sex Offense	50	0	50	7.82%
Violent	20	1	21	3.29%
Total	578	61	639	100.00%

Length of Sentence

Offense	Average Sentence Length in Years
Aggravated Assault	10
Burglary	6
Drug Intent	8
Homicide/Manslaughter	32
Other Property	4
Possession of Drugs	5
Robbery	12
Sale of Drugs	7
Sex Offense	9
Violent	9

Age at Sentence

Offense	Average Age at Time of Sentence
Aggravated Assault	55
Burglary	53
Drug Intent	53
Homicide/Manslaughter	48
Other Property	55
Possession of Drugs	54
Robbery	53
Sale of Drugs	55
Sex Offense	59
Violent	55

ADMISSIONS OFFENDERS AGE 50 AND OVER

Primary Offenses

Offense	Male	Female	Total	Percent
Aggravated Assault	33	1	34	5.32%
Burglary	60	3	63	9.86%
Drug Intent	29	2	31	4.85%
Homicide/Manslaughter	16	3	19	2.97%
Other Property	229	26	255	39.91%
Possession of Drugs	65	11	76	11.89%
Robbery	11	0	11	1.72%
Sale of Drugs	65	14	79	12.36%
Sex Offense	50	0	50	7.82%
Violent	20	1	21	3.29%
Total	578	61	639	100.00%

Male

Offense	Black	White	Hispanic	Other	Total
Aggravated Assault	24	9	0	0	33
Burglary	43	16	0	1	60
Drug Intent	13	14	1	1	29
Homicide/Manslaughter	11	5	0	0	16
Other Property	129	98	2	0	229
Possession of Drugs	36	28	0	1	65
Robbery	10	1	0	0	11
Sale of Drugs	47	17	1	0	65
Sex Offense	11	38	1	0	50
Violent	6	14	0	0	20
Total	330	240	5	3	578

Female

Offense	Black	White	Hispanic	Other	Total
Aggravated Assault	0	1	0	0	1
Burglary	1	2	0	0	3
Drug Intent	1	1	0	0	2
Homicide/Manslaughter	2	1	0	0	3
Other Property	6	20	0	0	26
Possession of Drugs	3	8	0	0	11
Robbery	0	0	0	0	0
Sale of Drugs	4	10	0	0	14
Sex Offense	0	0	0	0	0
Violent	1	0	0	0	1
Total	18	43	0	0	61

ADMISSIONS OFFENDERS AGE 50 AND OVER COUNTY OF CONVICTION

County	Offenders	Percent
ADAMS	4	0.63%
ALCORN	6	0.94%
AMITE	3	0.47%
ATTALA	4	0.63%
BOLIVAR	3	0.47%
CALHOUN	3	0.47%
CARROLL	1	0.16%
CHICKASAW	5	0.78%
CHOCTAW	4	0.63%
CLAIBORN	1	0.16%
CLARKE	5	0.78%
CLAY	11	1.72%
COAHOMA	4	0.63%
COPIAH	5	0.78%
COVINGTON	2	0.31%
+DESOTO	28	4.38%
+FORREST	19	2.97%
FRANKLIN	2	0.31%
GEORGE	6	0.94%
GREENE	3	0.47%
GRENADA	2	0.31%
HANCOCK	6	0.94%
+HARRISON	74	11.58%
+HINDS	26	4.07%
HOLMES	1	0.16%
ISSAQUENA	1	0.16%
ITAWAMBA	6	0.94%
+JACKSON	30	4.69%
JASPER	2	0.31%
JEFF	1	0.16%
JEFFERSON	2	0.31%
+JONES	21	3.29%

County	Offenders	Percent
KEMPER	3	0.47%
+LAFAYETTE	16	2.50%
LAMAR	8	1.25%
LAUDERDALE	16	2.50%
LAWRENCE	2	0.31%
LEAKE	3	0.47%
LEE	12	1.88%
LINCOLN	12	1.88%
+LOWNDES	24	3.76%
+MADISON	23	3.60%
MARION	9	1.41%
MARSHALL	11	1.72%
MONROE	6	0.94%
MONTGOMERY	2	0.31%
NESHOBA	7	1.10%
NEWTON	3	0.47%
NOXUBEE	2	0.31%
OKTIBBEHA	11	1.72%
PANOLA	7	1.10%
PEARL	16	2.50%
PERRY	1	0.16%
PIKE	8	1.25%
PONTOTOC	7	1.10%
PRENTISS	10	1.56%
QUITMAN	4	0.63%
+RANKIN	31	4.85%
SCOTT	7	1.10%
SIMPSON	5	0.78%
STONE	4	0.63%
SUNFLOWER	5	0.78%
TALLAHATCHIE	3	0.47%
TATE	9	1.41%

County	Offenders	Percent
TIPPAH	3	0.47%
TISHOMINGO	3	0.47%
TUNICA	5	0.78%
UNAVAILABLE	2	0.31%
UNION	10	1.56%
WALTHALL	5	0.78%
WARREN	13	2.03%
WASHINGTON	10	1.56%
WAYNE	3	0.47%

County	Offenders	Percent
WEBSTER	1	0.16%
WINSTON	3	0.47%
YALOBUSHA	1	0.16%
YAZOO	2	0.31%
Total	639	100.00%

(+ indicates the top 10 counties with highest admissions)



Inmate Releases

RELEASES GENERAL CHARACTERISTICS

Gender

Male	Female	Total
8,328	1,004	9,332

Race

Race	Male	Female	Total	Percent
White	3,126	644	3,770	40.40%
Black	5,111	354	5,465	58.56%
Hispanic	65	4	69	0.74%
Other	24	2	26	0.28%
Unknown	2	0	2	0.02%
Total	8,328	1,004	9,332	100.00%

Age

Age	Male	Female	Total	Percent
16	2	0	2	
17	7	0	7	0.08%
18-19	96	5	101	1.08%
20-29	3056	303	3359	35.99%
30-39	2711	376	3087	33.08%
40-49	1479	222	1701	18.23%
50-59	790	85	875	9.38%
60-69	163	11	174	1.86%
70-79	24	2	26	0.28%
80+	0	0	0	0.00%
Total	8,328	1,004	9,332	100.00%

Type of Offense

Offense	Male	Female	Total	Percent
Aggravated Assault	337	28	365	3.91%
Burglary	1869	95	1964	21.05%
Drug Intent	724	75	799	8.56%
Homicide/Manslaughter	137	24	161	1.73%
Other Property	2266	412	2678	28.70%
Possession Of Drugs	1329	207	1536	16.46%
Robbery	457	23	480	5.14%
Sale Of Drugs	661	82	743	7.96%
Sex Offense	284	7	291	3.12%
Violent	264	51	315	3.38%
Total	8328	1004	9332	100.00%

Age at Sentence

Offense	Average Age at Time of Sentence
Aggravated Assault	33
Burglary	29
Drug Intent	33
Homicide/Manslaughter	31
Other Property	35
Possession Of Drugs	34
Robbery	26
Sale Of Drugs	33
Sex Offense	33
Violent	31

RELEASES PRIMARY OFFENSES

Offense	Male	Female	Total	Percent
Aggravated Assault	337	28	365	3.91%
Burglary	1869	95	1964	21.05%
Drug Intent	724	75	799	8.56%
Homicide/Manslaughter	137	24	161	1.73%
Other Property	2266	412	2678	28.70%
Possession Of Drugs	1329	207	1536	16.46%
Robbery	457	23	480	5.14%
Sale Of Drugs	661	82	743	7.96%
Sex Offense	284	7	291	3.12%
Violent	264	51	315	3.38%
Total	8328	1004	9332	100.00%

RELEASES LENGTH OF SENTENCE

Male

Sentence Length	Black	White	Hispanic	Other	Total
Less than 1 year	518	474	4	9	1005
1 - 2 years	1023	599	11	3	1636
3-5 years	1975	1172	22	9	3178
6-10 years	1152	690	25	3	1870
11 - 20 years	392	161	3	0	556
21-30 years	33	15	0	0	48
Greater than 30 years	10	0	0	0	10
Life	15	11	0	0	26
Death	0	1	0	0	1
Total	5118	3123	65	24	8330

Female

Sentence Length	Black	White	Hispanic	Other	Total
Less than 1 year	40	113	1	1	155
1 - 2 years	100	200	0	0	300
3-5 years	139	217	3	0	359
6-10 years	54	99	0	1	154
11 - 20 years	21	11	0	0	32
21-30 years	0	0	0	0	0
Greater than 30 years	0	0	0	0	0
Life	0	1	0	0	1
Death	0	1	0	0	1
Total	354	642	4	2	1002

RELEASES EXIT TYPE

Exit Type	Total	Percent
OTHER	219	2.35%
ERS	1323	14.18%
EXPIRATION OF SENTENCE	797	8.54%
HOUSE ARREST	271	2.90%
PAROLE	4594	49.23%
PAROLE CONTINUED	69	0.74%
PROBATION	2059	22.06%
TOTAL	9332	100.00%



RELEASES COUNTY OF CONVICTIONS

County	Offenders	Percent
Adams	81	0.87%
Alcorn	121	1.30%
Amite	35	0.38%
Attala	64	0.69%
Benton	19	0.20%
Bolivar	79	0.85%
Calhoun	60	0.64%
Carroll	24	0.26%
Chickasaw	68	0.73%
Choctaw	8	0.09%
Claiborn	16	0.17%
Clarke	42	0.45%
Clay	79	0.85%
Coahoma	75	0.80%
Copiah	64	0.69%
Covington	33	0.35%
+ Desoto	455	4.88%
+ Forrest	376	4.03%
Franklin	23	0.25%
George	53	0.57%
Greene	24	0.26%
Grenada	60	0.64%
Hancock	137	1.47%
+ Harrison	938	10.05%
+ Hinds	429	4.60%
Holmes	41	0.44%
Humphreys	15	0.16%
Issaquena	3	0.03%
Itawamba	64	0.69%
+ Jackson	545	5.84%
Jasper	31	0.33%
Jeff	20	0.21%
Jefferson	15	0.16%

County	Offenders	Percent
Jones	226	2.42%
Kemper	20	0.21%
Lafayette	82	0.88%
Lamar	150	1.61%
+ Lauderdale	332	3.56%
Lawrence	26	0.28%
Leake	61	0.65%
+ Lee	332	3.56%
Leflore	83	0.89%
Lincoln	132	1.41%
+ Lowndes	254	2.72%
+ Madison	266	2.85%
Marion	103	1.10%
Marshall	105	1.13%
Monroe	102	1.09%
Montgomery	30	0.32%
Neshoba	92	0.99%
Newton	58	0.62%
Noxubee	18	0.19%
Oktibbeha	142	1.52%
Out-Of-State	1	0.01%
Panola	133	1.43%
Pearl	194	2.08%
Perry	42	0.45%
Pike	212	2.27%
Pontotoc	120	1.29%
Prentiss	106	1.14%
Quitman	22	0.24%
+ Rankin	485	5.20%
Scott	78	0.84%
Sharkey	17	0.18%
Simpson	54	0.58%
Smith	19	0.20%

County	Offenders	Percent
Stone	60	0.64%
Sunflower	68	0.73%
Tallahatchie	35	0.38%
Tate	90	0.96%
Tippah	57	0.61%
Tishomingo	53	0.57%
Tunica	52	0.56%
Unavailable	52	0.56%
Union	106	1.14%
Walthall	39	0.42%
Warren	149	1.60%

County	Offenders	Percent
Washington	176	1.89%
Wayne	42	0.45%
Webster	24	0.26%
Wilkinson	7	0.08%
Winston	58	0.62%
Yalobusha	29	0.31%
Yazoo	41	0.44%
Total		
	9332	100.00%

(+ indicates the top 10 counties with highest convictions)

RELEASES DRUG OFFENDERS

Gender

Male	Female	Total
2713	363	3076

Race

Race	Male	Female	Total	Percent
White	986	267	1253	40.73%
Black	1691	94	1785	58.03%
Hispanic	27	1	28	0.91%
Other	9	1	10	0.33%
Total	2713	363	3076	100.00%

Age

Age	Male	Female	Total	Percent
16-17	1	0	1	0.03%
18-19	6	0	6	0.20%
20-29	794	108	902	29.32%
30-39	1102	126	1228	39.92%
40-49	518	88	606	19.70%
50-59	244	38	282	9.17%
60-69	45	3	48	1.56%
70-79	3	0	3	0.10%
80+	0	0	0	0.00%
Total	2713	363	3076	100.00%

RELEASES DRUG PRIMARY OFFENSES

Offense	Male	Female	Total	Total Percent
Drug Intent	724	76	800	26.01%
Possession of Drugs	1329	205	1534	49.87%
Sale of Drugs	660	82	742	24.12%
Total	2713	363	3076	100.00%

Male

Offense	Black	White	Hispanic	Other	Total
Drug Intent	363	347	12	2	724
Possession of Drugs	822	490	12	5	1329
Sale of Drugs	506	149	3	2	660
Total	1691	986	27	9	2713

Female

Offense	Black	White	Hispanic	Other	Total
Drug Intent	9	67	0	0	76
Possession of Drugs	58	146	1	0	205
Sale of Drugs	27	54	0	1	82
Total	94	267	1	1	363

RELEASES DRUG OFFENDERS COUNTY OF CONVICTION

County	Offenders	Percent
Adams	23	0.75%
Alcorn	47	1.53%
Amite	5	0.16%
Attala	14	0.46%
Benton	5	0.16%
Bolivar	15	0.49%
Calhoun	20	0.65%
Carroll	3	0.10%
Chickasaw	30	0.98%
Choctaw	1	0.03%
Claiborn	1	0.03%
Clarke	8	0.26%
Clay	30	0.98%
Coahoma	11	0.36%
Copiah	14	0.46%
Covington	11	0.36%
+ Desoto	135	4.39%
+ Forrest	112	3.64%
Franklin	3	0.10%
George	31	1.01%
Greene	15	0.49%
Grenada	19	0.62%
+ Hancock	89	2.89%
+ Harrison	405	13.17%
Hinds	95	3.09%
Holmes	6	0.20%
Humphreys	3	0.10%
Issaquena	1	0.03%
Itawamba	23	0.75%
+ Jackson	202	6.57%
Jasper	15	0.49%
Jeff	5	0.16%
Jefferson	1	0.03%

County	Offenders	Percent
Jones	47	1.53%
Kemper	3	0.10%
Lafayette	30	0.98%
Lamar	49	1.59%
+ Lauderdale	85	2.76%
Lawrence	7	0.23%
Leake	21	0.68%
+ Lee	139	4.52%
Leflore	26	0.85%
Lincoln	53	1.72%
+ Lowndes	93	3.02%
+ Madison	85	2.76%
Marion	26	0.85%
Marshall	36	1.17%
Monroe	35	1.14%
Montgomery	5	0.16%
Neshoba	22	0.72%
Newton	20	0.65%
Noxubee	3	0.10%
Oktibbeha	44	1.43%
Panola	47	1.53%
Pearl	82	2.67%
Perry	19	0.62%
Pike	63	2.05%
Pontotoc	48	1.56%
Prentiss	43	1.40%
Quitman	7	0.23%
+ Rankin	155	5.04%
Scott	25	0.81%
Simpson	24	0.78%
Smith	8	0.26%
Stone	26	0.85%
Sunflower	9	0.29%

County	Offenders	Percent
Tallahatchie	15	0.49%
Tate	21	0.68%
Tippah	24	0.78%
Tishomingo	14	0.46%
Tunica	14	0.46%
Unavailable	16	0.52%
Union	38	1.24%
Walthall	13	0.42%
Warren	49	1.59%
Washington	38	1.24%
Wayne	13	0.42%

County	Offenders	Percent
Webster	5	0.16%
Wilkinson	1	0.03%
Winston	16	0.52%
Yalobusha	10	0.33%
Yazoo	6	0.20%
Total		
	3076	100.00%

(+ indicates the top 10 counties with highest admissions)

RELEASES SEX OFFENDERS

Primary Offense

Offense	Male	Female	Total	Percent
Capital Rape	3	0	3	1.03%
Child Molestation	10	0	10	3.44%
Child Pornography	2	0	2	0.69%
Entice Child For Indecent Purposes	2	0	2	0.69%
Exploitation/Child	14	1	15	5.15%
Fondling	23	0	23	7.90%
Fondling A Child	7	0	7	2.41%
Gratification/Lust	12	1	13	4.47%
Kidnap Minor	1	0	1	0.34%
Rape	20	0	20	6.87%
Sex Assault	3	0	3	1.03%
Sexual Battery	83	3	86	29.55%
Statutory Rape	70	1	71	24.40%
Unlawful Touching/Child	32	1	33	11.34%
Video Voyeurism	2	0	2	0.69%
Total	284	7	291	100.00%

Male

Offense	Black	White	Hispanic	Other	Total
Capital Rape	1	2	0	0	3
Child Molestation	3	6	1	0	10
Child Pornography	0	2	0	0	2
Entice Child For Indecent Purposes	0	2	0	0	2
Exploitation/Child	2	12	0	0	14
Fondling	7	14	2	0	23
Fondling A Child	4	3	0	0	7
Gratification/Lust	4	7	1	0	12
Kidnap Minor	0	1	0	0	1
Rape	16	4	0	0	20
Sex Assault	3	0	0	0	3
Sexual Battery	36	47	0	0	83
Statutory Rape	42	25	3	0	70
Unlawful Touching/Child	10	21	0	1	32
Video Voyeurism	0	2	0	0	2
Total	128	148	7	1	284

Female

Offense	Black	White	Hispanic	Other	Total
Capital Rape	0	0	0	0	0
Child Molestation	0	0	0	0	0
Child Pornography	0	0	0	0	0
Entice Child For Indecent Purposes	0	0	0	0	0
Exploitation/Child	0	1	0	0	1
Fondling	0	0	0	0	0
Fondling A Child	0	0	0	0	0
Gratification/Lust	0	1	0	0	1
Kidnap Minor	0	0	0	0	0
Rape	0	0	0	0	0
Sex Assault	0	0	0	0	0
Sexual Battery	1	2	0	0	3
Statutory Rape	0	1	0	0	1
Unlawful Touching/Child	1	0	0	0	1
Video Voyeurism	0	0	0	0	0
Total	2	5	0	0	7

RELEASES SEX OFFENDERS

General Characteristics

Gender

Male	Female	Total
284	7	291

Race

Race	Male	Female	Total	Percent
White	148	5	153	52.58%
Black	128	2	130	44.67%
Hispanic	7	0	7	2.41%
Other	1	0	1	0.34%
Total	284	7	291	100.00%

Age

Age	Male	Female	Total	Percent
16-17	0	0	0	0.00%
18-19	6	0	6	2.06%
20-29	83	2	85	29.21%
30-39	68	4	72	24.74%
40-49	51	1	52	17.87%
50-59	41	0	41	14.09%
60-69	28	0	28	9.62%
70-79	7	0	7	2.41%
80+	0	0	0	0.00%
Total	284	7	291	100.00%

Primary Offense

Offense	Male	Female	Total	Percent
Capital Rape	3	0	3	1.03%
Child Molestation	10	0	10	3.44%
Child Pornography	2	0	2	0.69%
Entice Child For Indecent Purposes	2	0	2	0.69%
Exploitation/Child	14	1	15	5.15%
Fondling	23	0	23	7.90%
Fondling A Child	7	0	7	2.41%
Gratification/Lust	12	1	13	4.47%
Kidnap Minor	1	0	1	0.34%
Rape	20	0	20	6.87%
Sex Assault	3	0	3	1.03%
Sexual Battery	83	3	86	29.55%
Statutory Rape	70	1	71	24.40%
Unlawful Touching/Child	32	1	33	11.34%
Video Voyeurism	2	0	2	0.69%
Total	284	7	291	100.00%

RELEASES SEX OFFENDERS

Length of Sentence

Offense	Average Sentence Length in Years
Capital Rape	13
Child Molestation	13
Child Pornography	7
Entice Child For Indecent Purposes	4
Exploitation/Child	6
Fondling	6
Fondling A Child	4
Gratification/Lust	5
Kidnap Minor	20
Rape	22
Sex Assault	17
Sexual Battery	7
Statutory Rape	6
Unlawful Touching/Child	5
Video Voyeurism	1

Average Age at Time of Offense

Offense	Average Age at Time of Offense
Capital Rape	31
Child Molestation	38
Child Pornography	25
Entice Child For Indecent Purposes	28
Exploitation/Child	42
Fondling	36
Fondling A Child	28
Gratification/Lust	33
Kidnap Minor	31
Rape	27
Sex Assault	36
Sexual Battery	31
Statutory Rape	25
Unlawful Touching/Child	35
Video Voyeurism	32

RELEASES SEX OFFENDERS COUNTY OF CONVICTIONS

County	Offenders	Percent
Adams	2	0.69%
Alcorn	1	0.34%
Amite	2	0.69%
Attala	7	2.41%
Benton	1	0.34%
Bolivar	1	0.34%
Calhoun	3	1.03%
Carroll	1	0.34%
Chickasaw	4	1.37%
Claiborn	1	0.34%
Clarke	2	0.69%
Clay	3	1.03%
Coahoma	1	0.34%
+ Desoto	9	3.09%
Forrest	7	2.41%
Franklin	1	0.34%
George	2	0.69%
Grenada	3	1.03%
Hancock	5	1.72%
+ Harrison	23	7.90%
+ Hinds	21	7.22%
Holmes	2	0.69%
Itawamba	2	0.69%
+ Jackson	10	3.44%
Jasper	1	0.34%
Jefferson	3	1.03%
+ Jones	10	3.44%

County	Offenders	Percent
Lafayette	7	2.41%
Lamar	3	1.03%
+ Lauderdale	16	5.50%
Lawrence	2	0.69%
Leake	2	0.69%
+ Lee	8	2.75%
Leflore	3	1.03%
Lincoln	3	1.03%
Lowndes	5	1.72%
Madison	5	1.72%
Marion	6	2.06%
Marshall	2	0.69%
Monroe	5	1.72%
Montgomery	3	1.03%
Neshoba	2	0.69%
Newton	2	0.69%
Oktibbeha	4	1.37%
Panola	1	0.34%
Pearl	5	1.72%
Perry	3	1.03%
Pike	2	0.69%
+ Pontotoc	8	2.75%
Prentiss	5	1.72%
Quitman	1	0.34%
+ Rankin	14	4.81%
+ Scott	7	2.41%
Sharkey	1	0.34%

County	Offenders	Percent
Smith	1	0.34%
Stone	3	1.03%
Sunflower	2	0.69%
Tallahatchie	2	0.69%
Tate	2	0.69%
Tippah	4	1.37%
Tishomingo	3	1.03%
Tunica	1	0.34%
Union	2	0.69%
Walthall	1	0.34%
Warren	4	1.37%
Washington	7	2.41%

County	Offenders	Percent
Wilkinson	1	0.34%
Winston	2	0.69%
Yalobusha	1	0.34%
Yazoo	2	0.69%
TOTAL	291	100.00%

("+" indicates the top 10 counties with highest convictions)

RELEASES YOUTHFUL OFFENDERS

General Characteristics

Gender

Male	Female	Total
8	0	8

Race

Race	Male	Female	Total	Percent
White	2	0	2	25.00%
Black	6	0	6	75.00%
Hispanic	0	0	0	0.00%
Other	0	0	0	0.00%
Total	8	0	8	100.00%

Age

Age	Male	Female	Total	Percent
16	1	0	1	12.50%
17	7	0	7	87.50%
Total	8	0	8	100.00%

Primary Offense

Offense	Male	Female	Total	Percent
Aggravated Assault	1	0	1	12.50%
Burglary	3	0	3	37.50%
Other Property	1	0	1	12.50%
Possession Of Drugs	1	0	1	12.50%
Robbery	1	0	1	12.50%
Violent	1	0	1	12.50%
Total	8	0	8	100.00%

Male

Offense	Black	White	Hispanic	Other	Total
Aggravated Assault	1	0	0	0	1
Burglary	2	1	0	0	3
Other Property	0	1	0	0	1
Possession Of Drugs	1	0	0	0	1
Robbery	1	0	0	0	1
Violent	1	0	0	0	1
Total	6	2	0	0	8

Length of Sentence

Offense	Average Sentence Length in Years
Aggravated Assault	2
Burglary	2
Other Property	0
Possession Of Drugs	0
Robbery	2
Violent	0

Average Age at Time of Offense

Offense	Average Age at Time of Offense
Aggravated Assault	16
Burglary	16
Other Property	16
Possession Of Drugs	17
Robbery	14
Violent	14

County of Conviction

County	Offenders	Percent
CHICKASAW	1	12.50%
DESOTO	1	12.50%
LAUDERDALE	1	12.50%
MADISON	1	12.50%
MARSHALL	1	12.50%
TIPPAH	1	12.50%
UNAVAILABLE	1	12.50%
WARREN	1	12.50%
TOTAL	8	100.00%

RELEASES OFFENDERS AGE 50 AND OVER

General Characteristics

Gender

Male	Female	Total
977	98	1,075

Race

Race	Male	Female	Total	Percent
White	402	66	468	43.53%
Black	566	32	598	55.63%
Hispanic	5	0	5	0.47%
Other	4	0	4	0.37%
Total	977	98	1,075	100.00%

Age

Age	Male	Female	Total	Percent
50-55	604	64	668	62.14%
56-60	226	22	248	23.07%
61-65	90	7	97	9.02%
66-70	38	3	41	3.81%
71-75	11	2	13	1.21%
76-80	8	0	8	0.74%
Over 80	0	0	0	0.00%
Total	977	98	1,075	100.00%

Offense

Offense	Male	Female	Total	Percent
Aggravated Assault	51	3	54	5.02%
Burglary	131	4	135	12.56%
Drug Intent	73	5	78	7.26%
Homicide/Manslaughter	28	5	33	3.07%
Other Property	345	41	386	35.91%
Possession Of Drugs	142	21	163	15.16%
Robbery	27	1	28	2.60%
Sale Of Drugs	77	15	92	8.56%
Sex Offense	76	0	76	7.07%
Violent	27	3	30	2.79%
Total	977	98	1,075	100.00%

Length of Sentence

Offense	Average Length of Sentence in Years
Aggravated Assault	10
Burglary	8
Drug Intent	11
Homicide/Manslaughter	28
Other Property	4
Possession Of Drugs	6
Robbery	15
Sale Of Drugs	9
Sex Offense	14
Violent	9

Age at Sentence

Offense	Average Age at Time of Sentence
Aggravated Assault	51
Burglary	50
Drug Intent	52
Homicide/Manslaughter	45
Other Property	54
Possession Of Drugs	52
Robbery	43
Sale Of Drugs	51
Sex Offense	50
Violent	50

RELEASES OFFENDERS AGE 50 AND OVER

Primary Offenses

Offense	Male	Female	Total	Percent
Aggravated Assault	51	3	54	5.02%
Burglary	131	4	135	12.56%
Drug Intent	73	5	78	7.26%
Homicide/Manslaughter	28	5	33	3.07%
Other Property	345	41	386	35.91%
Possession Of Drugs	142	21	163	15.16%
Robbery	27	1	28	2.60%
Sale Of Drugs	77	15	92	8.56%
Sex Offense	76	0	76	7.07%
Violent	27	3	30	2.79%
Total	977	98	1,075	100.00%

Male

Offense	Black	White	Hispanic	Other	Total
Aggravated Assault	30	20	0	1	51
Burglary	85	43	1	2	131
Drug Intent	40	32	1	0	73
Homicide/Manslaughter	21	7	0	0	28
Other Property	190	153	2	0	345
Possession Of Drugs	87	55	0	0	142
Robbery	24	3	0	0	27
Sale Of Drugs	54	23	0	0	77
Sex Offense	24	50	1	1	76
Violent	11	16	0	0	27
Total	566	402	5	4	977

Female

Offense	Black	White	Hispanic	Other	Total
Aggravated Assault	2	1	0	0	3
Burglary	2	2	0	0	4
Drug Intent	1	4	0	0	5
Homicide/Manslaughter	3	2	0	0	5
Other Property	12	29	0	0	41
Possession Of Drugs	6	15	0	0	21
Robbery	0	1	0	0	1
Sale Of Drugs	5	10	0	0	15
Sex Offense	0	0	0	0	0
Violent	1	2	0	0	3
Total	32	66	0	0	98

RELEASES OFFENDERS AGE 50 AND OVER COUNTY OF CONVICTION

County	Offenders	Percent
Adams	9	0.79%
Alcorn	20	1.75%
Amite	3	0.26%
Attala	8	0.70%
Benton	1	0.09%
Bolivar	8	0.70%
Calhoun	8	0.70%
Carroll	2	0.17%
Chickasaw	16	1.40%
Clarke	1	0.09%
Clay	11	0.96%
Coahoma	7	0.61%
Copiah	6	0.52%
Covington	2	0.17%
+Desoto	45	3.93%
+Forrest	48	4.19%
Franklin	3	0.26%
George	7	0.61%
Greene	2	0.17%
Grenada	9	0.79%
Hancock	14	1.22%
+Harrison	150	13.10%
+Hinds	60	5.24%
Holmes	2	0.17%
Issaquena	1	0.09%
Itawamba	9	0.79%
+Jackson	54	4.72%
Jasper	4	0.35%
Jeff	1	0.09%
Jefferson	1	0.09%

County	Offenders	Percent
+Jones	34	2.97%
Kemper	2	0.17%
Lafayette	15	1.31%
Lamar	12	1.05%
+Lauderdale	33	2.88%
Lawrence	2	0.17%
Leake	4	0.35%
+Lee	27	2.36%
Leflore	5	0.44%
Lincoln	13	1.14%
Lowndes	26	2.27%
Madison	23	2.01%
Marion	13	1.14%
Marshall	8	0.70%
Monroe	13	1.14%
Montgomery	10	0.87%
Neshoba	12	1.05%
Newton	6	0.52%
Noxubee	3	0.26%
Oktibbeha	21	1.83%
Panola	13	1.14%
Pearl	20	1.75%
Perry	6	0.52%
+Pike	26	2.27%
Pontotoc	14	1.22%
Prentiss	11	0.96%
Quitman	2	0.17%
+Rankin	68	5.94%
Scott	4	0.35%
Sharkey	2	0.17%

County	Offenders	Percent
Simpson	3	0.26%
Smith	1	0.09%
Stone	9	0.79%
Sunflower	12	1.05%
Tallahatchie	3	0.26%
Tate	7	0.61%
Tippah	6	0.52%
Tishomingo	4	0.35%
Tunica	8	0.70%
Unavailable	1	0.09%
Union	9	0.79%
Walthall	4	0.35%
Warren	9	0.79%

County	Offenders	Percent
Washington	12	1.05%
Wayne	5	0.44%
Webster	6	0.52%
Winston	8	0.70%
Yalobusha	5	0.44%
Yazoo	3	0.26%
TOTAL	1,075	100.00%

(“+” indicates the top 10 counties with highest admissions)



Produced by the
Mississippi Department of Corrections
633 N. State Street • Jackson, MS 39202