



MISSISSIPPI

Department of Corrections

Fiscal Year 2007

Annual Report

This publication prepared by the
Mississippi Department of Corrections
Policy, Planning, Research & Evaluation Division

Haley Reeves Barbour, Governor
Christopher Bernard Epps, Commissioner

Mississippi Department of Corrections
723 North President Street
Jackson, MS 39202
601.359.5600
www.mdoc.state.ms.us

Cover Photograph

The Mississippi Department of Corrections wishes to express its appreciation to David Reilly with the Mississippi Legislative Budget Office for the use of his photograph on the front cover of the Fiscal Year 2007 Annual Report.

Additional Copies

Additional copies of the Fiscal Year 2007 Annual Report can be obtained from the Policy, Planning, Research and Evaluation Department or accessed via the Internet at www.mdoc.state.ms.us.



MISSISSIPPI



Dear Fellow Mississippians:

I am proud to present the Fiscal Year 2007 Annual Report on behalf of the Mississippi Department of Corrections (MDOC). This thorough report profiles the agency's accomplishments and performance indicators from July 1, 2006, through June 30, 2007; is filled with a collection of data reflecting the state's felony population; and provides definitions of correctional terminology that I trust you will find helpful.

Fiscal Year 2007 has been a year filled with encouraging achievement.

MDOC has successfully retained accreditation through the American Correctional Association (ACA) at all three (3) of the state prisons, sixteen (16) of the state's seventeen (17) community work centers, and two (2) of the four (4) restitution centers. All of the state's eleven (11) county regional facilities and each of the six (6) private prisons have met accepted correctional standards and received ACA accreditation. MDOC is currently working towards ACA accreditation for MDOC Headquarters, Community Corrections Probation and Parole Field Services, and the Flowood Restitution/Community Work Center.

All three (3) state prisons remain accredited by the National Commission on Correctional Health Care for meeting correctional healthcare standards and for providing quality healthcare to offenders.

In cooperation with the Mississippi Department of Human Services (MDHS), MDOC established a Fatherhood Initiative at the Mississippi State Penitentiary. The nine week collaborative pre-release program focuses on teaching inmate fathers the importance of taking an active role in their children's lives. The initiative is one of several MDOC programs offered to help inmates become productive citizens upon reentry into society.

Over the course of the past year, MDOC successfully increased inmate graduations by 8% in Adult Basic Education, Vocational Trades and Alcohol and Drug programs. There were 3,773 inmates awarded certificates for these three programs: General Education Development (GED) - 614 inmate graduates; Vocational Trades - 524 inmate graduates; Alcohol and Drug - 2,635 inmate graduates.

Mississippi State Penitentiary (MSP) held its first graduation ceremony, May 23, 2007, for the MSP Extension Center Faith Based Initiative Program. Of the thirty-five (35) inmate students who began the program in 2004, seventeen (17) received Associate of Christian Ministry degrees. The commencement service marked the successful completion of the program's thorough three-year curriculum which requires three courses of study per semester the first year and five courses per semester thereafter.

The MDOC victim services division continued its effort to bring inmates face to face with crime victimization by conducting a Victim Impact Panel forum at the Mississippi State Penitentiary. The panel, consisting of survivors and victims of crime, was the first to be held at Parchman. Since the creation of the victim services division in November of 2000, more than 3,400 crime victims have registered for services with MDOC.

Inmate workforces continued to provide Katrina relief for communities along the Mississippi Gulf Coast. To date, free inmate labor has provided over \$16 million in cost avoidance for local governments related to Hurricane Katrina, a considerable savings to Mississippi taxpayers.

Offenders in the state's community work centers provided \$16,891,490.15 in free labor to local, county, state and non-profit charitable organizations during the fiscal year.

Looking ahead, the Mississippi Department of Corrections pledges to continue carrying out its mission with purpose, enthusiasm and hard work. We remain committed to maintaining high standards of accountability and excellence in public service.

Sincerely,

A handwritten signature in black ink that reads "Christopher B. Epps". The signature is written in a cursive style with a large initial "C" and a distinct "Epps" at the end.

Christopher B. Epps, Commissioner

TABLE OF CONTENTS

Mission Statement	*	1
Biography - Christopher B. Epps	*	2 - 3
Deputy Commissioners	*	4
Fiscal Year 2007 Major Accomplishments	*	5 - 7
Correctional Terminology	*	8 - 11
Map - Facilities Housing MDOC Offenders	*	12
Administration and Finance Division	*	13
Cost Per Day by Program	*	14 - 15
Program Costs Incurred by Fund & Category	*	16 - 17
Cost for State Operated Beds	*	18
Certified Public Manager & Administrative Support	*	19
Filled Positions vs. Authorized Positions	*	20 - 21
Community Corrections Division	*	23
Programs	*	24 - 25
Active Supervised Population, Investigations & Urinalysis Screening	*	26
Caseloads and Collections	*	27
ISP Placement by Court	*	28 - 33
ISP Placement by MDOC	*	34 - 39
Interstate Compact	*	40 - 42
Facilities-Community Work Centers & Restitution Centers	*	43
Community Work Center Inmate Labor	*	44
Restitution Center Disbursements	*	44

Institutions	*	45
State Prisons	*	46
Private Prisons	*	47 - 49
County Regional Facilities	*	50 - 55
Prison Agriculture Enterprises	*	56 - 58
Treatment Programs	*	59 - 60
Educational Programs	*	61 - 67
Inmate Population	*	69
General Characteristics	*	70 - 71
County of Conviction	*	72 - 73
Age of Offenders	*	74 - 75
Custody of Offenders	*	76 - 77
Sentence Length of Offenders	*	78
Medical Class of Offenders	*	79
Primary Offenses of Offenders	*	80
Average Monthly Population	*	81
Inmate Admissions	*	83
General Characteristics	*	84 - 89
Drug Offenders	*	91 - 96
Sex Offenders	*	97 - 104
Youthful Offenders	*	105 - 110
Offenders Age 50 and Over	*	111 - 116
Inmate Releases	*	117
General Characteristics	*	118 - 125
Drug Offenders	*	127 - 132
Sex Offenders	*	133 - 140
Youthful Offenders	*	141 - 146
Offenders Age 50 and Over	*	147 - 152

Mississippi Department Of Corrections

Mission Statement

To provide and promote public safety through efficient and effective offender custody, care, control and treatment consistent with sound correctional principles and constitutional practices.

Vision Statement

The Mississippi Department of Corrections is a model professional agency that adheres to the values of integrity, honesty and openness in all its practices.

As correctional leaders, we believe the safety of the public is of paramount importance and fundamental to our mission.

Recognizing that people make up organizations, we value all our employees and are committed to their professional development and well being.

We are committed to assisting offenders in becoming productive, law-abiding citizens.

As an agency, we provide excellence in public service and strive to continually improve.

Core Values

- Integrity** - In the behavior, actions and decisions of our employees.
- Fairness** - In the consistent treatment of employees, offenders and our dealings with the public.
- Dependability** - In doing those things that are necessary to fulfill our mission.
- Respect** - In our relationships with each other and those we serve.
- Competence** - In the performance of our duties and responsibilities.
- Openness** - In all of our communications.

COMMISSIONER OF CORRECTIONS

Christopher B. Epps



Christopher B. Epps was appointed Commissioner of the Mississippi Department of Corrections (MDOC) by former Governor Ronnie Musgrove on August 30, 2002. He was reappointed to the post on January 13, 2004 by Governor Haley R. Barbour.

Commissioner Epps started his career with the Mississippi Department of Corrections (MDOC) in 1982 as a correctional officer at the Mississippi State Penitentiary. His extensive corrections experience with the MDOC includes: Chief of Staff, Deputy Commissioner of Institutions, Deputy Commissioner of Community Corrections, Director of Offender Services, Deputy Superintendent, Corrections Case Management Supervisor, Director of Treatment Services and Corrections Case Manager. Additionally, he has served as Disciplinary Hearing Officer/Investigator and Director of Records for the agency.

COMMISSIONER OF CORRECTIONS

Commissioner Epps has held various leadership positions throughout his career in corrections and in the military. Having served in the armed forces since 1984, Commissioner Epps is a commissioned officer in the Mississippi Army National Guard assigned to the Recruitment & Retention Division at the Joint Forces Headquarters in Jackson, Mississippi. The commissioner is a member of the Association of State Correctional Administrators (ASCA), serving on the Correctional Industries, Research & Technology, Re-entry & Community Corrections, and the Program & Training Committees. He serves as an Auditor with the American Correctional Association (ACA), was elected in 2006 to serve on the ACA Nominating Committee, and in June 2004, he was elected to the Commission on Accreditation for Corrections of the American Correctional Association for the term of 2004 – 2008. In 2007 he was appointed to the Executive Committee for the Commission. Additionally, he serves on the Board for Alcohol Services, Mississippi Prison Industries, the Mississippi Drug Court Advisory Committee, and is a mentor with Big Brother / Big Sister of Mississippi. Other appointments consist of serving on the Council of Advisors for the College of Public Service at Jackson State University; and appointments by Governor Haley Barbour to the State Workforce Investment Board, and the Interstate Commission for Adult Offender Supervision (ICAOS) as Mississippi's representative. He was elected to serve as Vice-Chairman of the Wireless Communications Commission (WCC) and is a member of the Joint Terrorism Task Force (JTTF). Former Chairman of the Victim Services Committee for ASCA, the commissioner has also served ACA as the Chairman of Workforce Development and as Chairman of the Adults Standards Committee.

Commissioner Epps' list of accomplishments and awards are numerous and include being named "Humanitarian of the Year" in 2007 by the Mississippi Association of Professionals in Corrections (MAPC) as well as "Professional of the Year" in 2000 and 2004; one of the "50 Most Influential African Americans in Mississippi" by BlackMississippi.com and 2004 recipient of "The Distinguished Public Service Award" by the University of Southern Mississippi (USM), Department of Criminal Justice for his contributions to the criminal justice system. Additional honors include: an Army Commendations Medal; Army Achievement Medal with Oak Leaf Cluster; Army Reserve Component Achievement Medal with Oak Leaf Cluster; National Defense Service Medal; NCO Professional Development Ribbon; Army Service Ribbon; Mississippi Medal of Efficiency; Mississippi War Medal; and the Mississippi Longevity Medal with Oak Leaf Cluster. Commissioner Epps was awarded the honorary title "Kentucky Colonel" in 2007 by Kentucky Governor Ernie Fletcher.

Commissioner Epps' correctional/civilian affiliations include the American Correctional Association (ACA), Association of State Corrections Administrators (ASCA), North American Association of Wardens and Superintendents (NAAWS), Southern States Correctional Association (SSCA), and Mississippi Association of Professionals in Corrections (MAPC), the Correctional Peace Office Foundation (CPO), the National Guard Association of Mississippi and the National Guard Association of the United States.

A native of Tchula, MS, Commissioner Epps is a graduate of Liberty University in Lynchburg, Virginia with a Master of Arts degree in Guidance and Counseling. He received his Bachelor of Science Degree in Elementary Education from Mississippi Valley State University.

Commissioner Epps is married to Catherlean Sanders Epps and they have two sons, Chris and Tracey.

DEPUTY COMMISSIONERS

Richard D. McCarty, Deputy Commissioner – Administration & Finance

Lora H. Cole, Deputy Commissioner – Community Corrections

Emmitt L. Sparkman, Deputy Commissioner – Institutions

Richard D. McCarty has served as the Deputy Commissioner of Administration & Finance since January 1999. Prior to his appointment to Deputy Commissioner, Mr. McCarty was the Fiscal Comptroller for the agency. Mr. McCarty has worked for the Mississippi Department of Corrections since June 1989. He received a Bachelor of Science in Accounting from Belhaven College in 1983. After graduation, he worked in the field of public accounting. He received his CPA License in 1986 and is a member of the Mississippi Society of Public Accountants.

Lora H. Cole is a graduate of Delta State University in Cleveland, Mississippi, with a BA in Criminal Justice and a M.Ed. in Guidance and Counseling. She has served as board and advisory board member for several community organizations and has held adjunct instructor positions at Jackson State University and Hinds Community College. Prior to this assignment she served in the following capacities for MDOC: CMCF - Correctional Warden, Associate Superintendent for Central Satellite Facilities and Programs, Deputy Warden for Programs and Classification; MSP – Unit 30 Correctional Superintendent of Security, Unit 29 Programs Coordinator, Classification Case Manager Supervisor, and Correctional Officer/Correctional Counselor.

Emmitt L. Sparkman, a native of Alto, Texas, received his Bachelor of Science Degree from Sam Houston State University and Masters Degree from Eastern Kentucky University. He began his career as a Correctional Officer with the Texas Department of Corrections. During his career, Deputy Commissioner Sparkman has worked in both the public and private sector of community and institution corrections and held positions in Texas, Kentucky and Mississippi. His employment experience includes: Correctional Officer, Education Director, Adult Probation Officer, Juvenile Intake Supervisor/Detention Superintendent, Director of Security, Warden and Superintendent. Prior to his appointment as Deputy Commissioner of Institutions, he was the Superintendent of the Mississippi State Penitentiary. Mr. Sparkman has been involved in the American Correctional Association Accreditation process since 1992 and has served as a national auditor for the Association since 1995.

MAJOR ACCOMPLISHMENTS Fiscal Year 2007

COMMISSIONER'S OFFICE

- Successfully raised salaries of all MDOC employees for FY 2008, consecutive to employee raises achieved in FY 2007
- Increased inmate graduations by 8% in ABE, Vocational School, and Alcohol and Drug programs
- Identified needed correctional officer PIN numbers at MSP that needed to be filled with male officers
- Continued to move MDOC forward to achieve recognition as the best corrections agency in the United States
- Provided leadership, guidance and resources throughout the agency

INSTITUTIONS

- Improved efficiency by putting into operation a state-wide Offender Centralized Transportation system
- Updated an Informational PowerPoint Presentation for each Institution Division/ Department
- Converted MDOC Offender Count to an electronic version verses manual
- Conducted an assessment of security staffing at each state prison utilizing the Fiscal Year 2006 Relief Factor
- Reduced unauthorized contact with offenders by entering all state, private, regional employees including fulltime, part-time, volunteer and contract, into Offendertrak

COMMUNITY CORRECTIONS

- Successfully completed ACA Re-accreditation Audits for three (3) CWCs - Pike, Jackson and Harrison Counties
- Provided skilled inmate labor crew(s) for Habitat for Humanities Home Construction Projects for Mississippi Gulf Coast residents
- Re-allocated clerical and Drug Assay Tech positions to Field Worker positions
- Re-organized Interstate Compact staffing pattern
- Fully implemented the Western Union pre-pay supervision for collection method statewide
- Revised curriculum for forty (40) hours mandatory Annual Refresher Training to include sixteen (16) hours on Caseload Explorer/OffenderTrak and expanded utilization
- Upgraded Field Officers' equipment, i.e. handguns and vehicles
- Updated and published Alternatives to Incarceration Handbook for distribution to Judges, DAs and Legislators

ADMINISTRATION & FINANCE

- Implemented a Safety Incentive Program in conjunction with the MDOC Service Award Program to be awarded during Commissioner's Quarterly Meetings
- Updated and enhanced utilization of the Internship Program
- Updated Management Leadership Database to track employee management training program participation
- Established a Loss Prevention training curriculum to be taught at various intervals of employment (New Employee Orientation, Refresher Training, etc.)
- Implemented a statewide Return to Work Program
- Archived Rapid Hire records
- Modified the MDOC website to become more user-friendly, providing pertinent, updated data and information
- Worked in cooperation with MMRS to test and establish the Mississippi Accountability System for Government Information and Collaboration (MAGIC)
- Completed implementation of a statewide supervision fee agent collection system
- Categorized new insurance proposals and organized insurance committee meeting

LEGAL DEPARTMENT

- Established a procedure to comply with the consular notification requirements pertaining to foreign nationals pursuant to the Vienna Convention of Consular Relations
- Established a procedure to comply with the Prisoner Transfer Request treaties to which the United States is a party
- Finalized a policy and S.O.P. dealing with public records requests which includes a workable fee schedule
- Scanned all old Federal cases into Legato
- Scanned all new Federal cases into Legato
- Scanned all new State cases into Legato
- Renewed and/or renegotiated private prison contracts:
 - East Mississippi Correctional Facility
 - Marshall County Correctional Facility
 - Delta Correctional Facility
- Began utilizing video conferencing equipment with Federal Court, Southern District
- Fully utilized video conferencing equipment with Federal Court, Northern District
- Met court mandates in Gates v. Collier.

CORRECTIONS INVESTIGATION DIVISION

- Revised instructional material presented by the corrections investigation divi-

sion during correctional officer training at all three (3) institutions, providing for uniformity and consistency, as well as updated/current presentation material

MEDICAL COMPLIANCE

- Ensured the provision of timely, quality, consistent healthcare to all inmates sentenced to the MDOC by our various contracted healthcare vendors (i.e., Wexford, HALLC, private prisons, county jails)
- Established and maintained the MDOC Specialty Care Clinic at the Central Mississippi Medical Center (CMMC) in order to improve patient access to specialty care
- Centralized administration of the maintenance of inmate medical records and the production of such in response to legal, physician, ex-offender and other significant requests and assisted with stabilization of budgetary operating funds in the process
- Established and maintained an independent review committee/healthcare ombudsmanship program in order to more efficiently and effectively respond to inmate concerns of healthcare nature
- Centralized administration of healthcare-related claims adjudication for offenders seen by Physicians and/or hospitalized in medical centers throughout the state of Mississippi, with the overwhelming majority of claims being reimbursed at the current Mississippi Medicaid rate
- Centralized and maintained an effective utilization review program in order to closely monitor hospitalized inmates and to cause their expedient discharge back to MDOC correctional facilities where their care is continued, if applicable.
- Established an effective State Parole Board Administrative Psychologist Review Program for MDOC offenders housed at state and private correctional facilities, who are scheduled for parole evaluations

COMMUNICATIONS

- Amplified public awareness for the agency by providing background information, facts, details, and access to interviews
- Created an agency digital photo library in order to better fulfill media/public requests
- Enhanced communications section on MDOC website by redesigning and improving information provided
- Appraised various Automated Victim Notification Systems and initiated development of a new Statewide Automated Victim Information and Notification System to be managed by MDOC
- Converted victim registration/file information to Offendertrak to improve victim verification and notification
- Reestablished notification function on Division of Victim Services website to better serve victim registrations

DEFINITION OF CORRECTIONAL TERMINOLOGY

A&D - Alcohol and Drug Treatment Program

ABE - Adult Basic Education; educational classes designed to improve the academic functioning level of offenders whose grade equivalency is 4.0 – 8.9.

ACA - American Correctional Association

Custody Class

"A" - This is a minimum custody status, which affords the offenders a more relaxed atmosphere and an extension of social privileges. This custody requires a responsible attitude and the display of a high degree of integrity, along with the ability to work satisfactorily with minimum supervision or security control. The two types of MDOC "A" custodies are as follows:

MOA-Minimum Out - This custody has the least security and supervision required of an institutionalized inmate. Usually this type of custody is housed in a community based facility.

MORA-Minimum Out Restricted - This custody has the least security and supervision required of an institutionalized inmate. Usually this type custody is housed under minimum secure circumstances and may participate in activities on institutional grounds without immediate staff supervision.

"B" - This is a medium security status where the offender has displayed a desire to be considered responsible and has progressed to the point where he does not need constant supervision or security control in his work assignment. The two types of MDOC "B" custodies are as follows:

MOB-Medium Out - This custody level inmate is housed in medium security units and must be under direct/constant MDOC supervision when engaging in activities outside the perimeter.

MORB-Medium Out Restricted - This custody level inmate is housed in medium security units and must be under armed supervision when engaging in activities outside the perimeter.

"C"-Close - This custody is also known as Close Custody or Close Confinement. This custody requires an inmate to have close supervision and observation and under positive security control at all times. The offender must be under armed supervision outside the perimeter.

"D"-Maximum - This custody level is a form of separation from the general population by a MDOC Classification Hearing Officer where the offender's behavior and conduct pose a long term, serious threat to life, property, self, staff, other offenders, or the secure and orderly running of the institution/facility.

"DR" - Death Row

E-Code - Offenders who are temporarily off their facility count due to being at an off-site hospital, on funeral leave or on a 72-hour honorary leave.

ERS - A program whereby offenders eligible under State Code criteria may earn their conditional release to community supervision by the accrual of predetermined good conduct and performance credits.

GED - General Educational Development; a program to prepare offenders whose grade equivalency is 9.0 – 12.0 for the GED test provided through the GED Testing Services of the American Council on Education.

ISP - Intensive Supervision Program (also referred to as House Arrest) requires electronic monitoring and restriction to one's home while not working or otherwise engaged in scheduled programs/activities approved by the supervising field officer.

Literacy - Educational classes designed for low functioning at a grade level of approximately 3.9 or below.

Medical Class

One - The offender is able to work in any job to which he is assigned.

Two - The offender may do light outdoor work to include light lifting (10-15 pounds), some construction work, etc. Offenders in this class are unable to perform logging, heavy lifting, and/or strenuous fieldwork.

Three - The offender may do any type indoor work to include cleaning, lifting, etc. The offender can not have direct exposure to sunlight.

Four - The offender may do light indoor work to include clerical or other desk-work, etc.

Five - The offender is medically unable to work. The offender must sign an authorization/waiver to be allowed to work at any job.

Offense Types:

Drug Offense - An offense involving the illegal manufacture, transportation, sale, distribution and/or possession of intoxicants and/or mood altering substances.

Sex Offense - Any offense that involves any illegal act of a sexual nature, involving illegal physical contact for the gratification of lust and/or engaging in other specific illegal activities for the purpose of sexual arousal.

Property Offense - Any offense, not in the categories of sex or drug offenses, that involves the unlawful taking, destruction, sale and/or receipt of property, be it personal or public.

Primary Offense - The offense (normally the most severe offense) that is listed as the first offense in the offender's current record.

Recidivism - A condition that results when an offender that has served a period of incarceration is subsequently released and re-offends with a resulting sentence.

Release Types:

Probation Revoked New Sentence - An offender on probation that receives a new sentence for a crime resulting in a revocation.

Probation Revoked Technical - An offender revoked due to a violation of the terms of probation (i.e. not reporting, drug usage)

Parole Revoked New Sentence - An offender on parole that receives a new sentence for a crime resulting in a revocation.

Parole Revoked Technical - An offender revoked due to a violation of the terms of parole (i.e. not reporting, drug usage)

Parole Revoked Alleged - An offender revoked due to a credible report of a violation of the terms of parole (i.e. not reporting, drug usage)

Sentence Expiration - The term of incarceration is completed without any conditional release (i.e. parole, ERS)

Parole - The offender is released prior to the end of the term of incarceration by a decision of the State Parole Board. During the remainder of the sentence the offender will be bound to a strict set of rules of behavior and movement.

Probation Expiration - The offender exits due to sentence expiration with a period of court mandate probation to follow.

Parole with Probation - The offender is released through parole with a court imposed period of probation that will be imposed upon completion of the period of parole.

Shock Probation - An offender that completes the RID program and is released on probation.

Court Suspension - The sentencing judge reviews the case offender's case and determines that the time served and behavior demonstrated merits release. This release type leaves the option to discontinue suspension and renew incarceration.

Discharge by Court - The sentencing judge reviews the case offender's case and determines that the time served and behavior demonstrated merits release. This release type does not leave the option to discontinue suspension and renew incarceration.

Probation - The offender exits prior to sentence expiration with a period of court

mandate probation to follow.

ISP/Probation - The offender is released to Intensive Supervision with a period of normal probation to follow.

RID on Street – The offender is released prior to the end of RID program participation and is subject to probation requirements.

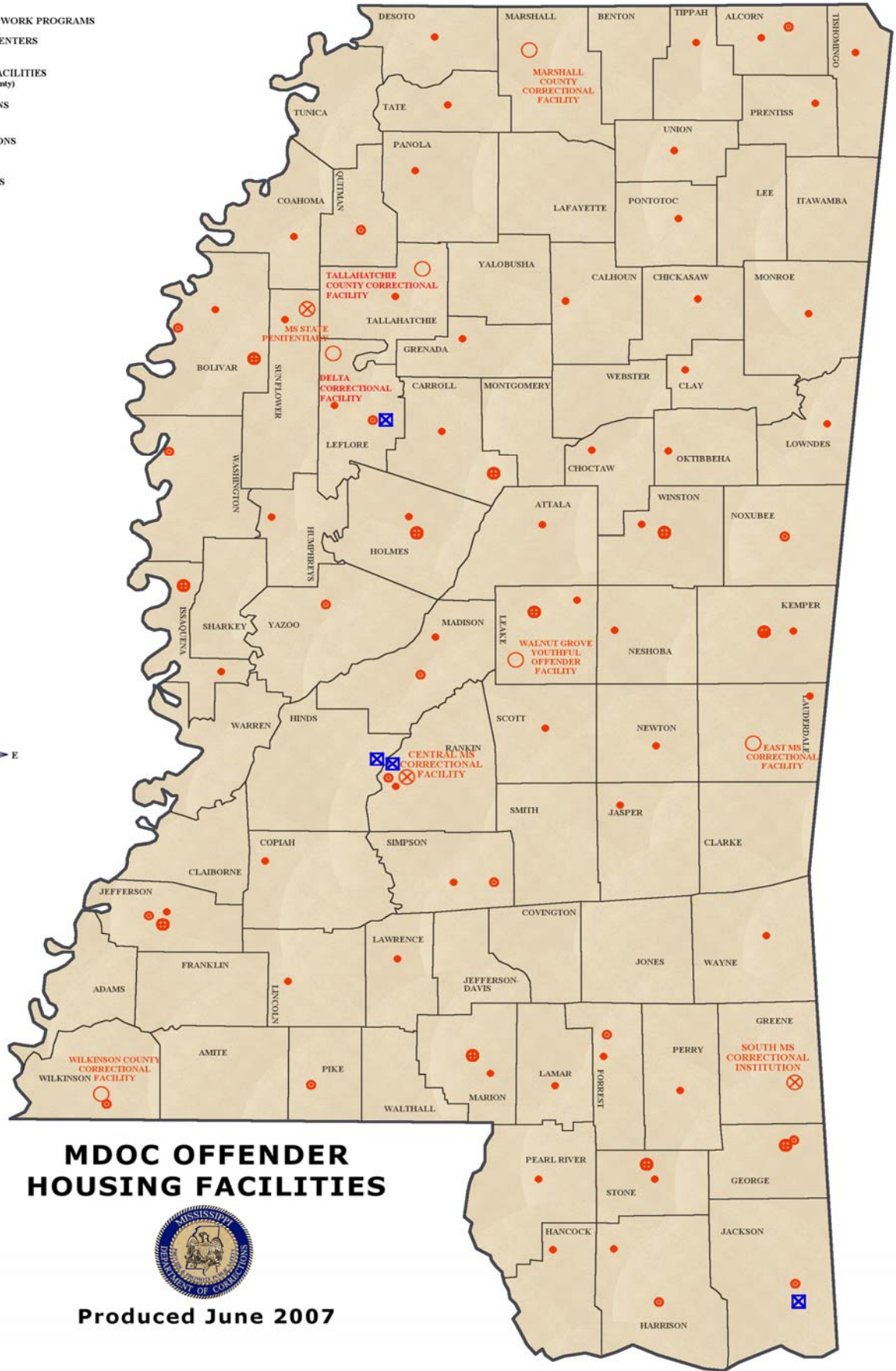
Deferred – The offender, with cause, is released for a period with the remainder of the sentence left to serve.

RID – Regimented Inmate Discipline (also referred to as Boot Camp) is a shock probation program that offenders may be sentenced to in lieu of a longer stay in a conventional prison.


Sentence Length Less Than One Year – These sentences result from judges imposing split sentences. To be sentenced to the MDOC by law the sentence shall be one year or longer; however, a judge may impose a sentence of a year or more with a portion suspended or otherwise. This results in a sentence length with regard to incarceration that is shorter than one year, but is still in compliance with the law for sentencing the offender to the MDOC.

Verification Pending – Offender data not entered due to lack of authentication.

- JOINT COUNTY STATE WORK PROGRAMS
- ⊙ COMMUNITY WORK CENTERS
(Named For Host County)
- ⊕ COUNTY REGIONAL FACILITIES
(Usually Named For Host County)
- PRIVATE INSTITUTIONS
(Names Listed)
- ⊗ STATE RUN INSTITUTIONS
(Names Listed)
- ⊠ RESTITUTION CENTERS



Administration and Finance Division



**Richard D. McCarty
Deputy Commissioner**



ADMINISTRATION AND FINANCE



Cost Per Day By Program

	MSP	CMCF	SMCI	CWC's
FY 2007 Inmate or Offender Days	1,642,607	1,226,668	833,797	636,149
Average Days	4,500	3,361	2,284	1,743
Total Cost	\$74,712,423	\$42,287,765	\$29,366,221	\$19,941,679
Total Cost Less Debt Service				
FY 2007 Cost Per Day	\$45.48	\$34.47	\$35.22	\$31.35
FY 2007 Cost Per Day/No Debt Service				
A 507 Post Close Cost	\$ 46,977,015	\$ 22,414,068	\$ 15,642,901	\$ 9,791,165
Allocated Medical (includes FY 2008 pmts. for FY 2007 bills)	\$ 12,365,837	\$ 9,234,575	\$ 6,276,972	\$ 4,789,043
Allocated Administrative Salaries	\$ 2,219,265	\$ 1,657,305	\$ 1,126,512	\$ 859,477
Actual Electricity	\$ 1,728,618	\$ 883,608	\$ 625,603	\$ 349,114
Actual Natural Gas	\$ 1,265,930	\$ 514,081	\$ 539,111	\$ 219,757
Allocated Admin-Other	\$ 9,096,963	\$ 6,793,441	\$ 4,617,672	\$ 3,523,073
Allocated Farm	\$ 926,497	\$ 691,891	\$ 470,295	\$ 358,814
Allocated Parole Board	\$ 132,297	\$ 98,797	\$ 67,155	\$ 51,236
TOTAL FY 2007 EXPENDITURES	\$ 74,712,423	\$ 42,287,765	\$ 29,366,221	\$ 19,941,679

	FY 2007	FY 2006	DIFFERENCE
State Institution Total Cost	\$ 166,308,088	\$ 151,254,392	\$ 15,053,696
State Institution Total Days	4,339,221	4,145,258	193,963
State Institution Average Cost Per Day	\$ 38.33	\$ 36.49	\$ 1.84
	UNIT COST		
Medical (\$42,843,048- \$1,715,439)	\$ 41,127,609	5,463,156	7.52818
Administrative-Salaries	\$ 9,905,551	7,331,674	1.35106
Administrative-Other	\$ 24,031,149	4,339,221	5.53813
Farm	\$ 2,501,425	4,434,831	.56404
Parole Board	\$ 590,499	7,331,674	.08054

Note: Medical Costs for Restitution Centers are computed for support inmates only.



ADMINISTRATION AND FINANCE



Cost Per Day By Program

COUNTY JAILS	PROB/ PAROLE	HOUSE ARREST	PRIVATE	REGIONAL	RESTITUTION CENTERS
665,155	10,838,446	418,478	1,777,321	1,119,522	95,610
1,822	29,694	1,147	4,869	3,067	262
\$9,159,490	\$13,227,841	\$4,169,209	\$77,151,452	\$39,960,414	\$2,269,152
N/A	\$1.22	\$9.96	\$43.41	\$35.69	\$23.73
			\$61,982,393		
			\$34.87		
\$ 9,159,490	\$ 12,598,632	\$ 4,040,147	\$ 72,891,594	\$ 29,929,742	\$ 1,997,126
\$ -	\$ -	\$ -	\$ 1,715,439	\$ 8,427,961	\$ 33,222
\$ -	\$ 359,209	\$ 129,062	\$ 2,401,272	\$ 1,512,544	\$ 129,175
\$ -	\$ 160,000	\$ -	\$ -	\$ -	\$ 24,000
\$ -	\$ 110,000	\$ -	\$ -	\$ -	\$ 24,000
\$ -	\$ -	\$ -	\$ -	\$ -	\$ 0
\$ -	\$ -	\$ -	\$ -	\$ -	\$ 53,928
\$ -	\$ -	\$ -	\$ 143,147	\$ 90,167	\$ 7,701
\$ 9,159,490	\$ 13,227,841	\$ 4,169,209	\$ 77,151,452	\$ 39,960,414	\$ 2,269,152
					\$ 312,245,645

	FUND 2551	FUND 3551	FUND 3556	FUND 3554/3557	TOTALS
MSP	\$ 45,472,208	\$ 1,504,807	\$ -	\$ -	\$ 46,977,015
CMCF	\$ 21,685,561	\$ 728,507	\$ -	\$ -	\$ 22,414,068
SMCI	\$ 15,203,331	\$ 439,570	\$ -	\$ -	\$ 15,642,901
CWC	\$ 9,791,165	\$ -	\$ -	\$ -	\$ 9,791,165
PAR/PROB	\$ 4,367,180	\$ 1,508,470	\$ 6,722,982	\$ -	\$ 12,598,632
House Arrest	\$ 909,274	\$ -	\$ 3,130,873	\$ -	\$ 4,040,147
Restitution Center	\$ 1,997,126	\$ -	\$ -	\$ -	\$ 1,997,126
Admin(Sal)	\$ 9,319,311	\$ 774,511	\$ -	\$ 300,000	\$ 10,393,822
Admin(Other)	\$ 22,501,067	\$ 1,135,600	\$ -	\$ 394,482	\$ 24,031,149
Utilities	\$ 5,691,063	\$ 502,759	\$ 250,000	\$ -	\$ 6,443,822
SUB-TOTAL	\$ 136,937,286	\$ 6,594,224	\$ 10,103,855	\$ 694,482	\$ 154,329,847
Medical	2554				\$ 42,843,048
Local Confinement	2557				\$ 9,159,490
Parole Board	2553				\$ 590,499
Ag Enterprises	3552				\$ 2,501,425
Private Prisons	2555				\$ 72,891,594
Regional Facilities	2556				\$ 29,929,742
GRAND TOTAL					\$ 312,245,645



ADMINISTRATION AND FINANCE



Program Costs Incurred By Fund and Category

FUND	PROGRAM NAME	A1 SALARIES	A2 TRAVEL	B CONTRACTUAL
2551	Support - General	\$ 101,887,517	\$ 364,755	\$ 19,288,368
3551	Support - Special	\$ 4,198,505	\$ 64,348	\$ 570,898
2555	Private Prisons - Operating	\$ -	\$ -	\$ 28,742,455
2555	Private Prisons - Capital	\$ -	\$ -	\$ 13,207,945
3564	Private Prisons - (deficits)	\$ -	\$ -	\$ 30,913,510
2556	Regional Prisons	\$ -	\$ -	\$ 18,420,388
3562	Regional Prisons (deficit)	\$ -	\$ -	\$ 11,533,532
3554	Training	\$ 300,000	\$ 106,619	\$ 65,060
3556	Community Services	\$ 8,469,232	\$ 38,898	\$ 350,000
3557	Confiscated Funds	\$ -	\$ -	\$ -
3561	Vocational Education Equipment	\$ -	\$ -	\$ -
3552	Agriculture Enterprises - Special	\$ 570,484	\$ 3,669	\$ 171,558
3549	Salvage	\$ -	\$ 2,967	\$ 4,700
2553	Parole Board	\$ 495,062	\$ 22,447	\$ 62,144
2554	Medical Services	\$ -	\$ -	\$ 23,240,944
2554	Medical Services Paid w/ FY 2008	\$ -	\$ -	\$ 2,799,714
3553	Medical Services (deficit)	\$ 243,765	\$ -	\$ 16,473,986
2557	Local Confinement	\$ -	\$ -	\$ 5,878,797
3559	Local Confinement (deficit)	\$ -	\$ -	\$ 3,280,693
	TOTAL	\$ 116,164,565	\$ 603,703	\$ 175,004,692



ADMINISTRATION AND FINANCE



Program Costs Incurred By Fund and Category

C COMMODITIES	D1 CAP OUTLAY-OTHER	D2 EQUIPMENT	E SUBSIDIES	TOTAL
\$ 13,991,571	\$ 134,899	\$ 1,201,374	\$ 68,800	\$ 136,937,284
\$ 1,298,830	\$ -	\$ 117,952	\$ 343,475	\$ 6,594,008
\$ -	\$ -	\$ -	\$ -	\$ 28,742,455
\$ -	\$ -	\$ -	\$ -	\$ 13,207,945
\$ -	\$ -	\$ -	\$ -	\$ 30,913,510
\$ -	\$ -	\$ -	\$ -	\$ 18,420,388
\$ -	\$ -	\$ -	\$ -	\$ 11,533,532
\$ 159,035	\$ -	\$ -	\$ -	\$ 630,714
\$ 518,890	\$ -	\$ 737,946	\$ -	\$ 10,114,966
\$ 4,188	\$ -	\$ 59,701	\$ -	\$ 63,889
\$ -	\$ -	\$ -	\$ -	\$ -
\$ 1,545,895	\$ 79,360	\$ 110,347	\$ -	\$ 2,481,313
\$ 12,444	\$ -	\$ -	\$ -	\$ 20,111
\$ 3,625	\$ -	\$ -	\$ -	\$ 583,278
\$ 38,964	\$ 45,389	\$ -	\$ -	\$ 23,325,297
\$ -	\$ -	\$ -	\$ -	\$ 2,799,714
\$ -	\$ -	\$ -	\$ -	\$ 16,717,751
\$ -	\$ -	\$ -	\$ -	\$ 5,878,797
\$ -	\$ -	\$ -	\$ -	\$ 3,280,693
\$ 17,573,442	\$ 259,648	\$ 2,227,320	\$ 412,275	\$ 312,245,645



ADMINISTRATION AND FINANCE



Cost for State Operated Beds 1997–2007

YEAR	INMATE DAYS	ANNUAL AVERAGE POPULATION	TOTAL OPERATING COST	COST PER DAY	COST PER YEAR
2007	4,339,221	11,888	\$ 166,308,088	\$ 38.33	\$ 13,989.58
2006	4,145,258	11,357	\$ 151,254,392	\$ 36.49	\$ 13,318.85
2005	4,229,129	11,587	\$ 147,397,761	\$ 34.85	\$ 12,720.25
2004	4,530,714	12,379	\$ 165,568,118	\$ 36.54	\$ 13,373.64
2003	4,345,615	11,905	\$ 161,154,849	\$ 37.08	\$ 13,535.83
2002	4,214,787	11,547	\$ 160,599,994	\$ 38.10	\$ 13,907.94
2001	4,118,814	11,284	\$ 159,174,281	\$ 38.65	\$ 14,105.67
2000	3,665,197	10,042	\$ 157,276,087	\$ 42.91	\$ 15,662.40
1999	3,602,002	9,868	\$ 146,086,332	\$ 40.56	\$ 14,803.30
1998	3,691,975	10,115	\$ 142,212,354	\$ 38.52	\$ 14,059.55
1997	3,616,795	9,909	\$ 138,160,057	\$ 38.20	\$ 13,942.85



ADMINISTRATION AND FINANCE



Certified Public Manager and Administrative Support Program

Certified Public Manager Program - Employee Training	
Certified Public Manager Program Participants	10
Basic Supervisory Program Participants	36
CPM Levels 1 thru 3 Participants	2
CPM Levels 4 thru 6 Participants	8
Completed Certified Supervisor Program	0
Completed Certified Public Manager Program	3

Administrative Support Certification Program - Employee Training	
Administrative Support Certification Program Participants	17
Completed Level 1	1
Completed Level 2	2



ADMINISTRATION AND FINANCE



Filled Positions vs. Authorized Positions

Inmate to Officer Ratio	
Inmates	12,292
Officers	1,879
Ratio	7 to 1

Staffing	
Security	2,338
Non-Security	449
Field Officers	230

Security Staff by Rank	Authorized	Filled
Correctional Officer Trainee	500	485
Correctional Officer I	450	408
Correctional Officer II	300	175
Correctional Officer III	300	176
Correctional Officer IV	800	635
Correctional Supervisor	190	166
Correctional Commander	74	67
Correctional Administrator	0	0
Deputy Warden	11	11
Warden	9	8
Field Worker	28	18
Field Officer I	26	20
Field Officer II	56	48
Field Officer III	156	144
TOTAL	2,900	2,361

State Prisons	Authorized Positions	Filled Positions
Central Mississippi Correctional Facility	655	563
Mississippi State Penitentiary	1,396	1,262
South Mississippi Correctional Institution	515	445
TOTAL STATE PRISONS	2,566	2,270

Administrative	Authorized Positions	Filled Positions
Central Office	266	237




ADMINISTRATION AND FINANCE



Filled Positions vs. Authorized Positions

Community Corrections	Authorized Positions	Filled Positions
Administrative, Support, Field Staff	274	227
Alcorn County Community Work Center	15	15
Bolivar County Community Work Center	15	13
Forrest County Community Work Center	14	15
George County Community Work Center	14	14
Harrison County Community Work Center	14	14
Jackson County Community Work Center	15	15
Jefferson County Community Work Center	14	11
Leflore County Community Work Center	14	14
Madison County Community Work Center	14	14
Noxubee County Community Work Center	15	12
Pike County Community Work Center	16	14
Quitman County Community Work Center	14	13
Simpson County Community Work Center	14	12
Washington County Community Work Center	14	12
Wilkinson County Community Work Center	15	12
Yazoo County Community Work Center	14	12
Flowood Community Work Center/Restitution	33	29
Leflore County Restitution	17	15
Hinds County Restitution	18	15
Pascagoula Restitution	17	12
TOTAL COMMUNITY CORRECTIONS	590	510
GRAND TOTAL	3,422	3,017

Community Corrections Division



**Lora H. Cole
Deputy Commissioner**



COMMUNITY CORRECTIONS



Programs

The Division of Community Corrections is charged with the supervision of offenders that are still under the jurisdiction of the state. The division conducts field supervision of offenders and oversees a variety of programs that afford offenders an opportunity to re-assimilate into the community. This Division is led by Deputy Commissioner Lora Cole.

Field Services

The Field Services component of the Division of Community Corrections is responsible for the supervision of offenders released on parole, intensive supervision (ISP), earned release supervision (ERS), and sentenced by the court to probation.

F.R.E.E. (Facing Reality Educationally and Emotionally)

The MDOC Division of Community Corrections has thirteen F.R.E.E. treatment coordinators located statewide that assist field officers in monitoring offender's treatment needs for substance abuse. In addition, treatment coordinators teach a structured life skills curriculum twice a month to assist offenders in other areas of their life that have been affected by their substance abuse problems.

Interstate Compact

The State of Mississippi participates in the Interstate Compact for Adult Offenders. Under the terms of the compact agreement, the Mississippi Department of Corrections (MDOC) provides courtesy supervision to probationers and parolees from other states in exchange for courtesy supervision of Mississippi offenders residing in other states.

Pre-Trial Diversion

The Pre-Trial Diversion program is an alternative to felony conviction in which a defendant voluntarily submits to supervision ranging from six months to three years. Charges against the offender may be dismissed if the period of supervision is successfully completed.

Intensive Supervision Program

The Intensive Supervision Program (ISP) is designed to provide a level of supervision in a community setting to offenders who would otherwise be incarcerated. Offenders are required to wear electronic monitoring equipment and are limited in most cases to employment, treatment, and worship services activities. Each offender in ISP maintains inmate status and can be immediately placed in a MDOC facility upon violation of the program.

Drug Testing

Community Corrections field officers are responsible for routine and reasonable suspicion drug testing of offenders and random drug testing of 15% of the offender population each month.



COMMUNITY CORRECTIONS



Programs

Restitution Centers

There are four restitution centers in Mississippi that assist residents in obtaining employment as a condition of their probationary sentence. Money earned by residents is distributed to crime victims for restitution, courts for court costs and fines, and MDOC for room and board. The remainder of the resident's wages, after taxes, goes to the resident's family or to the resident's holding account. Upon completion of the program, residents are transferred to a field officer and remain under supervision for the remainder of their probationary sentence.

Community Work Centers

The MDOC Community Corrections Division oversees 17 community work centers throughout Mississippi. Minimum security inmates are assigned to these centers and are provided a gradual, re-introduction into community life. The program includes alcohol and drug counseling, Adult Basic Education and GED preparation, literacy classes and religious programs.

Each community work center houses approximately 102 inmates that perform a wide range of labor at no cost to city, county and state government agencies and to school districts. This work ranges from community beautification projects to bridge and road work repair, vehicle maintenance, and water, sewer, and sanitation details.

Inmate Labor

The offenders that serve their sentences in community work centers and restitution centers provide free labor to municipalities, counties and other state agencies. A sample of the work they perform includes highway beautification, facility maintenance, road work, and equipment maintenance. In FY 2007, the offenders in the community work centers provided entities with 3,279,901 total inmate hours, valued at minimum wage to equal \$16,891,490.15 in free labor. For the same 12 months the residents in the restitution centers provided entities with 16,278 total inmate hours valued at minimum wage to equal \$83,831.70 in free labor.



COMMUNITY CORRECTIONS



Active Supervised Population

REGIONS	I	II	III	TOTAL
Probation	2844	2,567	2,656	8,067
Parole	645	365	716	1,726
Compact Probation	437	316	517	1,270
Compact Parole	175	100	171	446
Drug Court	146	238	301	685
Suspension	1	0	4	5
Earned Release Supervision	992	434	784	2,210
Medical Release	2	2	2	6
Non-Adjudicated Cases	578	492	1,147	2,217
Diversion Program	0	55	157	212
Post Release Supervision	1,962	1,283	2,427	5,672
ISP-Court Sentenced	422	159	342	923
ISP-Prison Releases	78	46	75	199
TOTAL CASELOAD	8,282	6,057	9,299	23,638
Restitution Center	72	107	74	253
Community Work Center	475	663	591	1,729
RID Program	N/A	26	N/A	26

INVESTIGATIONS				
	REGION I	REGION II	REGION III	TOTAL
Pre-Sentence Investigations	2,148	886	2,067	5,101
Post-Sentence Investigations	2,513	2,135	2,590	7,238
Pre-Release Investigations	1,806	869	1,763	4,438
Compact Investigations	698	561	959	2,218
Restoration of Rights Investigations	33	0	25	58
Residence & Employment Investiga-	5,169	3,041	4,379	12,589
TOTAL	12,367	7,492	11,783	31,642

URINALYSIS SCREENING			
	Number Run	Number Positive	% Positive
ISP Court Sentenced & Prison Release	20,697	748	4
Regular Caseload	33,487	5,358	16



COMMUNITY CORRECTIONS



Caseloads and Collections

FIELD OFFICER CASELOADS				
	Probation	Parole	ERS	ISP
REGION I				
92 Field Officers (22 ISP)				
Total Caseload	6,053	758	971	500
REGION II				
67 Field Officers (15 ISP)				
Total Caseload	5,067	465	424	199
REGION III				
98 Field Officers (20 ISP)				
Total Caseload	6,211	887	784	417

REGULAR CASELOAD		
	Amount Collected Supervision Fees	Amount Collected Restitution, Court Costs & Fines
Region I	\$ 3,347,952.78	\$ 3,527,637.30
Region II	\$ 2,420,063.50	\$ 1,688,410.27
Region III	\$ 3,607,006.01	\$ 4,394,209.46
TOTAL	\$ 9,375,022.29	\$ 9,610,257.03

ISP CASELOAD		
	Amount Collected Supervision Fees	Amount Collected Restitution, Court Costs & Fines
Region I	\$ 406,976.00	\$ 179,734.83
Region II	\$ 183,614.00	\$ 58,293.00
Region III	\$ 371,367.00	\$ 250,984.68
TOTAL	\$ 961,957.00	\$ 489,012.51

TOTAL REGULAR/ISP	\$ 10,336,979.29	\$ 10,099,269.54
--------------------------	-------------------------	-------------------------



COMMUNITY CORRECTIONS



ISP Placement by Court

COUNTY	JUN-07	JUN-06	JUN-05	JUN-04	JUN-03	JUN-02
Adams	18	16	33	6	19	19
Alcorn	21	25	46	25	25	24
Amite	9	9	22	28	12	11
Attala	3	2	2	5	11	9
Benton	3	1	1	1	3	6
Bolivar	18	15	15	27	31	43
Calhoun	16	4	5	2	9	20
Carroll	5	9	14	10	3	2
Chickasaw	22	28	17	36	18	17
Choctaw	0	2	2	1	5	5
Claiborne	6	11	1	1	4	5
Clarke	2	0	1	0	1	1
Clay	6	10	26	10	12	10
Coahoma	12	21	12	17	12	6
Copiah	16	18	8	17	12	19
Covington	6	0	1	7	4	3
DeSoto	21	26	27	16	15	17
Forrest	31	48	56	24	36	54
Franklin	6	0	7	0	14	5
George	14	28	19	30	29	28
Greene	6	0	6	0	7	7
Grenada	6	1	0	7	8	5
Hancock	22	26	14	5	11	10
Harrison	52	27	68	87	74	93
Hinds	16	24	50	56	48	53
Holmes	8	25	16	13	24	26
Humphreys	5	5	3	2	18	20
Issaquena	0	1	0	0	0	0
Itawamba	6	1	1	1	2	0
Jackson	23	14	38	39	61	81
Jasper	6	5	5	4	0	1
Jefferson	9	0	1	2	0	2
Jeff Davis	6	0	0	0	0	0
Jones	57	66	86	55	48	63
Kemper	2	0	1	2	0	4
Lafayette	28	40	13	18	16	16
Lamar	12	5	5	5	14	11



COMMUNITY CORRECTIONS



ISP Placement by Court

JUN-01	JUN-00	JUN-99	JUN-98	JUN-97	TOTAL
30	17	23	0	0	181
11	0	0	21	31	229
11	0	0	0	0	102
6	5	7	14	10	74
1	2	0	0	0	18
32	35	22	38	40	316
14	9	11	5	12	107
0	1	2	0	5	51
20	16	15	7	11	207
3	6	6	6	4	40
8	4	0	1	0	41
5	6	1	0	0	17
17	15	19	18	29	172
6	7	12	11	15	131
26	21	7	16	1	161
0	0	0	0	0	21
14	31	33	2	0	202
44	37	47	43	37	457
5	0	0	0	1	38
7	1	0	0	0	156
4	0	0	0	0	30
9	10	18	10	21	95
22	3	1	3	17	134
85	81	42	36	67	712
67	68	53	59	59	553
23	7	11	15	3	171
14	14	17	9	11	118
2	1	0	0	0	4
1	2	1	6	11	32
22	15	8	4	10	315
0	0	0	0	0	21
2	2	0	0	0	18
0	0	0	0	0	6
71	48	92	88	36	710
0	0	0	1	0	10
26	24	17	0	0	198
3	0	0	0	0	55



COMMUNITY CORRECTIONS



ISP Placement by Court

COUNTY	JUN-07	JUN-06	JUN-05	JUN-04	JUN-03	JUN-02
Lauderdale	14	20	10	19	18	20
Lawrence	4	0	0	0	0	0
Leake	4	4	6	4	13	6
Lee	40	49	30	42	35	46
Leflore	20	23	45	40	40	32
Lincoln	18	19	16	12	26	33
Lowndes	28	18	29	57	34	62
Madison	26	36	4	4	2	6
Marion	33	39	46	26	14	10
Marshall	20	23	15	43	20	19
Monroe	24	21	22	12	22	11
Montgomery	5	2	3	2	15	9
Neshoba	2	10	5	13	16	8
Newton	4	6	6	15	19	3
Noxubee	2	5	2	0	7	2
Oktibbeha	8	40	29	35	28	21
Panola	10	23	25	19	6	20
Pearl River	37	28	36	29	32	11
Perry	1	0	0	0	0	0
Pike	24	45	49	56	47	44
Pontotoc	17	25	19	17	7	10
Prentiss	13	30	26	22	15	15
Quitman	3	1	2	4	3	2
Rankin	33	47	53	47	36	31
Scott	5	0	5	2	8	4
Sharkey	0	0	3	0	0	5
Simpson	5	5	4	8	4	3
Smith	7	18	15	20	3	11
Stone	2	1	3	0	2	7
Sunflower	39	25	31	34	23	48
Tallahatchie	3	4	3	5	1	6
Tate	6	1	1	2	3	5
Tippah	12	4	8	2	6	9
Tishomingo	10	2	12	7	5	6
Tunica	2	0	2	1	6	4
Union	11	36	13	21	16	18
Walthall	10	1	1	0	2	10



COMMUNITY CORRECTIONS



ISP Placement by Court

JUN-01	JUN-00	JUN-99	JUN-98	JUN-97	TOTAL
23	16	20	11	0	171
0	0	0	0	0	4
0	0	0	0	0	67
27	31	40	31	38	409
20	19	28	30	37	334
32	30	33	20	32	271
47	36	48	86	49	494
7	9	8	18	10	130
0	0	0	0	0	168
18	21	13	0	0	192
4	6	14	12	8	156
3	9	10	17	9	84
0	0	0	0	0	54
0	1	0	0	0	54
6	2	1	8	3	38
6	12	6	20	30	235
13	10	7	0	0	133
10	0	0	0	0	183
0	4	7	3	3	18
41	27	37	24	27	421
12	5	6	11	10	139
22	12	22	16	8	201
6	1	2	7	1	32
33	41	27	21	11	380
0	0	0	0	0	24
1	5	1	0	0	15
4	0	0	0	0	33
0	0	0	0	0	74
9	3	2	2	2	33
30	53	57	39	29	408
0	4	3	7	0	36
2	6	5	0	0	31
15	5	7	0	2	70
5	4	4	12	10	77
5	7	0	3	0	30
9	15	16	3	2	160
8	6	2	6	9	55



COMMUNITY CORRECTIONS



ISP Placement by Court

COUNTY	JUN-07	JUN-06	JUN-05	JUN-04	JUN-03	JUN-02
Warren	6	18	1	12	13	15
Washington	32	61	66	70	52	89
Wayne	5	1	5	2	2	1
Webster	10	9	17	21	7	15
Wilkinson	3	0	1	0	2	3
Winston	1	2	2	1	6	19
Yalobusha	1	4	8	5	3	9
Yazoo	26	24	49	36	38	20
TOTALS	696	838	931	923	903	997



COMMUNITY CORRECTIONS



ISP Placement by Court

JUN-01	JUN-00	JUN-99	JUN-98	JUN-97	TOTAL
26	22	49	41	30	250
102	91	87	79	103	832
6	2	4	6	0	34
6	7	4	5	2	103
9	0	0	0	0	18
15	12	13	18	18	107
12	1	2	1	0	46
7	10	23	12	0	245
873	743	757	729	743	9,133



COMMUNITY CORRECTIONS



ISP Placement by MDOC

COUNTY	JUN-07	JUN-06	JUN-05	JUN-04	JUN-03	JUN-02
Adams	10	2	4	1	1	0
Alcorn	1	5	5	8	5	11
Amite	0	1	1	0	2	0
Attala	5	0	2	1	3	4
Benton	2	0	0	0	0	0
Bolivar	3	1	5	8	7	8
Calhoun	3	0	4	0	3	13
Carroll	2	2	3	5	2	4
Chickasaw	3	3	3	6	6	5
Choctaw	1	0	1	2	1	0
Claiborne	0	2	0	0	1	6
Clarke	0	0	1	0	0	1
Clay	8	13	8	6	5	1
Coahoma	2	0	1	3	3	14
Copiah	5	3	4	4	11	5
Covington	0	0	2	3	1	2
DeSoto	6	4	5	9	17	14
Forrest	3	5	9	6	12	9
Franklin	0	0	2	0	1	0
George	3	1	3	7	10	2
Greene	2	1	0	0	0	0
Grenada	5	2	2	3	1	2
Hancock	2	4	7	1	2	7
Harrison	13	1	23	29	28	27
Hinds	11	9	16	11	21	16
Holmes	1	0	2	2	3	3
Humphreys	1	0	1	0	1	4
Issaquena	0	0	1	0	1	1
Itawamba	0	0	2	1	1	0
Jackson	3	4	7	14	11	7
Jasper	0	2	0	0	1	0
Jefferson	0	0	1	0	1	3
Jeff Davis	1	0	0	1	0	0
Jones	6	2	8	10	11	8
Kemper	0	0	0	0	1	2
Lafayette	1	3	5	6	4	10
Lamar	1	1	6	4	0	2



COMMUNITY CORRECTIONS



ISP Placement by MDOC

JUN-01	JUN-00	JUN-99	JUN-98	JUN-97	TOTAL
5	0	7	0	0	30
12	9	0	1	2	59
7	0	0	0	0	11
3	8	8	1	1	36
1	3	1	0	0	7
10	10	10	3	4	69
6	10	7	2	0	48
5	0	0	0	0	23
5	9	4	2	3	49
2	2	5	0	0	14
2	1	0	0	0	12
2	2	0	1	0	7
4	14	5	2	1	67
5	15	8	5	6	62
11	9	8	2	2	64
2	0	0	0	0	10
13	15	15	4	0	102
22	18	12	5	2	103
0	0	0	0	0	3
2	0	0	0	0	28
2	1	0	0	0	6
8	2	5	5	0	35
8	5	0	3	1	40
56	26	22	7	6	238
30	28	35	9	8	194
5	9	10	1	0	36
4	2	2	2	1	18
0	0	0	0	0	3
3	1	1	0	0	9
14	6	5	5	1	77
0	2	0	0	0	5
4	0	0	0	0	9
0	0	0	0	0	2
10	23	9	0	1	88
3	0	0	0	0	6
8	5	5	2	0	49
2	0	0	0	0	16



COMMUNITY CORRECTIONS



ISP Placement by MDOC

COUNTY	JUN-07	JUN-06	JUN-05	JUN-04	JUN-03	JUN-02
Lauderdale	7	5	13	22	11	20
Lawrence	0	0	2	0	0	0
Leake	4	2	9	5	6	10
Lee	9	10	18	7	13	10
Leflore	0	1	3	5	4	5
Lincoln	0	3	2	3	6	4
Lowndes	14	10	15	17	12	14
Madison	6	1	8	7	6	2
Marion	2	1	10	7	5	6
Marshall	2	1	4	1	3	6
Monroe	8	11	11	8	9	4
Montgomery	0	1	2	0	5	3
Neshoba	3	8	8	17	10	9
Newton	3	2	7	8	5	5
Noxubee	3	0	3	0	0	3
Oktibbeha	4	9	7	15	2	5
Panola	2	3	4	11	15	7
Pearl River	0	1	7	5	8	9
Perry	0	0	0	0	0	0
Pike	2	2	7	9	3	1
Pontotoc	6	12	8	7	7	9
Prentiss	4	1	4	3	7	7
Quitman	0	0	1	1	0	1
Rankin	8	12	15	27	21	19
Scott	4	1	10	9	5	4
Sharkey	0	0	1	0	2	1
Simpson	0	0	3	1	6	5
Smith	1	2	3	3	1	1
Stone	1	0	3	0	1	3
Sunflower	2	3	8	2	2	3
Tallahatchie	6	3	2	2	1	3
Tate	2	0	1	1	7	2
Tippah	2	0	3	3	3	2
Tishomingo	1	0	1	3	0	1
Tunica	0	0	0	0	0	0
Union	4	5	6	6	4	6
Walthall	0	0	1	1	1	0



COMMUNITY CORRECTIONS



ISP Placement by MDOC

JUN-01	JUN-00	JUN-99	JUN-98	JUN-97	TOTAL
33	54	41	16	0	222
0	0	0	0	0	2
0	0	0	0	0	36
23	10	6	4	2	112
6	4	2	1	3	34
12	10	8	2	0	50
20	21	19	8	2	152
2	2	5	2	0	41
1	1	0	0	0	33
12	17	6	0	0	52
10	11	11	6	2	91
5	3	4	4	0	27
0	0	0	0	0	55
5	0	0	0	0	35
1	0	1	2	1	14
6	9	6	3	2	68
17	7	6	0	0	72
7	0	0	0	0	37
0	0	0	1	0	1
10	17	8	4	0	63
9	7	2	1	1	69
7	2	3	5	2	45
5	4	6	1	1	20
24	23	4	7	1	161
4	0	0	0	0	37
1	1	0	0	1	7
3	0	0	0	0	18
2	1	0	0	0	14
2	0	2	0	0	12
8	11	9	3	1	52
6	0	0	2	0	25
4	2	3	0	0	22
4	8	9	0	1	35
0	1	0	1	2	10
4	3	6	0	0	13
8	8	4	3	2	56
4	3	3	4	2	19



COMMUNITY CORRECTIONS



ISP Placement by MDOC

COUNTY	JUN-07	JUN-06	JUN-05	JUN-04	JUN-03	JUN-02
Warren	2	7	11	10	10	5
Washington	1	2	8	4	8	6
Wayne	3	0	3	6	6	5
Webster	6	7	3	9	2	3
Wilkinson	0	0	0	0	1	1
Winston	3	2	5	2	0	1
Yalobusha	2	0	3	7	3	2
Yazoo	3	3	3	4	2	5
TOTALS	234	202	390	409	401	409



COMMUNITY CORRECTIONS



ISP Placement by MDOC

JUN-01	JUN-00	JUN-99	JUN-98	JUN-97	TOTAL
14	11	8	3	4	85
15	19	14	3	1	81
11	10	5	0	0	49
3	3	2	0	4	42
0	0	0	0	0	2
7	13	15	2	1	51
4	2	2	0	0	25
10	10	7	0	0	47
605	543	411	150	75	3,829



COMMUNITY CORRECTIONS



Interstate Compact

Other States Offenders Supervised in Mississippi						
Month		Parolees		Probationers		Total
JUL		267		717		984
AUG		252		672		924
SEP		254		677		931
OCT		268		767		1,035
NOV		249		743		992
DEC		231		732		963
JAN		221		722		943
FEB		223		711		934
MAR		224		719		943
APR		233		734		967
MAY		234		739		973
JUN		237		741		978

Mississippi Offenders Supervised in Other States						
Month		Parolees		Probationers		Total
JUL		251		982		1,233
AUG		245		954		1,199
SEP		241		929		1,170
OCT		237		913		1,150
NOV		231		902		1,133
DEC		229		891		1,120
JAN		231		892		1,123
FEB		237		894		1,131
MAR		245		897		1,142
APR		247		901		1,148
MAY		247		902		1,149
JUN		247		903		1,150

Average Population	Other States Offenders Supervised in Mississippi	Mississippi Offenders Supervised in Other States
Parolees	241	241
Probationers	723	913
TOTAL	964	1,154



COMMUNITY CORRECTIONS



Interstate Compact Other State Offenders Supervised in Mississippi

	JUL	AUG	SEP	OCT	NOV	DEC
Travel Permit	64	47	49	37	31	37
Reporting Instruction	51	81	72	85	72	78
Investigation	126	129	155	114	112	105
Acceptance	93	95	115	154	111	117
Rejection	52	46	31	52	49	53
Cancellation	4	5	3	4	6	7
Pending	126	129	155	114	112	105
Progress Report	169	64	37	72	45	47
Violation	57	65	41	41	41	39
Probation Warrant	3	2	1	5	3	3
Parole Warrant	7	2	1	2	6	2
Closure	84	86	63	93	77	72
Discharge	24	13	4	35	28	21
New File	105	108	87	79	58	75
Updates	531	551	456	533	465	459
File Deletion	1	1	1	0	0	0
Inquiries	1,371	1,863	1,980	2,061	1,285	1,323
TOTAL	2,868	3,287	3,251	3,481	2,501	2,543

	JAN	FEB	MAR	APR	MAY	JUN
Travel Permit	43	40	38	36	42	50
Reporting Instruction	83	87	87	932	98	95
Investigation	115	111	117	123	128	137
Acceptance	129	92	98	104	108	122
Rejection	69	28	8	13	23	48
Cancellation	7	0	0	3	5	5
Pending	115	111	117	123	128	137
Progress Report	50	49	46	51	58	52
Violation	33	37	36	42	47	42
Probation Warrant	5	3	3	5	3	5
Parole Warrant	3	3	2	2	2	2
Closure	57	63	54	51	58	51
Discharge	18	11	13	16	21	18
New File	96	93	89	87	98	117
Updates	523	531	543	537	542	557
File Deletion	2	1	1	2	3	2
Inquiries	1,421	1,409	1,442	1,437	1,442	1,468
TOTAL	2,769	2,669	2,694	3,564	2,806	2,908



COMMUNITY CORRECTIONS



Interstate Compact Mississippi Offenders Supervised in Other States

	JUL	AUG	SEP	OCT	NOV	DEC
Travel Permit	52	54	17	17	28	32
Reporting Instruction	50	87	62	76	80	84
Investigation	34	80	78	67	39	34
Acceptance	51	58	34	34	46	52
Rejection	11	9	13	4	19	23
Cancellation	1	3	2	2	2	3
Pending	34	80	78	67	39	34
Progress Report	56	25	32	20	20	23
Violation	49	42	24	32	27	29
Probation Warrant	3	9	3	5	7	4
Parole Warrant	3	4	0	0	0	0
Closure	51	56	38	29	34	29
Discharge	29	27	12	21	10	5
New File	0	0	1	1	0	0
Updates	258	326	179	171	172	187
File Deletion	0	2	0	1	1	1
Inquiries	802	976	969	870	671	693
TOTAL	1,484	1,838	1,542	1,417	1,195	1,233

	JAN	FEB	MAR	APR	MAY	JUN
Travel Permit	38	30	35	38	38	42
Reporting Instruction	92	87	81	78	82	86
Investigation	38	41	75	57	58	52
Acceptance	57	57	54	58	60	58
Rejection	25	15	10	11	14	20
Cancellation	7	5	1	2	1	3
Pending	38	41	75	57	58	52
Progress Report	29	35	29	33	36	42
Violation	33	37	36	39	42	35
Probation Warrant	2	1	2	2	3	2
Parole Warrant	0	0	0	0	0	0
Closure	24	29	23	28	30	25
Discharge	5	7	10	13	15	12
New File	0	0	0	0	0	0
Updates	197	215	227	242	257	267
File Deletion	1	2	1	1	0	0
Inquiries	703	963	989	993	1,012	1,032
TOTAL	1,289	1,565	1,648	1,652	1,706	1,728



COMMUNITY CORRECTIONS



Community Work Centers & Restitution Centers

Region I

Alcorn County Community Work Center - Corinth, Mississippi
Bolivar County Community Work Center - Rosedale, Mississippi
Leflore County Community Work Center - Greenwood, Mississippi
Quitman County Community Work Center - Lambert, Mississippi
Washington County Community Work Center - Greenville, Mississippi
Greenwood Restitution Center - Greenwood, Mississippi

Region II

Flowood Restitution & Community Work Center - Flowood, Mississippi
Jefferson County Community Work Center - Fayette, Mississippi
Madison County Community Work Center - Canton, Mississippi
Pike County Community Work Center - Magnolia, Mississippi
Wilkinson County Community Work Center - Woodville, Mississippi
Yazoo County Community Work Center - Yazoo City, Mississippi
Hinds County Restitution Center - Jackson, Mississippi

Region III

Forrest County Community Work Center - Hattiesburg, Mississippi
George County Community Work Center - Lucedale, Mississippi
Harrison County Community Work Center - Gulfport, Mississippi
Jackson County Community Work Center - Pascagoula, Mississippi
Noxubee County Community Work Center - Macon, Mississippi
Simpson County Community Work Center - Magee, Mississippi
Pascagoula Restitution Center - Pascagoula, Mississippi



COMMUNITY CORRECTIONS



Community Work Center Inmate Labor

FACILITY	HOURS	RATE	TOTAL VALUE
Alcorn County	241,276	\$ 5.15	\$ 1,242,571.40
Bolivar County	203,272	\$ 5.15	\$ 1,046,850.80
Quitman County	166,080	\$ 5.15	\$ 855,312.00
Leflore County	205,051	\$ 5.15	\$ 1,056,012.65
Noxubee County	200,952	\$ 5.15	\$ 1,034,902.80
Washington County	155,746	\$ 5.15	\$ 802,091.90
Yazoo County	208,989	\$ 5.15	\$ 1,076,293.35
Flowood Satellite	282,880	\$ 5.15	\$ 1,456,832.00
Madison County	177,384	\$ 5.15	\$ 913,527.60
Simpson County	194,464	\$ 5.15	\$ 1,001,489.60
Hinds County*	2,440	\$ 5.15	\$ 12,566.00
Forrest County	170,491	\$ 5.15	\$ 878,028.65
George County	162,535	\$ 5.15	\$ 837,055.25
Harrison County	181,502	\$ 5.15	\$ 934,735.30
Jackson County	162,829	\$ 5.15	\$ 838,569.35
Jefferson County	179,670	\$ 5.15	\$ 925,300.50
Pike County	201,634	\$ 5.15	\$ 1,038,415.10
Wilkinson County	182,706	\$ 5.15	\$ 940,935.90
TOTAL	3,279,901		\$ 16,891,490.15

*Camp Support at Hinds County Restitution Center

COMMUNITY CORRECTIONS


Restitution Center Disbursements

Average Monthly Restitution Population	250
Number Hours Community Service Work	16,278
Number Hours of Paid Employment	499,236

Restitution Paid, Fines and Court Costs	1,301,814.68
Family Support	8,691.00
Holding Accounts	229,683.34
Personal Allowances	191,918.00
Room and Board	736,233.75
Total Disbursements	\$2,468,340.77

Medical Bills Paid by Residents	\$ 76,175.53
--	---------------------

Institutions Division



**Emmitt L. Sparkman
Deputy Commissioner**



INSTITUTIONS



State Prisons

The Mississippi Department of Corrections (MDOC) Division of Institutions has oversight over three state institutions, 11 county regional facilities, six private prisons, the classification and records division, treatment and programs division, and agriculture enterprises. The division is under the leadership of Deputy Commissioner E. L. Sparkman.

Mississippi State Penitentiary

Lawrence Kelly, Superintendent
Post Office Box 1057
Parchman, MS 38738
662.745.6611

The Mississippi State Penitentiary (MSP) located in Sunflower County, Mississippi, serves as the maximum security facility and houses only males convicted of felonies. MSP is the oldest and largest state prison, occupying approximately 16,000 acres. The institution's capacity on June 30, 2007, was 4,501. MSP operates the Agricultural Enterprises division and farmed 5,630 acres of vegetables, rice, wheat, soybeans and corn. The institution was ACA re-accredited in November 2005.

Central Mississippi Correctional Facility

Margaret Bingham, Superintendent
Post Office Box 88550
Pearl, MS 39208
601.932.2880

The Central Mississippi Correctional Facility (CMCF) located in Rankin County, Mississippi, sits on 171.3 acres and serves as the receiving and classification facility for all persons convicted of felonies. CMCF is the second oldest state facility, having opened in February 1986. CMCF serves as the only state institution to house female inmates. The institution's capacity on June 30, 2007 was 3,403. CMCF houses male inmates with special needs, to include male inmates who are disabled and require medical treatment in the Jackson area. The institution was ACA re-accredited in October 2005.

South Mississippi Correctional Institution

Ron King, Superintendent
Post Office Box 1419
Leakesville, MS 39451
601.394.5600

The South Mississippi Correctional Institution (SMCI) located in Greene County, Mississippi, serves as a medium custody facility and houses only males convicted of felonies. SMCI is the newest state facility, having opened in 1989 and occupies approximately 360 acres. The institution's capacity on June 30, 2007, was 2,598. The institution was ACA re-accredited in April 2005.



INSTITUTIONS



Private Prisons

Delta Correctional Facility

Raymond Byrd, Warden

3800 County Road 540, Greenwood, MS 38930

662.455.9099

Facility Reopened: April 2004

ACA Accreditation: January 2007

ACA Reaccreditation: N/A

Facility Staffing: 239

Per Diem: \$30.92 per inmate

Inmate Custody Level: Medium

Programs Offered: GED, ABE, A&D Therapeutic Community, Literacy, Faith Based Initiative, Canine for Independence Dog Program, Substance Abuse Education, Vocational Building Trades, Vocational Computer Training

East Mississippi Correctional Facility

Dale Caskey, Warden

10641 Highway 80 West, Meridian, MS 39304

601.485.5255

Facility Opened: April 1999

ACA Accreditation: May 2000

ACA Reaccreditation: August 2006

Facility Staffing: 80 Non-Security; 140 Security

Per Diem: \$41.24 per inmate

Inmate Custody Level: Special Needs and all custodies except Death Row

Programs Offered: GED, ABE, A&D, Pre-Release/Life Skills, Cognitive Skills, Religious Programs, Aftercare Skills Training, Anger Management, Aftercare Skills Training, Basic Computer Skills, Fatherhood, Diagnosis Groups, Literacy Skills, Stress Management, Recreation (Physical Education), Substance Abuse education, Therapeutic Community



INSTITUTIONS



Private Prisons

Marshall County Correctional Facility

Lepher Jenkins, Warden

P. O. Box 5188, Holly Springs, MS 38634-5188

662.252.7111

Facility Opened: June 1996

ACA Accreditation: July 1997

ACA Reaccreditation: January 2007

Facility Staffing: 80 Non-Security; 140 Security

Per Diem: \$30.92 per inmate

Inmate Custody Level: Medium

Programs Offered: GED, ABE, Alcohol & Drug—Short Term, Alcohol & Drug—Long Term, Adjustment Skills Training, Life Skills, Culinary Arts, Bible Education, Computer Science, Horticulture, Literacy Skills, Vocational Education Programs

Tallahatchie County Correctional Facility

Robert Adams, Warden

P. O. Box 388, Tutwiler, MS 38963

662.345.6567

Facility Opened: January 2000

ACA Accreditation: September 2005

Facility Staffing: 69 Non-Security; 243 Security

Per Diem: \$49.50 per inmate

Inmate Custody Level: Close

Programs Offered: GED, ABE



INSTITUTIONS



Private Prisons

Walnut Grove Correctional Facility

Robert Bryant, Warden
P. O. Box 389, Walnut Grove, MS 39189
601.253.2348
Facility Opened: March 2001
ACA Accreditation: August 2002
ACA Reaccreditation: August 2005
Facility Staffing: 75 Non-Security; 149 Security
Per Diem: \$31.40 per inmate
Inmate Custody Level: All custodies up to age 22
Programs Offered: Alcohol & Drug Treatment—Long Term, Alcohol & Drug Treatment—Short Term, ABE, ACT Classes & Training, GED, Pre-Release, Regimented Inmate Discipline—Short Term, Regimented Inmate Discipline—Long Term, Vocational Skills Training

Wilkinson County Correctional Facility

Jacqueline Banks, Warden
P. O. Box 1079, Woodville, MS 39669
601.888.3199
Facility Opened: January 1998
ACA Accreditation: March 1999
ACA Reaccreditation: February 2005
Facility Staffing: 34 Non-Security; 195 Security
Per Diem: \$38.00 per inmate
Inmate Custody Level: Protective Custody, A, B and open C
Programs Offered: ABE, Computer Assistant Introduction, Carpentry Skills Trades, Faith Based Programs, Horticulture, Residential Drug & Alcohol Program



INSTITUTIONS



County Regional Facilities

Bolivar County Correctional Facility

Tommy Taylor, Warden

2792 Highway 8 West, Cleveland, MS 38732

662.843.7478

Facility Opened: November 1999

Facility Reopened: October 2002

ACA Accreditation: March 2001

ACA Reaccreditation: August 2007

Facility Staffing: 15 Non-Security; 55 Security

Per Diem: \$29.74 per inmate

Inmate Custody Level: Medium

Programs Offered: GED, A&D, Discipleship Training, Life Skills, Literacy Skills, Advanced Computer Skills, Basic Computer, ABE, Anger Management, Pre-Release, Basic Construction Skills, Basic Keyboarding

Carroll - Montgomery County Correctional Facility

Pete Misskelley, Warden

33714 MS Highway 35, Vaiden, MS 39176

662.464.5440

Facility Opened: May 1999

ACA Accreditation: January 2001

ACA Reaccreditation: January 2007

Facility Staffing: 5 Non-Security; 35 Security

Per Diem: \$29.74 per inmate

Inmate Custody Level: Medium

Programs Offered: GED, ABE, A&D, Discipleship Training, English Literacy, Vocational Education Skills Training



INSTITUTIONS



County Regional Facilities

George - Greene County Correctional Facility

Preston Goff, Warden

154 Industrial Park Road, Lucedale, MS 39452

601.947.9399

Facility Opened: May 2002

ACA Accreditation: July 2003

ACA Reaccreditation: January 2007

Facility Staffing: 10 Non-Security; 33 Security

Per Diem: \$28.87 per inmate

Inmate Custody Level: Medium

Programs Offered: GED, ABE, A&D, Bible College, Building Trades, Life Skills,
Literacy Skills Program

Holmes - Humphreys County Correctional Facility

Rayford Horton, Warden

23234 Hwy 12 E, Lexington, MS 39095

662.834.5016

Facility Opened: October 2000

ACA Accreditation: May 2002

ACA Reaccreditation: January 2005

Facility Staffing: 10 Non-Security; 42 Security

Per Diem: \$29.74 per inmate

Inmate Custody Level: Medium

Programs Offered: GED, ABE, A&D, Basic Computer Skills, Building & Trades,
Literacy Skills Program, Welding Class



INSTITUTIONS



County Regional Facilities

Issaquena County Correctional Facility

Ed Hargett, Warden

Arthur Lawler, Chief Operations Officer

P. O. Box 220, Mayersville, MS 39113

662.873.2153

Facility Opened: March 1997

ACA Accreditation: January 1999

ACA Reaccreditation: February 2005

Facility Staffing: 6 Non-Security; 39 Security

Per Diem: \$29.74 per inmate

Inmate Custody Level: Medium

Programs Offered: GED, A&D, Discipleship Training, Pre-Release, Life Skills Training, Literacy Class Skills, Pre-Release, Computer Classes

Jefferson - Franklin County Correctional Facility

Samuel Winchester, Warden

P. O. Box 218, Fayette, MS 39069

601.786.2284

Facility Opened: May 1997

ACA Accreditation: January 1999

ACA Reaccreditation: January 2006

Facility Staffing: 12 Non-Security; 30 Security

Per Diem: \$29.74 per inmate

Inmate Custody Level: Medium

Programs Offered: GED, ABE, A&D, Pre-Release Program, Life Skills, Introduction to Computers



INSTITUTIONS



County Regional Facilities

Kemper - Neshoba County Correctional Facility

Ed Hargett, Warden

Johnny Crockett, Chief Operations Officer

300 Industrial Park Road, DeKalb, MS 39328

601.743.5767

Facility Opened: October 2000

ACA Accreditation: February 2002

ACA Reaccreditation: February 2005

Facility Staffing: 4 Non-Security; 36 Security

Per Diem: \$29.74 per inmate

Inmate Custody Level: Medium

Programs Offered: GED, A&D, Discipleship Training, Computer Classes

Leake County Correctional Facility

William Jarvis, Warden

399 C.O. Brooks Street, Carthage, MS 39051

601.298.9003

Facility Opened: October 1998

ACA Accreditation: April 2000

ACA Reaccreditation: August 2006

Facility Staffing: 7 Non-Security; 50 Security

Per Diem: \$29.74 per inmate

Inmate Custody Level: Medium

Programs Offered: GED, ABE, A&D, Automotive Skills, Carpentry Skills, Literacy Skills Program, Pre-Release Program



INSTITUTIONS



County Regional Facilities

Marion - Walthall County Correctional Facility

Charles Abrams, Chief Operating Officer
503 South Main Street, Columbia, MS 39429
601.736.3621
Facility Opened: March 1999
ACA Accreditation: January 2001
ACA Reaccreditation: January 2007
Facility Staffing: 8 Non-Security; 34 Security
Per Diem: \$29.74 per inmate
Inmate Custody Level: Medium
Programs Offered: GED, ABE, A&D, Automotive Skills

Stone County Correctional Facility

Dwain Brewer, Warden
1420 Industrial Park Road, Wiggins, MS 39577
601.928.7042
Facility Opened: December 2000
ACA Accreditation: January 2002
ACA Reaccreditation: March 2005
Facility Staffing: 8 Non-Security; 32 Security
Per Diem: \$29.74 per inmate
Inmate Custody Level: Medium
Programs Offered: GED, ABE, A&D, Pre-Release, Life Skills, Building Trades Program



INSTITUTIONS



County Regional Facilities

Winston - Choctaw County Correctional Facility

Ed Hargett, Warden

Charles Tillery, Chief Operations Officer

P.O. Drawer 928, Louisville, MS 39339

662.773.2528

Facility Opened: March 1999

ACA Accreditation: January 2001

ACA Reaccreditation: August 2007

Facility Staffing: 11 Non-Security; 24 Security

Per Diem: \$29.74 per inmate

Inmate Custody Level: Medium

Programs Offered: GED, ABE, Discipleship Training, Pre-Release



INSTITUTIONS



Mississippi Prison Agriculture Enterprises

One mission of the farm program is to decrease inmate idleness and to cut budget costs for the taxpayer. During FY 2007 inmates worked 760,320 hours in the agriculture program.

For the crop year 2007, Agriculture Enterprises planted approximately 1,425 acres of vegetables, 340 acres of rice, 1,301 acres of corn, 500 acres of wheat, and 2,672 acres of soybeans.

The poultry facility is in full production with a 36,000-layer capacity. A total of 480,050 dozen eggs were delivered to MDOC food services with a non-cash value of \$378,687 in FY 2007.

The swine operation weaned 989 litters averaging 8.91 pigs per litter with 8,814 pigs weaned. The farrowing equated to an average of 2.09 litter/sow annually. Feeder hogs marketed totaled 6,318 for \$734,988. Mississippi Prison Agriculture Enterprises (MPAE) began shipping light hogs to an outside processor in May 2001. There have been 1,131 light hogs processed with a processed weight of 103,094 pounds that was donated to MDOC food service with a value of \$85,568 during FY 2007. The breeding herd received 178 raised gilts in the herd. The current inventory for breeding, farrowing, nursery, and finishing is 4,898.

The inventory of commodities carried over from FY 2007 had a value of \$317,668.06. This figure includes feed mill inventory, seed, fertilizer, and chemicals not expended during FY 2007.

Non-cash sales for FY 2007 vegetable, egg sales, and pork processed were \$1,995,089. The total pounds of vegetable non-cash sale for FY 2007 was 3,748,721. Egg sales consist of 480,050 dozen.

Vegetable value is based on the USDA Atlanta Market Report. All processed vegetables and eggs were provided to the MDOC Food Service Department. MPAE has sold eggs and vegetables to some private correctional institutions and regional facilities to generate cash dollars of \$7,916.

On June 30, 2007, the Agricultural Enterprises Special Fund had a balance of \$418,685.27. Cash income received for Agricultural Enterprises, including deposits in transit, totaled \$2,601,354.31.

MPAE completed construction of the feed mill during FY 2002 year. The three 42,000 bushels grain bins are used for on-farm storage of corn grown by MPAE and is utilized by the feed mill. This is a cost savings on outside storage and trucking fees. The total cost of the feed mill was \$864,394.81. During FY 2007 the feed mill produced over 18 different feed rations for hog and chicken consumption. They produced 4,898 tons at a price to livestock of \$851,102.67.

The work staff includes 18 positions. At the present time 17 positions are filled and MPAE has five (5) contract employees.



INSTITUTIONS



MPAE Crops, Poultry, & Swine

HOURS WORKED
760,320

TOTAL ACRES LEASED
8,279.90

AGRICULTURAL ENTERPRISES	
Beginning Balance: Special Fund	\$ 298,644.56
Total Revenue	\$ 2,601,354.31
Total Expenses	\$ 2,481,313.60
End Cash	\$ 418,685.27

CROPS - ACRES PLANTED	
Vegetables	1,425
Rice	340
Wheat	500
Soybeans	2,672
Corn	1,301
TOTAL ACRES PLANTED	6,238

POULTRY PRODUCTION	
Layer Capacity	36,000
Dozen Eggs	480,050
Non-Cash Value	\$ 378,687

SWINE OPERATION	
Litters Weaned	989
Average Litter	8.91
Number Weaned	8,814
Number Feeder Hogs Marketed	6,318
Feeder Hogs Marketed	\$ 734,988
Finishers Processed	1,131
Processed Weight of Cull Sows & Finishers	103,094
Non-Cash Value	\$ 85,568
Raised Gilts into Breeding Herd	178
Current Inventory for Breeding, Farrowing, Finishing and Nursery	4,898



INSTITUTIONS



MPAE Non-Cash Sales

EGGS NON-CASH SALES				
Year	Fiscal Year		Calendar Year	
	# of Dozens	Cash Value	# of Dozens	Cash Value
2001	444,570	\$ 296,400	498,510	\$ 313,106
2002	510,840	\$ 290,405	497,040	\$ 290,381
2003	559,860	\$ 362,315	545,400	\$ 404,137
2004	510,720	\$ 453,455	588,742	\$ 451,796
2005	548,014	\$ 302,223	550,691	\$ 283,512
2006	635,789	\$ 358,546	561,064	\$ 339,575
2007	480,050	\$ 378,687	482,799	\$ 482,575

VEGETABLES NON-CASH SALES		
Year	Fiscal Year	Calendar Year
	# of Pounds (millions)	# of Pounds (millions)
2001	3.199	3.391
2002	3.575	3.575
2003	3.424	3.654
2004	3.458	3.700
2005	3.694	3.340
2006	3.262	3.214
2007	3,749	3.580

EGGS and VEGETABLES NON-CASH SALES		
Year	Fiscal Year	Calendar Year
	Cash Value	Cash Value
2001	\$ 1,338,016	\$ 1,409,307
2002	\$ 1,579,563	\$ 1,720,755
2003	\$ 1,852,221	\$ 1,707,278
2004	\$ 1,649,421	\$ 1,634,669
2005	\$ 1,511,210	\$ 1,255,340
2006	\$ 1,628,328	\$ 1,358,176
2007	\$ 1,909,522	\$ 1,975,382



INSTITUTIONS



Treatment Programs Alcohol and Drug

Mission Statement: The mission of the Alcohol and Drug (A&D) Program is to provide treatment and rehabilitation services to offenders who have a history of substance abuse problems or who commit alcohol and drug related crimes. The goal is to correct the offender's attitude and behavior that supports criminal thinking.

Mississippi State Penitentiary

Unit 30 A-B: The Alcohol and Drug Therapeutic Community Treatment Centers (ADTC-TC) at Unit 30 total 432 therapeutic community treatment beds. Unit 30 consists of two housing buildings (Buildings A and B), with two housing zones in each of the two buildings (Zones A & B). Each housing zone accommodates 108 offenders. Adjacent to each housing building is clinical staff office space. Group rooms and classrooms are in the Unit 30 compound.

The Therapeutic Community Program is a long-term program only. Offenders must have at least six to thirty months remaining on their sentence to enter the program. The goal is to provide a continuum of care whereby treatment begins in the Alcohol and Drug Therapeutic Community to the Pre-Release Program, continues further if the offender is released to Intensive Supervision (House Arrest) with recommendations to continue treatment in the community.

Unit 28: This is a long-term A&D Treatment Program for Special Needs (i.e., HIV/AIDS) offenders who are within six to thirty months of their earliest release date. This program began operation as a Therapeutic Community in April 2002. Prior to that, it operated as a 12-week program.

Unit 31: This is a traditional 12-Week A&D Program based on the principles of Alcoholics Anonymous offered at Unit 31 for Special Needs (Disability) offenders.

Unit 25: The Pre-Release/Job Assistance Alcohol and Drug Therapeutic Community After Care Program at Unit 25 has a total of 60 treatment beds. The program's goal is to provide soon-to-be released offenders with techniques that will enhance their sobriety, employability, social and human relation skills.

Central Mississippi Correctional Facility

This is a 12-week traditional Alcohol and Drug Treatment in operation for female offenders at the Central Mississippi Correctional Facility (CMCF). A long-term (6 months to 12 months) Residential Substance Abuse Treatment Program (RSAT) is also available at CMCF for female offenders. In addition, a 12-week Treatment Program is also available at CMCF for Special needs (disabled) male offenders.

South Mississippi Correctional Institution

A traditional Alcohol and Drug Treatment Program was started in June 2000 at the South Mississippi Correctional Institution (SMCI), Leakesville, Mississippi, for general population offenders. This program is 12 weeks in duration. It was started primarily



INSTITUTIONS



Treatment Programs Alcohol and Drug

for Judicial Review cases that do not have six months remaining on their sentences upon entry to the Central Mississippi Correctional Facility (CMCF), Pearl, Mississippi, the point of entry for inmates into the Mississippi Prison System. This program also serves parole and ISP offenders. In addition, SMCI provides an Alcohol and Drug component in the Regimented Inmate Discipline (RID) Program. In September 2005, a long-term (6 months) program was started for general population offenders. In July 2006, a short-term (12 weeks) A&D program was implemented for CWC returnees.

Community Pre-Release Centers

The Residential Substance Abuse Treatment (RSAT) Program is operated in the Flowood, Pike and Quitman Community Pre-Release Centers for offenders who are within six months to one year of release. The offenders provide work in the community during the day and attend Alcohol and Drug classes in the evening.

Flowood Community Work Center

A twelve-week A&D program is offered at the Flowood Community Work Center for female offenders who are expiring their sentence, paroling or are being released on ISP.

Community Work Centers

Alcohol and Drug Treatment Programs based on the principals of Alcoholics Anonymous are offered in 14 Community Work Centers. Offenders provide work in the community during the day and attend evening treatment sessions weekly.

MDOC INMATES SERVED BY ALCOHOL AND DRUG PROGRAMS				
LOCATION		SERVED	COMPLETED	CAPACITY
MSP	Therapeutic Community (Unit 30)	1,499	589	432
	Therapeutic Community After Care (Unit 25)	215	95	60
	Special Needs (Disability Unit 31)	8	6	20
	Special Needs (Unit 28)	89	23	48
CMCF	A & D Program for Females	482	300	232
	A & D Program for Males (Disability Unit)	70	52	16
SMCI	Regimented Inmate Discipline Area	329	280	19
	General Population Program Area	959	607	178
3 Community Pre-Release Centers		587	381	132
Flowood CWC (General Population)		28	25	N/A
14 Community Work Centers (Alcoholics Anonymous)		351	117	N/A



INSTITUTIONS



Treatment and Educational Programs

MISSISSIPPI STATE PENITENTIARY		
Program Area	Enrollment Capacity	Program Length
Adult Basic Education (Literacy, ABE, GED)	230	Open Entry/Exit
Agri-Business Horticulture	15	1,750 Hours
Auto/Automotive Body Repair	15	1,600 Hours
Auto/Automotive Mechanic/Technician	15	1,860 Hours
Carpentry	15	1,750 Hours
Communications System Installation (U/30)	15	1,900 Hours
Diesel Equipment Repair & Services	15	1,260 Hours
Electrical	15	1,450 Hours
Heating, Air Conditioning & Refrig. (U/30)	15	1,900 Hours
Institutional Food Workers & Administration	15	1,600 Hours
Masonry & Tile Setting	15	1,800 Hours
Outboard Engine Mechanics (U/30)	15	1,900 Hours
Plumbing & Pipefitting	15	1,675 Hours
Sheet Metal Skills	15	1,850 Hours
Welder/Welding Technologist	15	1,400 Hours
Welder/Welding Technologist (U/30)	15	1,400 Hours

CENTRAL MISSISSIPPI CORRECTIONAL FACILITY		
Program Area	Enrollment Capacity	Program Length
Adult Basic Education (Literacy, ABE, GED)	200	Open Entry/Exit
Balancing Work and Family	15	750 Hours
Business Technology	15	1,500 Hours
Clothing Apparel and Textile Workers	15	1,200 Hours
Cosmetology	20	1,500 Hours
Upholstery	20	1,200 Hours

SOUTH MISSISSIPPI CORRECTIONAL INSTITUTION		
Program Area	Enrollment Capacity	Program Length
Adult Basic Education (Literacy, ABE, GED)	125	Open Entry/Exit
Auto/Automotive Mechanic/Technician	15	1,860 Hours
Auto/Automotive Body Repair	15	1,600 Hours
Electrical	15	1,450 Hours
Plumbing & Pipefitting	15	1,675 Hours
Welder/Welding Technologist	15	1,400 Hours



INSTITUTIONS



Treatment and Educational Programs

DELTA CORRECTIONAL FACILITY		
Program Area	Enrollment Capacity	Program Length
Adult Basic Education	75	Open Entry/Exit
Canine for Independence	12	Open Entry/Exit
Faith Based Initiative	54	10 Months
General Education Degree	25	Open Entry/Exit
Literacy Skills	60	Open Entry/Exit
Substance Abuse Education	34	5 Months
Therapeutic Community	54	10 Months
Vocational Building Trades	40	6 Months
Vocational Computer Training	40	8 Months

EAST MISSISSIPPI CORRECTIONAL FACILITY		
Program Area	Enrollment Capacity	Program Length
Adult Basic Education	60	Open Entry/Exit
Aftercare Skills Training	As Needed	1 Week
Anger Management	20	6 Weeks
Basic Computer Skills	20	13 Weeks
Cognitive Skills Training	20	6 to 52 Weeks
Diagnosis Groups	13	6 Weeks
Fatherhood	24	12 Weeks
General Education Degree	60	Open Entry/Exit
Literacy Skills	20	Open Entry/Exit
Pre-Release/Life Skills	30	13 Weeks
Recreation (Physical Education)	As Needed	Open Entry/Exit
Religious Programs	As Needed	Open Entry/Exit
Stress Management	30	16 Weeks
Substance Abuse Education	66	12 Weeks
Therapeutic Community	66	1 Year



INSTITUTIONS



Treatment and Educational Programs

MARSHALL COUNTY CORRECTIONAL FACILITY		
Program Area	Enrollment Capacity	Program Length
Adult Basic Education	30	Open Entry/Exit
Adjustment Skills Training	30	45 Days
Alcohol & Drug Treatment—Short Term	30	45 Days
Alcohol & Drug Treatment—Long Term	30	180 Days
Bible Education Program	268	Open Entry/Exit
Culinary Arts Introduction	15	1 Year
General Education Degree	30	Open Entry/Exit
Introduction to Computer Science	16	180 Days
Introduction to Horticulture	22	180 Days
Life Skills	30	65 Days
Literacy Skills	30	Open Entry/Exit
Vocational Education Programs	30	Open Entry/Exit

TALLAHATCHIE COUNTY CORRECTIONAL FACILITY		
Program Area	Enrollment Capacity	Program Length
Adult Basic Ed/General Education Degree	20	Open Entry/Exit

WALNUT GROVE YOUTH CORRECTIONAL FACILITY		
Program Area	Enrollment Capacity	Program Length
Alcohol & Drug Treatment—Long Term	300	6 Months
Alcohol & Drug Treatment—Short Term	300	3 Months
Adult Basic Education Program	300	Open Entry/Exit
ACT Classes & Training	30	1 to 1-1/2 Years
General Education Degree	360	Open Entry/Exit
Pre-Release	150	6 Weeks
Regimented Inmate Discipline - Short Term	60	90 Days
Regimented Inmate Discipline - Long Term	128	6 Months
Vocational Skills Training	150	1 Year



INSTITUTIONS



Treatment and Educational Programs

WILKINSON COUNTY CORRECTIONAL FACILITY		
Program Area	Enrollment Capacity	Program Length
Adult Basic Education—I	50	Open Entry/Exit
Computer Assistant Instruction	34	Open Entry/Exit
Carpentry Skills Trades	52	Open Entry/Exit
Faith Based	61	9 to 18 Months
Horticulture	44	Open Entry/Exit
Residential Drug & Alcohol Program	61	7 to 10 Months

BOLIVAR COUNTY CORRECTIONAL FACILITY		
Program Area	Enrollment Capacity	Program Length
Alcohol & Drug Treatment Program	30	270 Hours
Advanced Computer Skills	10	8 Hours
Anger Management	10	8 Hours
Basic Computer Skills	10	8 Hours
Basic Construction Skills	10	16 Hours
Basic Keyboarding	10	8 Hours
Discipleship 1—5	20	12 Hours
General Education Degree	20	Open Entry/Exit
Life Skills Program	20	24 Hours
Literacy Skills	14	Open Entry/Exit

CARROLL/MONTGOMERY CORRECTIONAL FACILITY		
Program Area	Enrollment Capacity	Program Length
Adult Basic Education	35	1,620 Hours
Basic Alcohol & Drug Counseling	20	9 Hours
Discipleship	12	9 Hours
English Literacy	15	1,620 Hours
General Education Degree	35	1,620 Hours
Vocational Education Skills Training	8	10,800 Hours



INSTITUTIONS



Treatment and Educational Programs

GEORGE/GREENE COUNTY CORRECTIONAL FACILITY		
Program Area	Enrollment Capacity	Program Length
Alcohol & Drug Treatment	30	90 Days
Adult Basic Education	10	90 Days
Bible College	30	2 Years
Building Trades	12	9 Months
General Education Degree	20	90 Days
Life Skills Training	20	90 Days
Literacy Skills Program	5	90 Days

HOLMES/HUMPHREYS COUNTY CORRECTIONAL FACILITY		
Program Area	Enrollment Capacity	Program Length
Alcohol & Drug Treatment Program	50	8 Weeks
Adult Basic Ed/General Education Degree	35	12 Months
Basic Computer Skills	50	8 Weeks
Building & Trades	25	8 Weeks
Literacy Skills Program	15	12 Months
Welding Class	15	Open Entry/Open Exit

ISSAQUENA COUNTY CORRECTIONAL FACILITY		
Program Area	Enrollment Capacity	Program Length
Computer Class	10	1 Month
Discipleship Class Level I	30	6 Weeks
General Education Degree	30	34 Weeks
Life Skills Training	30	12 Weeks
Literacy Class Skills	25	52 Weeks
Pre-Release Program	30	8 Weeks
Substance Abuse Program	50	6 Weeks



INSTITUTIONS



Treatment and Educational Programs

JEFFERSON/FRANKLIN CORRECTIONAL FACILITY		
Program Area	Enrollment Capacity	Program Length
Alcohol & Drug Treatment Program	12	12 Weeks
General Education Degree	25	Open Entry/Exit
Introduction to Computers	10	8 Weeks
Life Skills Training	15	12 Weeks
Pre-Release Program	20	12 Weeks

KEMPER/NESHOBA REGIONAL CORRECTIONAL FACILITY		
Program Area	Enrollment Capacity	Program Length
Alcohol & Drug Treatment Program	28	12 Weeks
Computer Class	22	18 Weeks
Discipleship I	45	6 Weeks
Discipleship II—VIII	45	13 Weeks
General Education Degree	25	12 Weeks

LEAKE COUNTY REGIONAL CORRECTIONAL FACILITY		
Program Area	Enrollment Capacity	Program Length
Adult Basic Ed/General Education Degree	120	12 Months
Alcohol & Drug Treatment Program	50	12 Weeks
Automotive Skills	20	16 Weeks
Carpentry Skills	20	16 Weeks
Literacy Skills Program	20	18 Weeks
Pre-Release Program	20	12 Weeks

MARION/WALTHALL CORRECTIONAL FACILITY		
Program Area	Enrollment Capacity	Program Length
Automotive Skills	10	6 Weeks
General Education Degree	36	4 to 5 Months
Substance Abuse Treatment Education	25	4 Months



INSTITUTIONS



Treatment and Educational Programs


STONE COUNTY CORRECTIONAL FACILITY		
Program Area	Enrollment Capacity	Program Length
Alcohol & Drug Treatment Program	20–25	12 Weeks
Building Trades Program	15	1,560 Hours
General Education Degree	20–25	6 Months
Life Skills Program	20–25	16 Weeks

WINSTON/CHOCTAW COUNTY CORRECTIONAL FACILITY		
Program Area	Enrollment Capacity	Program Length
Adult Basic Ed/General Education Degree	30	Open Entry/Exit
Discipleship I–II	30	8 Weeks
Discipleship III–IV	30	12 Weeks
Discipleship V–VI	30	12 Weeks
Discipleship VII–VIII	30	12 Weeks
Pre-Release	20	12 Weeks

Inmate Population

(as of June 30, 2007)

***Includes Intensive Supervision Program, Earned Release Supervision and Medical Release Offenders**





INMATE POPULATION

General Characteristics



GENDER	MALE		FEMALE		TOTAL
	22,493		2,404		24,897
RACE	MALE	FEMALE		TOTAL	%
White	6,746	1,187		7,933	31.86
Black	15,523	1,193		16,716	67.14
Hispanic	148	12		160	.64
Other	57	11		68	.27
Unknown Race	19	1		20	.08
AGE	MALE	FEMALE		TOTAL	%
14	1	0		1	.00
15	4	0		4	.02
16	17	0		17	.07
17	49	1		50	.20
18 - 19	483	31		514	2.06
20 - 29	8,521	708		9,229	37.07
30 - 39	6,556	796		7,352	29.53
40 - 49	4,601	637		5,238	21.04
50 - 59	1,811	191		2,002	8.04
60 - 69	358	35		393	1.58
70 - 79	77	4		81	.33
80+	5	1		6	.02
Verification Pending	10	0		10	.04
OFFENSE	MALE	FEMALE		TOTAL	%
Possession of Drugs	3,926	525		4,451	17.88
Sale of Drugs	3,840	444		4,284	17.21
Property	3,210	820		4,030	16.19
Burglary	2,974	171		3,145	12.63
Robbery	2,685	108		2,793	11.22
Homicide/Manslaughter	2,314	192		2,506	10.07
Sex Offense	2,019	25		2,044	8.21
Violent	1,525	119		1,644	6.60



INMATE POPULATION

General Characteristics



OFFENSE	AVERAGE SENTENCE LENGTH IN YEARS		
Homicide/Manslaughter		38.33	
Sex Offense		20.00	
Robbery		16.41	
Violent		12.59	
Sale of Drugs		10.36	
Burglary		8.19	
Possession of Drugs		7.18	
Property		5.33	

OFFENSE	AVERAGE AGE AT TIME OF OFFENSE		
Property		34.19	
Sex Offense		33.52	
Possession of Drugs		32.59	
Sale of Drugs		31.27	
Violent		30.67	
Burglary		28.63	
Homicide/Manslaughter		28.13	
Robbery		25.25	



INMATE POPULATION



County of Conviction

	COUNTY			COUNTY		
	COUNTY	OFFENDERS	%	COUNTY	OFFENDERS	%
Northern Counties	Alcorn	252	2.86	Montgomery	129	1.47
	Attala	217	2.46	Panola	394	4.47
	Benton	59	.67	Pontotoc	347	3.94
	Bolivar	304	3.45	Prentiss	246	2.79
	Calhoun	213	2.42	Quitman	90	1.02
	Carroll	95	1.08	Sunflower	309	3.51
	Chickasaw	254	2.88	Tallahatchie	200	2.27
	Choctaw	85	.97	Tate	195	2.21
	Coahoma	315	3.58	Tippah	141	1.60
	Desoto	764	8.68	Tishomingo	75	.85
	Grenada	368	4.18	Tunica	169	1.92
	Itawamba	153	1.74	Union	240	2.73
	Lafayette	256	2.91	Washington	535	6.08
	Lee	974	11.06	Webster	96	1.09
	Leflore	366	4.16	Winston	150	1.70
	Marshall	319	3.62	Yalobusha	111	1.26
	Monroe	384	4.36	TOTAL	8,805	35.37

	COUNTY			COUNTY		
	COUNTY	OFFENDERS	%	COUNTY	OFFENDERS	%
Central Counties	Adams	334	5.87	Lincoln	337	5.92
	Amite	91	1.60	Madison	590	10.36
	Claiborne	78	1.37	Pike	583	10.24
	Copiah	283	4.97	Rankin	737	12.94
	Franklin	51	.90	Sharkey	31	.54
	Hinds	1,487	26.12	Walthall	148	2.60
	Holmes	144	2.53	Warren	365	6.41
	Humphreys	104	1.83	Wilkinson	61	1.07
	Issaquena	7	.12	Yazoo	192	3.37
	Jefferson	71	1.25	TOTAL	5,694	22.87



INMATE POPULATION



County of Conviction

	SOUTHERN COUNTIES			CENTRAL COUNTIES		
	COUNTY	OFFENDERS	%	COUNTY	OFFENDERS	%
Southern Counties	Clarke	142	1.38	Lawrence	96	.9
	Clay	388	3.77	Leake	177	1.72
	Covington	78	.76	Lowndes	1,194	11.61
	Forrest	721	7.01	Marion	300	2.92
	George	150	1.46	Neshoba	254	2.47
	Greene	92	.89	Newton	134	1.30
	Hancock	218	2.12	Noxubee	92	.89
	Harrison	1,810	17.60	Oktibbeha	545	5.30
	Jackson	711	6.91	Pearl River	367	3.57
	Jasper	62	.60	Perry	65	.63
	Jeff Davis	80	.78	Scott	315	3.06
	Jones	445	4.33	Simpson	100	.97
	Kemper	46	.45	Smith	53	.52
	Lamar	309	3.00	Stone	99	.96
	Lauderdale	1,034	10.05	Wayne	210	2.04
				TOTAL	10,287	41.32

	TOTAL	
	NUMBER	%
Northern	8,805	35.37
Central	5,694	22.87
Southern	10,287	41.32
Out-of-State	1	.00
Verification Pending	110	.44
TOTAL	24,897	100.00

	RECAP	
	County	Number of Convictions
Northern County with highest number convictions	Lee	974
Central County with highest number convictions	Hinds	1,487
Southern County with highest number convictions	Harrison	1,810
Northern County with lowest number convictions	Benton	59
Central County with lowest number convictions	Issaquena	7
Southern County with lowest number convictions	Kemper	46



INMATE POPULATION



Age of Offenders

MALE	BLACK	WHITE	HISPANIC	OTHER	TOTAL
14	1	0	0	0	1
15	4	0	0	0	4
16	13	4	0	0	17
17	40	7	0	1	48
18 - 19	370	106	2	3	481
20 - 29	6,301	2,123	60	28	8,512
30 - 39	4,524	1,972	44	14	6,554
40 - 49	2,924	1,641	30	4	4,599
50 - 59	1,140	658	6	5	1,809
60 - 69	161	190	5	2	358
70 - 79	36	41	0	0	77
80+	3	2	0	0	5
Verification Pending	6	2	1	1	10
TOTAL	15,523	6,746	148	58	22,475

FEMALE	BLACK	WHITE	HISPANIC	OTHER	TOTAL
17	1	0	0	0	1
18 - 19	15	15	0	1	31
20 - 29	336	365	2	5	708
30 - 39	398	393	4	1	796
40 - 49	322	309	5	1	637
50 - 59	106	82	0	3	191
60 - 69	14	20	1	0	35
70 - 79	1	3	0	0	4
TOTAL	1,193	1,187	12	11	2,403

UNKNOWN	TOTAL	%	UNKNOWN	TOTAL	%
17	1	5.26	40 - 49	2	10.53
18 - 19	2	10.53	50 - 59	2	10.53
20 - 29	9	47.37	80+	1	5.26
30 - 39	2	10.53	TOTAL	19	100.00



INMATE POPULATION



Age of Offenders

MALE - PERCENTAGE		
AGE	TOTAL	%
14	1	.00
15	4	.02
16	17	.08
17	48	.21
18 - 19	481	2.14
20 - 29	8,512	37.87
30 - 39	6,554	29.16
40 - 49	4,599	20.46
50 - 59	1,809	8.05
60 - 69	358	1.59
70 - 79	77	.34
80+	5	.02
Verification Pending	10	.04
TOTAL	22,475	100.00

FEMALE - PERCENTAGE		
AGE	TOTAL	%
14	0	.00
15	0	.00
16	0	.00
17	1	.04
18 - 19	31	1.29
20 - 29	708	29.46
30 - 39	796	33.13
40 - 49	637	26.51
50 - 59	191	7.95
60 - 69	35	1.46
70 - 79	4	.17
80+	0	.00
Verification Pending	0	.00
TOTAL	2,403	100.00

COMBINED	MALE AND FEMALE	%
14	1	.00
15	4	.02
16	17	.07
17	49	.20
18 - 19	512	2.06
20 - 29	9,220	37.03
30 - 39	7,350	29.52
40 - 49	5,236	21.03
50 - 59	2,000	8.03
60 - 69	393	1.58
70 - 79	81	.33
80+	5	.02
Verification Pending	10	.04
Unknown Race	19	.08
TOTAL	24,897	100.00



INMATE POPULATION



Custody of Offenders

MALE	BLACK	WHITE	HISPANIC	OTHER	UNKNOWN	TOTAL
MOA	2,004	1,106	12	8	2	3,132
MORA	2,655	1,433	23	14	1	4,126
MOB	3,892	1,894	53	14	2	5,855
MORB	3,220	982	22	14	1	4,239
C	1,939	391	8	1	0	2,339
D	619	79	2	1	0	701
DR	33	29	0	1	0	63
*Unclassified	1,161	832	28	4	13	2,038
TOTAL	15,523	6,746	148	57	19	22,493
%	69.01	29.99	.66	.25	.08	100.00

***Unclassified:** Offenders in county jails who have not been through the Mississippi Department of Corrections initial classification process are not assigned a custody class. Additionally, offenders who exit county jails on Intensive Supervision, Earned Release Supervision or another form of release without going through the initial classification process are not assigned a custody classification.

FEMALE	BLACK	WHITE	HISPANIC	OTHER	UNKNOWN	TOTAL
MOA	204	201	6	2	0	413
MORA	326	337	1	4	0	668
MOB	277	290	3	2	0	572
MORB	147	64	0	1	0	212
C	27	7	0	0	0	34
D	14	5	0	0	0	19
DR	0	3	0	0	0	3
Unclassified	198	280	2	2	1	483
TOTAL	1,193	1,187	12	11	1	2,404
%	49.63	49.38	.50	.46	.04	100.00



INMATE POPULATION



Custody of Offenders

CLASS	MALE	%
MOA	3,132	13.92
MORA	4,126	18.34
MOB	5,855	26.03
MORB	4,239	18.85
C	2,339	10.40
D	701	3.12
DR	63	.28
*Unclassified	2,038	9.06
TOTAL	22,493	100.00

CLASS	FEMALE	%
MOA	413	17.19
MORA	668	27.79
MOB	572	23.79
MORB	212	8.82
C	34	1.41
D	19	.79
DR	3	.12
*Unclassified	483	20.09
TOTAL	2,404	100.00

CLASS	MALE AND FEMALE	%
MOA	3,545	14.23
MORA	4,794	19.26
MOB	6,427	25.81
MORB	4,451	17.88
C	2,373	9.53
D	720	2.89
DR	66	.27
Unclassified	2,521	10.13
TOTAL	24,897	100.00



INMATE POPULATION



Sentence Length

MALE	BLACK	WHITE	HISPANIC	OTHER	TOTAL	%
Less than 1 year	47	28	1	1	77	.34
1 - 2 Years	1,156	664	13	6	1,839	8.18
3 - 5 Years	3,675	1,931	26	18	5,650	25.14
6 - 10 Years	4,430	1,908	46	16	6,400	28.48
11 - 20 Years	3,210	1,105	36	6	4,357	19.39
21 -30 Years	807	236	8	2	1,053	4.69
Greater Than 30 Years	540	124	3	1	668	2.97
Life	1,323	472	5	4	1,804	8.03
Death	35	29	0	1	65	.29
Verification Pending	300	249	10	2	561	2.50
TOTAL	15,523	6,746	148	57	22,474	100.00

Unknown Sentence Length and/or Race	TOTAL	%
	20	.08

FEMALE	BLACK	WHITE	HISPANIC	OTHER	TOTAL	%
Less than 1 year	5	6	0	0	11	.46
1 - 2 Years	157	211	0	3	371	15.44
3 - 5 Years	368	444	4	6	822	34.21
6 - 10 Years	324	275	5	1	605	25.18
11 - 20 Years	202	99	2	0	303	12.61
21 -30 Years	24	14	1	1	40	1.66
Greater Than 30 Years	10	7	0	0	17	.71
Life	49	39	0	0	88	3.66
Death	0	3	0	0	3	.12
Verification Pending	54	89	0	0	143	5.95
TOTAL	1,193	1,187	12	11	2,403	100.00



INMATE POPULATION



Medical Class

MALE	BLACK	WHITE	HISPANIC	OTHER	TOTAL
*Y	4	0	0	0	4
*O	4	2	0	0	6
1	11,658	4,434	107	44	16,243
2	1,822	1,030	14	7	2,873
3	1,005	482	6	3	1,496
4	301	200	2	0	503
5	61	54	0	0	115
Verification Pending	668	544	19	3	1,234
Unknown	0	0	0	19	19
TOTAL	15,523	6,746	148	76	22,493

***Medical Class Y:** Indicates the offender was classified under the previous medical classification system and determined to have disabilities.

***Medical Class O:** Indicates the offender was classified under the previous medical classification system and determined not to have disabilities.

FEMALE	BLACK	WHITE	HISPANIC	OTHER	TOTAL
1	569	532	6	6	1,113
2	266	291	4	0	561
3	142	117	1	1	261
4	34	27	0	1	62
5	9	2	0	0	11
Verification Pending	173	218	1	3	395
Unknown	0	0	0	1	1
TOTAL	1,193	1,187	12	12	2,404



INMATE POPULATION



Primary Offenses

OFFENSES	MALE	FEMALE	TOTAL	%
Burglary	2,974	171	3,145	12.63
Homicide/Manslaughter	2,314	192	2,506	10.07
Possession of Drugs	3,926	525	4,451	17.88
Sales of Drugs	3,840	444	4,284	17.21
Robbery	2,685	108	2,793	11.22
Sex Offense	2,019	25	2,044	8.21
Violent	1,525	119	1,644	6.60
Property	3,210	820	4,030	16.19
TOTAL	22,493	2,404	24,897	100.00

MALE					
OFFENSES	BLACK	WHITE	HISPANIC	OTHER	TOTAL
Burglary	1,904	1,040	13	17	2,974
Homicide/Manslaughter	1,711	584	11	8	2,314
Possession of Drugs	2,297	1,561	56	12	3,926
Sales of Drugs	3,344	483	9	4	3,840
Robbery	2,287	384	9	5	2,685
Sex Offense	1,090	905	18	6	2,019
Violent	1,132	379	7	7	1,525
Property	1,758	1,410	25	17	3,210
TOTAL	15,523	6,746	148	76	22,493

FEMALE					
OFFENSES	BLACK	WHITE	HISPANIC	OTHER	TOTAL
Burglary	51	117	0	3	171
Homicide/Manslaughter	120	72	0	0	192
Possession of Drugs	173	341	8	3	525
Sales of Drugs	313	128	2	1	444
Robbery	75	33	0	0	108
Sex Offense	7	18	0	0	25
Violent	83	35	1	0	119
Property	371	443	1	5	820
TOTAL	1,193	1,187	12	12	2,404



INMATE POPULATION



Average Monthly Population


FACILITY	JUL	AUG	SEP	OCT
Mississippi State Penitentiary	4,462	4,480	4,525	4,527
Central Mississippi Correctional Facility	3,259	3,306	3,310	3,298
South Mississippi Correctional Institution	2,023	2,031	2,078	2,224
County Jails	1,711	1,781	1,795	1,851
Community Work Centers	1,756	1,759	1,755	1,748
County/Regional Facilities	3,044	3,054	3,075	3,072
Private Prisons	4,864	4,862	4,869	4,861
Restitution Centers	12	13	13	14
Governor's Mansion	5	5	5	5
*E-CODE	23	17	25	33
TOTAL	21,159	21,309	21,449	21,633
ACTUAL CAPACITY	21,846	21,821	21,821	22,096

FACILITY	NOV	DEC	JAN	FEB
Mississippi State Penitentiary	4,525	4,506	4,507	4,476
Central Mississippi Correctional Facility	3,361	3,361	3,364	3,412
South Mississippi Correctional Institution	2,260	2,306	2,285	2,288
County Jails	1,807	1,819	1,844	1,876
Community Work Centers	1,754	1,760	1,716	1,728
County/Regional Facilities	3,072	3,076	3,062	3,069
Private Prisons	4,853	4,863	4,849	4,859
Restitution Centers	12	13	12	12
Governor's Mansion	5	5	5	5
*E-CODE	17	4	34	33
TOTAL	21,666	21,712	21,677	21,758
ACTUAL CAPACITY	22,116	22,116	22,083	22,146

FACILITY	MAR	APR	MAY	JUN
Mississippi State Penitentiary	4,450	4,514	4,507	4,520
Central Mississippi Correctional Facility	3,442	3,439	3,412	3,378
South Mississippi Correctional Institution	2,379	2,439	2,525	2,585
County Jails	1,908	1,868	1,801	1,858
Community Work Centers	1,737	1,743	1,741	1,726
County/Regional Facilities	3,068	3,069	3,075	3,072
Private Prisons	4,904	4,891	4,876	4,885
Restitution Centers	12	11	11	10
Governor's Mansion	5	5	5	5
*E-CODE	27	19	21	38
TOTAL	21,932	21,998	21,974	22,077
ACTUAL CAPACITY	22,160	22,272	22,444	22,456

***E-Code:** Offenders who are temporarily off their facility count due to being at an off-site hospital, on funeral leave or on a 72-hour honorary leave.

Inmate Admissions





INMATE ADMISSIONS

General Characteristics



GENDER	MALE		FEMALE		TOTAL
	8,649		1,218		9,867
RACE	MALE	FEMALE		TOTAL	%
White	2,982	680		3,662	37.11
Black	5,544	526		6,070	61.52
Hispanic	81	4		85	.86
Other	30	8		38	.39
Unknown Race	12	0		12	.12
AGE	MALE	FEMALE		TOTAL	%
14	2	0		2	.02
15	7	0		7	.07
16	15	0		15	.15
17	84	1		85	.86
18 - 19	490	33		523	5.30
20 - 29	3,681	399		4,080	41.35
30 - 39	2,283	411		2,694	27.30
40 - 49	1,495	297		1,792	18.16
50 - 59	507	64		571	5.79
60 - 69	69	10		79	.80
70 - 79	16	3		19	.19
OFFENSE	MALE	FEMALE		TOTAL	%
Burglary	1,437	87		1,524	15.45%
Homicide/Manslaughter	201	24		225	2.28%
Property	2,301	523		2,824	28.62%
Possession of Drugs	2,259	341		2,600	26.35%
Robbery	479	39		518	5.25%
Sale of Drugs	1,064	144		1,208	12.24%
Sex Offense	414	7		421	4.27%
Violent	494	53		547	5.54%



INMATE ADMISSIONS

General Characteristics



OFFENSE	AVERAGE SENTENCE LENGTH IN YEARS		
Homicide/Manslaughter		27.06	
Sex Offense		10.50	
Robbery		9.70	
Violent		6.51	
Drug Sale		6.48	
Burglary		5.29	
Drug Possession		4.65	
Property		3.58	

OFFENSE	AVERAGE AGE AT TIME OF OFFENSE		
Property		34.67	
Drug Possession		32.37	
Burglary		28.68	
Drug Sale		32.23	
Violent		30.76	
Robbery		26.43	
Sex Offense		36.20	
Homicide/Manslaughter		29.67	



INMATE ADMISSIONS



County of Conviction

Northern Counties	COUNTY	OFFENDERS	%	COUNTY	OFFENDERS	%
	Alcorn	85	.86	Montgomery	38	.39
Attala	68	.69	Panola	114	1.16	
Benton	25	.25	Pontotoc	129	1.31	
Bolivar	85	.86	Prentiss	117	1.19	
Calhoun	94	.95	Quitman	35	.35	
Carroll	20	.20	Sunflower	70	.71	
Chickasaw	112	1.14	Tallahatchie	60	.61	
Choctaw	22	.22	Tate	62	.63	
Coahoma	112	1.14	Tippah	64	.65	
Desoto	393	3.98	Tishomingo	33	.33	
Grenada	102	1.03	Tunica	111	1.12	
Itawamba	65	.66	Union	101	1.02	
Lafayette	89	.90	Washington	142	1.44	
Lee	402	4.07	Webster	29	.29	
Leflore	101	1.02	Winston	49	.50	
Marshall	140	1.42	Yalobusha	26	.26	
Monroe	161	1.63	TOTAL	3,256	33.00	

Central Counties	COUNTY	OFFENDERS	%	COUNTY	OFFENDERS	%
	Adams	119	1.21	Lincoln	127	1.29
Amite	31	.31	Madison	291	2.95	
Claiborne	23	.23	Pike	232	2.35	
Copiah	118	1.20	Rankin	396	4.01	
Franklin	22	.22	Sharkey	15	.15	
Hinds	688	6.97	Walthall	53	.54	
Holmes	36	.36	Warren	158	1.60	
Humphreys	25	.25	Wilkinson	5	.05	
Issaquena	1	.01	Yazoo	84	.85	
Jefferson	30	.30	TOTAL	2,454	24.87	



INMATE ADMISSIONS



County of Conviction

Southern Counties	COUNTY	OFFENDERS	%	COUNTY	OFFENDERS	%
	Clarke	58	.59	Lawrence	61	.62
	Clay	116	1.18	Leake	50	.51
	Covington	37	.37	Lowndes	366	3.71
	Forrest	343	.22	Marion	122	1.24
	George	75	.76	Neshoba	89	.90
	Greene	36	.36	Newton	52	.53
	Hancock	61	.62	Noxubee	27	.27
	Harrison	844	8.55	Oktibbeha	193	1.96
	Jackson	358	3.63	Pearl River	157	1.59
	Jasper	16	.16	Perry	18	.18
	Jeff Davis	22	.22	Scott	81	.82
	Jones	143	1.45	Simpson	51	.52
	Kemper	28	.28	Smith	22	.22
	Lamar	186	1.89	Stone	52	.53
Lauderdale	391	3.96	Wayne	65	.66	
			TOTAL	4,120	41.76	

TOTAL		NUMBER	%
	Northern	3,256	33.00
	Central	2,454	24.87
	Southern	4,120	41.76
	Verification Pending	37	.37
TOTAL	9,867	100.00	

RECAP			
	Northern County with highest number convictions	Lee	402
	Central County with highest number convictions	Hinds	688
	Southern County with highest number convictions	Harrison	844
	Northern County with lowest number convictions	Carroll	20
	Central County with lowest number convictions	Issaquena	1
Southern County with lowest number convictions	Jasper	16	



INMATE ADMISSIONS



Entry Type

VIOLATION	JUL	AUG	SEP	OCT	NOV	DEC	JAN
Escape - Return	13	18	6	10	10	0	2
ISP-Prison	1	0	0	0	0	0	1
New Prisoner	402	508	418	484	350	379	380
Non Reporting Probation	0	0	0	0	0	0	1
Non-Adjudicated RID	0	3	1	3	6	4	17
Parole Revoke-Technical	0	0	0	0	0	0	1
Post Release Probation	1	0	1	4	0	4	2
Probation Awaiting	0	1	0	0	0	0	0
Probation Revoked	241	347	272	298	237	255	246
Return-Abscond	0	0	3	0	0	0	0
Return - ERS	47	43	43	44	40	39	57
Return - House Arrest	40	25	34	43	32	39	41
Returned Parole	15	34	13	19	33	14	38
Sentenced to Probation	0	0	0	0	0	0	0
TOTAL	760	979	791	905	708	734	786

VIOLATION	FEB	MAR	APR	MAY	JUN	TOTAL	%
Escape - Return	0	1	3	0	2	65	.66
ISP-Prison	0	1	0	1	0	4	.04
New Prisoner	409	607	414	445	445	5,241	53.12
Non Reporting Probation	0	0	0	0	0	1	.01
Non-Adjudicated RID	9	5	2	9	4	63	.64
Parole Revoke-Technical	0	0	1	0	0	2	.02
Post Release Probation	3	3	0	1	5	24	.24
Probation Awaiting	0	1	0	0	0	2	.02
Probation Revoked	237	331	216	285	290	3,255	32.99
Return-Abscond	0	0	5	11	6	25	.25
Return - ERS	45	44	46	53	29	530	5.37
Return - House Arrest	27	34	26	29	17	387	3.92
Returned Parole	19	35	23	23	2	268	2.72
Sentenced to Probation	0	0	0	0	0	0	0.00%
TOTAL	749	1,062	736	857	800	9,867	100.00



INMATE ADMISSIONS




Primary Offenses

OFFENSES	MALE	FEMALE	TOTAL	%
Burglary	1,437	87	1,524	15.45%
Homicide/Manslaughter	201	24	225	2.28%
Property	2,301	523	2,824	28.62%
Possession of Drugs	2,259	341	2,600	26.35%
Robbery	479	39	518	5.25%
Sale of Drugs	1,064	144	1,208	12.24%
Sex Offense	414	7	421	4.27%
Violent	494	53	547	5.54%
TOTAL	8,649	1,218	9,867	100.00

MALES					
OFFENSES	BLACK	WHITE	HISPANIC	OTHER	TOTAL
Burglary	901	518	10	8	1,437
Homicide/Manslaughter	157	42	1	1	201
Property	1,271	996	21	13	2,301
Possession of Drugs	1,376	835	35	13	2,259
Robbery	386	92	1	0	479
Sale of Drugs	894	164	3	3	1,064
Sex Offense	222	183	8	1	414
Violent	337	152	2	3	494
TOTAL	5,544	2,982	81	42	8,649

FEMALES					
OFFENSES	BLACK	WHITE	HISPANIC	OTHER	TOTAL
Burglary	30	53	0	4	87
Homicide/Manslaughter	17	7	0	0	24
Property	233	287	0	3	523
Possession of Drugs	98	238	4	1	341
Robbery	24	15	0	0	39
Sale of Drugs	87	57	0	0	144
Sex Offense	2	5	0	0	7
Violent	35	18	0	0	53
TOTAL	526	680	4	8	1,218

Drug Offenders



Inmate Admissions



INMATE ADMISSIONS



Drug Offenders General Characteristics

GENDER	MALE		FEMALE		TOTAL
	3,323		485		3,808
RACE	MALE	FEMALE		TOTAL	%
White	999	295		1,294	33.97
Black	2,270	185		2,455	64.46
Hispanic	38	4		42	1.09
Other	11	1		12	.32
Unknown Race	5	0		6	.16
AGE	MALE	FEMALE		TOTAL	%
16	1	0		1	.03
17	8	0		8	.21
18 - 19	117	2		119	3.13
20 - 29	1,504	163		1,667	43.78
30 - 39	954	169		1,123	29.49
40 - 49	526	118		644	16.91
50 - 59	184	29		213	5.59
60 - 69	26	3		29	.76
70 - 79	3	1		4	.11
OFFENSE	MALE	FEMALE		TOTAL	%
Possession of Drugs	2,259	341		2,600	68.28
Sale of Drugs	1,064	144		1,208	31.72

OFFENSE	AVERAGE SENTENCE LENGTH IN YEARS		
Possession of Drugs		4.60	
Sale of Drugs		6.46	

OFFENSE	AVERAGE AGE AT TIME OF OFFENSE		
Possession of Drugs		32.35	
Sale of Drugs		32.22	



INMATE ADMISSIONS



Drug Offenders County of Conviction

	NORTHERN COUNTIES			SOUTHERN COUNTIES		
	COUNTY	OFFENDERS	%	COUNTY	OFFENDERS	%
Northern Counties	Alcorn	32	.84	Montgomery	18	.47
	Attala	29	.76	Panola	49	1.29
	Benton	12	.32	Pontotoc	57	1.50
	Bolivar	22	.58	Prentiss	54	1.42
	Calhoun	46	1.21	Quitman	14	.37
	Carroll	3	.08	Sunflower	18	.47
	Chickasaw	59	1.55	Tallahatchie	28	.74
	Choctaw	5	.13	Tate	8	.21
	Coahoma	37	.97	Tippah	40	1.05
	Desoto	142	3.73	Tishomingo	8	.21
	Grenada	41	1.08	Tunica	18	.47
	Itawamba	29	.76	Union	41	1.08
	Lafayette	32	.84	Washington	34	.89
	Lee	186	4.88	Webster	10	.26
	Leflore	33	.87	Winston	16	.42
	Marshall	55	1.44	Yalobusha	8	.21
	Monroe	71	1.86	TOTAL	1,255	32.96

	CENTRAL COUNTIES			SOUTHERN COUNTIES		
	COUNTY	OFFENDERS	%	COUNTY	OFFENDERS	%
Central Counties	Adams	64	1.68	Lincoln	58	1.52
	Amite	7	.18	Madison	82	2.15
	Claiborne	10	.26	Pike	95	2.49
	Copiah	46	1.21	Rankin	131	3.44
	Franklin	7	.18	Sharkey	3	.08
	Hinds	241	6.33	Walthall	17	.45
	Holmes	10	.26	Warren	50	1.31
	Humphreys	11	.29	Wilkinson	2	.05
	Issaquena	0	.00	Yazoo	26	.68
	Jefferson	15	.39	TOTAL	875	22.98



INMATE ADMISSIONS



Drug Offenders County of Conviction

	COUNTY	OFFENDERS	%	COUNTY	OFFENDERS	%
	Southern Counties	Clarke	29	.76	Lawrence	28
Clay		52	1.37	Leake	21	.55
Covington		9	.24	Lowndes	151	3.97
Forrest		109	2.86	Marion	26	.68
George		51	1.34	Neshoba	34	.89
Greene		18	.47	Newton	18	.47
Hancock		20	.53	Noxubee	8	.21
Harrison		414	10.87	Oktibbeha	85	2.23
Jackson		143	3.76	Pearl River	56	1.47
Jasper		6	.16	Perry	10	.26
Jeff Davis		9	.24	Scott	28	.74
Jones		39	1.02	Simpson	19	.50
Kemper		11	.29	Smith	7	.18
Lamar		60	1.58	Stone	28	.74
Lauderdale		148	3.89	Wayne	26	.68
				TOTAL	1,255	32.96

	NUMBER	%	
TOTAL	Northern	1,255	32.96
	Central	875	22.98
	Southern	1,663	43.67
	Verification Pending	15	.39
	TOTAL	3,808	100.00

RECAP	Northern County with highest number convictions	Lee	186
	Central County with highest number convictions	Hinds	241
	Southern County with highest number convictions	Harrison	414
	Northern County with lowest number convictions	Carroll	3
	Central County with lowest number convictions	Wilkinson	2
	Southern County with lowest number convictions	Jasper	6



INMATE ADMISSIONS




Drug Offenders Primary Offenses

OFFENSES	MALE	FEMALE	TOTAL	%
Possession of Drugs	2,259	341	2,600	68.28
Sales of Drugs	1064	144	1,208	31.72
TOTAL	3,323	485	3,808	100.00%

MALE					
OFFENSES	BLACK	WHITE	HISPANIC	OTHER	TOTAL
Possession of Drugs	1,376	835	35	13	2,259
Sales of Drugs	894	164	3	3	1,064
TOTAL	2,270	999	38	16	3,323

FEMALE					
OFFENSES	BLACK	WHITE	HISPANIC	OTHER	TOTAL
Possession of Drugs	98	238	4	1	341
Sales of Drugs	87	57	0	0	144
TOTAL	185	295	4	1	485

Sex Offenders



Inmate Admissions



INMATE ADMISSIONS



Sex Offenders General Characteristics

GENDER	MALE	FEMALE	TOTAL	
	414	7	421	
RACE	MALE	FEMALE	TOTAL	%
White	183	5	188	44.66
Black	222	2	224	53.21
Hispanic	8	0	8	1.90
Other	1	0	1	.24
AGE	MALE	FEMALE	TOTAL	%
16	1	0	1	.24
17	4	0	4	.95
18 - 19	13	0	13	3.09
20 - 29	130	4	134	31.83
30 - 39	107	2	109	25.89
40 - 49	89	0	89	21.14
50 - 59	48	0	48	11.40
60 - 69	18	0	18	4.28
70 - 79	4	1	5	1.19
OFFENSE	MALE	FEMALE	TOTAL	%
Sexual Battery	134	3	137	32.54
Statutory Rape	75	2	77	18.29
Failure to Register as Sex Offender	53	0	53	12.59
Unlawful Touching of Child	37	1	38	9.03
Fondling	29	0	29	6.89
Rape	28	0	28	6.65
Gratification of Lust	21	0	21	4.99
Exploitation of Child	10	0	10	2.38



INMATE ADMISSIONS



Sex Offenders General Characteristics

OFFENSE	MALE	FEMALE	TOTAL	%
Child Molestation	7	1	8	1.90
Fondling a Child	7	0	7	1.66
Child Pornography	4	0	4	.95
Peeping Tom	3	0	3	.71
Entice Child for Indecent Purposes	2	0	2	.48
Computer Luring Child for Sexual Purpose	1	0	1	.24
Forcible Sexual Intercourse	1	0	1	.24
Incest	1	0	1	.24
Sex Assault	1	0	1	.24

OFFENSE	AVERAGE SENTENCE LENGTH IN YEARS
Rape	13.44
Statutory Rape	12.10
Sexual Battery	11.97
Sex Assault	10.00
Unlawful Touching of Child	9.26
Gratification of Lust	8.36
Fondling	7.82
Child Molestation	7.25
Fondling a Child	6.14
Incest	6.00
Exploitation of Child	5.90
Child Pornography	5.50
Entice Child for Indecent Purposes	4.50
Computer Luring of Child for Sexual Purpose	3.00
Forcible Sexual Intercourse	3.00
Peeping Tom	2.67
Failure to Register as Sex Offender	2.21



INMATE ADMISSIONS



Sex Offenders General Characteristics

OFFENSE	AVERAGE AGE AT TIME OF OFFENSE	
Fondling	44.82	
Child Molestation	43.98	
Unlawful Touching of Child	43.34	
Fondling a Child	43.30	
Incest	42.97	
Gratification of Lust	40.02	
Exploitation of Child	39.84	
Failure to Register as Sex Offender	39.68	
Peeping Tom	34.46	
Computer Luring of Child for Sexual Purposes	33.68	
Sexual Battery	33.54	
Statutory Rape	32.58	
Rape	29.54	
Entice Child for Indecent Purposes	25.90	
Forcible Sexual Intercourse	21.86	
Sex Assault	19.11	



INMATE ADMISSIONS



Sex Offenders County of Conviction

	COUNTY			COUNTY		
	COUNTY	OFFENDERS	%	COUNTY	OFFENDERS	%
Northern Counties	Alcorn	1	.24	Montgomery	6	1.43
	Attala	5	1.19	Panola	4	.95
	Benton	2	.48	Pontotoc	8	1.90
	Bolivar	6	1.43	Prentiss	2	.48
	Calhoun	3	.71	Quitman	3	.71
	Carroll	2	.48	Sunflower	1	.24
	Chickasaw	4	.95	Tallahatchie	2	.48
	Choctaw	1	.24	Tate	4	.95
	Coahoma	2	.48	Tippah	3	.71
	Desoto	20	4.75	Tishomingo	1	.24
	Grenada	5	1.19	Tunica	3	.71
	Itawamba	6	1.43	Union	2	.48
	Lafayette	4	.95	Washington	14	3.33
	Lee	15	3.56	Webster	1	.24
	Leflore	4	.95	Winston	4	.95
	Marshall	5	1.19	Yalobusha	0	.00
	Monroe	3	.71	TOTAL	146	34.68

	COUNTY			COUNTY		
	COUNTY	OFFENDERS	%	COUNTY	OFFENDERS	%
Central Counties	Adams	6	1.43	Lincoln	5	1.19
	Amite	1	.24	Madison	4	.95
	Claiborne	0	.00	Pike	14	3.33
	Copiah	3	.71	Rankin	24	5.70
	Franklin	1	.24	Sharkey	2	.48
	Hinds	39	9.26	Walthall	1	.24
	Holmes	1	.24	Warren	6	1.43
	Humphreys	1	.24	Wilkinson	0	.00
	Issaquena	1	.24	Yazoo	7	1.66
	Jefferson	1	.24	TOTAL	117	27.79



INMATE ADMISSIONS



Sex Offenders General Characteristics

	COUNTY	OFFENDERS	%	COUNTY	OFFENDERS	%
	Southern Counties	Clarke	3	.71	Lawrence	1
Clay		2	.48	Leake	2	.48
Covington		1	.24	Lowndes	8	1.90
Forrest		7	1.66	Marion	4	.95
George		5	1.19	Neshoba	1	.24
Greene		1	.24	Newton	2	.48
Hancock		4	.95	Noxubee	1	.24
Harrison		26	6.18	Oktibbeha	7	1.66
Jackson		23	5.46	Pearl River	4	.95
Jasper		3	.71	Perry	0	.00
Jeff Davis		0	.00	Scott	9	2.14
Jones		8	1.90	Simpson	0	.00
Kemper		1	.24	Smith	3	.71
Lamar		6	1.43	Stone	3	.71
Lauderdale		18	4.28	Wayne	4	.95
				TOTAL	157	37.53

	NUMBER	%
	Northern	146
Central	117	27.79
Southern	157	37.53
Verification Pending	1	0
TOTAL	421	100.00

RECAP	Northern County with highest number convictions	Desoto	20
	Central County with highest number convictions	Hinds	39
	Southern County with highest number convictions	Harrison	26
	Northern Counties with lowest number convictions	Alcorn, Choctaw, Sunflower, Tishomingo, Webster	1
	Central Counties with lowest number convictions	Amite, Holmes, Humphreys, Issaquena, Jefferson, Walthall	1
	Southern Counties with lowest number convictions	Covington, Lawrence, Neshoba, Noxubee	11



INMATE ADMISSIONS




Sex Offenders Primary Offenses

OFFENSES	MALE	FEMALE	TOTAL	%
Sexual Offenses	414	2	421	100

MALE					
SEX OFFENSES	BLACK	WHITE	HISPANIC	OTHER	TOTAL
Child Molestation	4	3	0	0	7
Child Pornography	0	4	0	0	4
Computer Luring of Child	0	1	0	0	1
Entice Child for Indecent Purposes	1	1	0	0	2
Exploitation of Child	0	10	0	0	10
Failure to Register as Sex Offender	33	20	0	0	53
Fondling	13	16	0	0	29
Fondling a Child	2	5	0	0	7
Forcible Sexual Intercourse	1	0	0	0	1
Gratification of Lust	11	10	0	0	21
Incest	1	0	0	0	1
Peeping Tom	3	0	0	0	3
Rape	28	0	0	0	28
Sex Assault	1	0	0	0	1
Sexual Battery	73	57	3	1	134
Statutory Rape	45	26	4	0	75
Unlawful Touching a Child	6	30	1	0	37
TOTAL	222	183	8	1	414

FEMALE					
SEX OFFENSES	BLACK	WHITE	HISPANIC	OTHER	TOTAL
Child Molestation	0	1	0	0	1
Sexual Battery	1	2	0	0	2
Statutory Rape	1	1	0	0	2
Unlawful Touching of a Child	0	1	0	0	1

Youthful Offenders



Inmate Admissions



INMATE ADMISSIONS



Youthful Offenders General Characteristics

GENDER		MALE		FEMALE		TOTAL
		108		1		109
RACE		MALE	FEMALE		TOTAL	%
	White	14	0		14	12.84
	Black	93	1		94	86.24
	Hispanic	0	0		0	.00
	Other	1	0		1	.92
AGE		MALE	FEMALE		TOTAL	%
	14	2	0		2	1.83
	15	7	0		7	6.42
	16	15	0		15	13.76
	17	84	1		85	77.98
OFFENSE		MALE	FEMALE		TOTAL	%
	Burglary	37	0		37	33.94
	Robbery	23	0		23	21.10
	Property	21	0		21	19.27
	Homicide/Manslaughter	7	0		7	6.42
	Violent	6	1		7	6.42
	Possession of Drugs	6	0		6	5.50
	Sex Offense	5	0		5	4.59
	Sale of Drugs	3	0		3	2.75



INMATE ADMISSIONS



Youthful Offenders General Characteristics

OFFENSE	AVERAGE SENTENCE LENGTH IN YEARS		
Homicide/Manslaughter		36.71	
Sex Offense		24.60	
Sale of Drugs		10.33	
Robbery		8.52	
Burglary		6.49	
Possession of Drugs		4.67	
Violent		4.14	
Property		3.33	

OFFENSE	AVERAGE AGE AT TIME OF OFFENSE		
Sale of Drugs		17.55	
Possession of Drugs		17.41	
Burglary		17.21	
Property		16.92	
Violent		16.64	
Homicide/Manslaughter		16.51	
Sex Offense		16.40	
Robbery		16.28	



INMATE ADMISSIONS



Youthful Offenders County of Conviction

Northern Counties	COUNTY	OFFENDERS	%	COUNTY	OFFENDERS	%
	Alcorn	2	1.83	Montgomery	0	.00
Attala	1	.92	Panola	0	.00	
Benton	0	.00	Pontotoc	1	.92	
Bolivar	1	.92	Prentiss	0	.00	
Calhoun	5	4.59	Quitman	0	.00	
Carroll	0	.00	Sunflower	1	.92	
Chickasaw	5	4.59	Tallahatchie	0	.00	
Choctaw	0	.00	Tate	2	1.83	
Coahoma	1	.92	Tippah	0	.00	
Desoto	4	3.67	Tishomingo	1	.92	
Grenada	1	.92	Tunica	0	.00	
Itawamba	2	1.83	Union	2	1.83	
Lafayette	0	.00	Washington	2	1.83	
Lee	2	1.83	Webster	0	.00	
Leflore	0	.00	Winston	1	.92	
Marshall	1	.92	Yalobusha	1	.92	
Monroe	0	.00	TOTAL	36	33.03	

Central Counties	COUNTY	OFFENDERS	%	COUNTY	OFFENDERS	%
	Adams	0	.00	Lincoln	0	.00
Amite	0	.00	Madison	8	7.34	
Claiborne	0	.00	Pike	5	4.59	
Copiah	2	1.83	Rankin	0	.00	
Franklin	0	.00	Sharkey	1	.92	
Hinds	10	9.17	Walthall	2	1.83	
Holmes	0	.00	Warren	1	.92	
Humphreys	0	.00	Wilkinson	0	.00	
Issaquena	0	.00	Yazoo	1	.92	
Jefferson	0	.00	TOTAL	30	27.52	



INMATE ADMISSIONS



Youthful Offenders County of Conviction

	COUNTY OFFENDERS %			COUNTY OFFENDERS %		
	Southern Counties					
	Clarke	0	.00	Lawrence	1	.92
	Clay	0	.00	Leake	1	.92
	Covington	0	.00	Lowndes	9	8.26
	Forrest	13	11.93	Marion	0	.00
	George	1	.92	Neshoba	2	1.83
	Greene	0	.00	Newton	0	.00
	Hancock	0	.00	Noxubee	0	.00
	Harrison	3	2.75	Oktibbeha	2	1.83
	Jackson	4	3.67	Pearl River	0	.00
	Jasper	0	.00	Perry	0	.00
	Jeff Davis	0	.00	Scott	3	2.75
	Jones	0	.00	Simpson	0	.00
	Kemper	0	.00	Smith	0	.00
	Lamar	1	.92	Stone	0	.00
	Lauderdale	3	2.75	Wayne	0	.00
				TOTAL	43	39.45

	NUMBER	%	
TOTAL	Northern	36	33.03
	Central	30	27.52
	Southern	43	39.45
	TOTAL	109	100.00

RECAP	Northern County with highest number convictions	Calhoun	5
	Central County with highest number convictions	Hinds	10
	Southern County with highest number convictions	Forrest	13
	Northern Counties with lowest number convictions	Attala, Bolivar, Coahoma, Grenada, Marshall, Pontotoc, Sunflower, Tishomingo Winston, Yazobusha	1
	Central Counties with lowest number convictions	Sharkey, Warren, Yazoo	1
	Southern Counties with lowest number convictions	George, Lamar, Lawrence, Leake	1



INMATE ADMISSIONS



Youthful Offenders Primary Offenses

OFFENSES	MALE	FEMALE	TOTAL	%
Burglary	37	0	37	33.94
Homicide/Manslaughter	7	0	7	6.42
Property	21	0	21	19.27
Possession of Drugs	6	0	6	5.50
Robbery	23	0	23	21.10
Sale of Drugs	3	0	3	2.75
Sex Offenses	5	0	5	4.59
Violent	6	1	7	6.42
TOTAL	108	1	109	100.00

MALE					
OFFENSES	BLACK	WHITE	HISPANIC	OTHER	TOTAL
Burglary	31	6	0	0	37
Homicide/Manslaughter	7	0	0	0	7
Property	15	6	0	0	21
Possession of Drugs	6	0	0	0	6
Robbery	23	0	0	0	23
Sale of Drugs	2	1	0	0	3
Sex Offenses	4	0	0	1	5
Violent	5	1	0	0	6
TOTAL	93	14	0	1	108

FEMALE					
OFFENSES	BLACK	WHITE	HISPANIC	OTHER	TOTAL
Burglary	0	0	0	0	0
Homicide/Manslaughter	0	0	0	0	0
Property	0	0	0	0	0
Possession of Drugs	0	0	0	0	0
Robbery	0	0	0	0	0
Sale of Drugs	0	0	0	0	0
Sex Offenses	0	0	0	0	0
Violent	1	0	0	0	1
TOTAL	1	0	0	0	1

Offenders Age 50 and Older



Inmate Admissions



INMATE ADMISSIONS



Offenders Age 50 and Over General Characteristics

GENDER	MALE		FEMALE		TOTAL
	592		77		669
RACE	MALE	FEMALE		TOTAL	%
White	239	41		280	41.85
Black	349	35		384	57.40
Hispanic	2	0		2	.30
Other	2	1		3	.45
AGE	MALE	FEMALE		TOTAL	%
50 - 59	507	64		571	85.35
60 - 69	69	10		79	11.81
70 - 79	16	3		19	2.84
OFFENSE	MALE	FEMALE		TOTAL	%
Property	214	38		252	37.67
Possession of Drugs	140	21		161	24.07
Sale of Drugs	73	12		85	12.71
Sex Offense	70	1		71	10.61
Burglary	38	0		38	5.68
Violent	31	3		34	5.08
Homicide/Manslaughter	18	2		20	2.99
Robbery	8	0		8	1.20



INMATE ADMISSIONS



Offenders Age 50 and Over General Characteristics

OFFENSE	AVERAGE SENTENCE LENGTH IN YEARS		
Homicide/Manslaughter		33.00	
Robbery		21.63	
Sex Offense		9.14	
Violent		8.03	
Sale of Drugs		7.18	
Burglary		4.32	
Possession of Drugs		4.26	
Property		3.01	

OFFENSE	AVERAGE AGE AT TIME OF OFFENSE		
Sex Offense		57.55	
Homicide/Manslaughter		55.37	
Sale of Drugs		54.83	
Property		54.70	
Possession of Drugs		54.05	
Violent		53.76	
Burglary		52.71	
Robbery		51.12	



INMATE ADMISSIONS



Offenders Age 50 and Over County of Conviction

	NORTHERN COUNTIES			SOUTHERN COUNTIES		
	COUNTY	OFFENDERS	%	COUNTY	OFFENDERS	%
Northern Counties	Alcorn	3	.45	Montgomery	2	.30
	Attala	7	1.05	Panola	5	.75
	Benton	3	.45	Pontotoc	16	2.39
	Bolivar	5	.75	Prentiss	3	.45
	Calhoun	3	.45	Quitman	1	.15
	Carroll	1	.15	Sunflower	3	.45
	Chickasaw	5	.75	Tallahatchie	3	.45
	Choctaw	2	.30	Tate	5	.75
	Coahoma	5	.75	Tippah	7	1.05
	Desoto	23	3.44	Tishomingo	2	.30
	Grenada	6	.90	Tunica	9	1.35
	Itawamba	9	1.35	Union	11	1.64
	Lafayette	8	1.20	Washington	15	2.24
	Lee	25	3.74	Webster	3	.45
	Leflore	4	.60	Winston	3	.45
	Marshall	11	1.64	Yalobusha	0	.00
	Monroe	11	1.64	TOTAL	219	32.74

	CENTRAL COUNTIES			SOUTHERN COUNTIES		
	COUNTY	OFFENDERS	%	COUNTY	OFFENDERS	%
Central Counties	Adams	9	1.35	Lincoln	8	1.20
	Amite	2	.30	Madison	18	2.69
	Claiborne	0	.00	Pike	20	2.99
	Copiah	3	.45	Rankin	26	3.89
	Franklin	1	.15	Sharkey	2	.30
	Hinds	35	5.23	Walthall	4	.60
	Holmes	2	.30	Warren	13	1.94
	Humphreys	0	.00	Wilkinson	1	.15
	Issaquena	0	.00	Yazoo	6	.90
	Jefferson	3	.45	TOTAL	153	22.87



INMATE ADMISSIONS



Offenders Age 50 and Over County of Conviction

	COUNTY	OFFENDERS	%	COUNTY	OFFENDERS	%	
	Southern Counties	Clarke	5	.75	Lawrence	4	.60
Clay		7	1.05	Leake	6	.90	
Covington		3	.45	Lowndes	19	2.84	
Forrest		19	2.84	Marion	13	1.94	
George		3	.45	Neshoba	10	1.49	
Greene		2	.30	Newton	2	.30	
Hancock		4	.60	Noxubee	1	.15	
Harrison		67	10.01	Oktibbeha	10	1.49	
Jackson		22	3.29	Pearl River	13	1.94	
Jasper		1	.15	Perry	1	.15	
Jeff Davis		4	.60	Scott	2	.30	
Jones		13	1.94	Simpson	2	.30	
Kemper		5	.75	Smith	0	.00	
Lamar		10	1.49	Stone	3	.45	
Lauderdale		35	5.23	Wayne	4	.60	
					TOTAL	290	43.35

	NUMBER	%	
TOTAL	Northern	219	32.74
	Central	153	22.87
	Southern	290	43.35
	Verification Pending	7	1.05
	TOTAL	669	100.00

RECAP	Northern County with highest number convictions	Lee	25
	Central County with highest number convictions	Hinds	35
	Southern County with highest number convictions	Harrison	67
	Northern Counties with lowest number convictions	Carroll, Quitman	1
	Central Counties with lowest number convictions	Franklin, Wilkinson	1
	Southern Counties with lowest number convictions	Jasper, Noxubee, Perry	1



INMATE ADMISSIONS



Offenders Age 50 and Over Primary Offenses

OFFENSES	MALE	FEMALE	TOTAL	%
Burglary	38	0	38	5.68
Homicide/Manslaughter	18	2	20	2.99
Property	214	38	252	37.67
Possession of Drugs	140	21	161	24.07
Robbery	8	0	8	1.20
Sale of Drugs	73	12	85	12.71
Sex Offense	70	1	71	10.61
Violent	31	3	34	5.08
TOTAL	592	77	669	100.00

MALE					
OFFENSES	BLACK	WHITE	HISPANIC	OTHER	TOTAL
Burglary	26	12	0	0	38
Homicide/Manslaughter	8	10	0	0	18
Property	119	94	0	1	214
Possession of Drugs	91	47	2	0	140
Robbery	8	0	0	0	8
Sale of Drugs	60	13	0	0	73
Sex Offense	23	47	0	0	70
Violent	14	16	0	1	31
TOTAL	349	239	2	2	592

FEMALE					
OFFENSES	BLACK	WHITE	HISPANIC	OTHER	TOTAL
Burglary	0	0	0	0	0
Homicide/Manslaughter	1	1	0	0	2
Property	19	19	0	0	38
Possession of Drugs	8	12	0	1	21
Robbery	0	0	0	0	0
Sale of Drugs	5	7	0	0	12
Sex Offense	1	0	0	0	1
Violent	1	2	0	0	3
TOTAL	35	41	0	1	77

Inmate Releases





INMATE RELEASES

General Characteristics



GENDER	MALE		FEMALE		TOTAL
	7,183		1,026		8,209
RACE	MALE	FEMALE		TOTAL	%
White	2,556	579		3,135	38.19
Black	4,524	435		4,959	60.41
Hispanic	63	8		71	.86
Other	30	4		34	.41
Unknown	10	0		10	.12
AGE	MALE	FEMALE		TOTAL	%
16	3	0		3	.04
17	12	0		12	.15
18 - 19	212	10		222	2.70
20 - 29	2,931	324		3,255	39.65
30 - 39	2,034	355		2,389	29.10
40 - 49	1,434	270		1,704	20.76
50 - 59	454	58		512	6.24
60 - 69	81	8		89	1.08
70 - 79	19	1		20	.24
80+	3	0		3	.04
OFFENSE	MALE	FEMALE		TOTAL	%
Property	2,001	453		2,454	29.89
Possession of Drugs	1,744	291		2,035	24.79
Burglary	1,304	75		1,379	16.80
Sale of Drugs	789	116		905	11.02
Robbery	463	20		483	5.88
Violent	427	43		470	5.73
Sex Offense	286	5		291	3.54
Homicide/Manslaughter	169	23		192	2.34

Disclaimer: There are approximately 607 records that are not included in the total number of releases. These include offenders released to Other Custody or placed on Closed Record status as well as an undetermined number of data overwrites and offenders released to time served upon admission.



INMATE RELEASES

General Characteristics



OFFENSE	AVERAGE SENTENCE LENGTH IN YEARS		
Homicide/Manslaughter		26.01	
Robbery		8.18	
Sex Offenses		8.09	
Sale of Drugs		6.55	
Violent		6.42	
Burglary		5.14	
Possession of Drugs		4.00	
Property		3.42	

OFFENSE	AVERAGE AGE AT TIME OF OFFENSE		
Sex Offense		35.11	
Property		34.38	
Possession of Drugs		31.81	
Sale of Drugs		30.69	
Violent		30.17	
Homicide/Manslaughter		29.44	
Burglary		28.05	
Robbery		25.27	



INMATE RELEASES



County of Conviction

Northern Counties	COUNTY	OFFENDERS	%	COUNTY	OFENDERS	%
	Alcorn	99	1.21	Montgomery	44	.54
Attala	55	.67	Panola	92	1.12	
Benton	12	.15	Pontotoc	119	1.45	
Bolivar	105	1.28	Prentiss	98	1.19	
Calhoun	103	1.25	Quitman	29	.35	
Carroll	24	.29	Sunflower	80	.97	
Chickasaw	90	1.10	Tallahatchie	51	.62	
Choctaw	21	.26	Tate	58	.71	
Coahoma	105	1.28	Tippah	49	.60	
Desoto	300	3.65	Tishomingo	18	.22	
Grenada	96	1.17	Tunica	74	.90	
Itawamba	32	.39	Union	99	1.21	
Lafayette	85	1.04	Washington	101	1.23	
Lee	303	3.69	Webster	21	.26	
Leflore	95	1.16	Winston	43	.52	
Marshall	121	1.47	Yalobusha	14	.17	
Monroe	152	1.85	TOTAL	2,788	33.97	

Central Counties	COUNTY	OFFENDERS	%	COUNTY	OFFENDERS	%
	Adams	86	1.05	Lincoln	88	1.07
Amite	19	.23	Madison	227	2.77	
Claiborne	18	.22	Pike	216	2.63	
Copiah	88	1.07	Rankin	367	4.47	
Franklin	18	.22	Sharkey	11	.13	
Hinds	622	7.58	Walthall	40	.49	
Holmes	49	.60	Warren	144	1.75	
Humphreys	40	.49	Wilkinson	10	.12	
Issaquena	2	.02	Yazoo	55	.67	
Jefferson	12	.15	TOTAL	2,112	25.73	



INMATE RELEASES



County of Conviction

	COUNTY	OFFENDERS	%	COUNTY	OFFENDERS	%	
	Southern Counties	Clarke	52	.63	Lawrence	28	.34
Clay		88	1.07	Leake	68	.83	
Covington		24	.29	Lowndes	267	3.25	
Forrest		270	3.29	Marion	88	1.07	
George		51	.62	Neshoba	80	.97	
Greene		32	.39	Newton	36	.44	
Hancock		67	.82	Noxubee	15	.18	
Harrison		704	8.58	Oktibbeha	120	1.46	
Jackson		248	3.02	Pearl River	152	1.85	
Jasper		25	.30	Perry	21	.26	
Jeff Davis		21	.26	Scott	81	.99	
Jones		134	1.63	Simpson	38	.46	
Kemper		20	.24	Smith	25	.30	
Lamar		103	1.25	Stone	43	.52	
Lauderdale		322	3.92	Wayne	51	.62	
					TOTAL	3,274	39.85

	Number	Percent
	TOTAL	Northern
Central		2,112
Southern		3,274
Verification Pending		35
TOTAL		24,897

RECAP	Northern County with highest number convictions	Lee	303
	Central County with highest number convictions	Hinds	622
	Southern County with highest number convictions	Harrison	704
	Northern County with lowest number convictions	Benton	12
	Central County with lowest number convictions	Issaquena	2
	Southern County with lowest number convictions	Noxubee	15



INMATE RELEASES



Exit Type

VIOLATION	JUL	AUG	SEP	OCT	NOV	DEC	JAN
Abscond	3	12	8	2	4	5	10
Appeal	0	0	1	0	1	0	0
Closed	0	1	0	0	0	0	1
Death	4	3	1	0	0	2	3
Death by Inmate	0	0	0	0	0	0	0
Death/Execution	0	0	0	1	0	0	0
Death/Natural Causes	5	2	4	6	6	7	9
Death/Suicide	0	0	0	0	0	0	0
Discharge to Probation	13	11	15	9	4	12	5
Discharged	0	1	0	2	0	1	0
Discharged-Held In	0	1	0	0	0	0	0
Dismissed	0	0	1	0	0	0	0
ERS	85	77	95	79	94	154	159
Escape	0	1	0	0	0	0	0
Expiration	153	162	148	171	147	147	133
House Arrest/ISP	10	17	13	5	44	21	29
Inactive Probation/Parole	2	0	0	0	0	0	0
Inmate	11	11	1	6	4	6	8
Medical Release	0	0	0	0	0	0	0
Non-Report	1	1	0	1	0	0	3
Out of State	12	13	9	8	12	13	6
Parole	32	43	39	53	38	37	50
Pending	0	1	0	0	0	0	0
Pending Arrival	1	0	0	0	0	0	0
Probation	187	170	147	178	150	166	175
Rejected Compact	0	1	2	0	0	0	1
Remanded	0	0	0	0	0	1	0
RID on Street	2	1	0	2	2	4	4
Shock Probation	5	1	4	4	4	3	2
Unsupervised Probation	1	0	0	1	2	3	0
Release Type Unknown	106	135	115	131	137	121	142
TOTAL	633	665	603	659	649	703	740



INMATE RELEASES



Exit Type

VIOLATION	FEB	MAR	APR	MAY	JUN	TOTAL	%
Abscond	2	2	2	1	1	52	.63
Appeal	0	1	0	0	0	3	.04
Closed	0	0	0	0	0	2	.02
Death	1	0	2	0	0	16	.19
Death by Inmate	0	0	0	1	0	1	.01
Death/Execution	0	0	0	0	0	1	.01
Death/Natural Causes	6	5	4	5	4	63	.77
Death/Suicide	0	0	0	0	2	2	.02
Discharge to Probation	1	6	3	3	3	85	1.04
Discharged	1	1	0	2	0	8	.10
Discharged-Held In	0	0	0	1	0	2	.02
Dismissed	0	0	0	0	0	1	.01
ERS	125	203	206	240	174	1,691	20.60
Escape	0	0	0	0	0	1	.01
Expiration	131	143	134	115	106	1,690	20.59
House Arrest/ISP	5	26	31	31	22	254	3.09
Inactive Probation/Parole	1	0	0	0	1	4	.05
Inmate	7	8	4	8	13	87	1.06
Medical Release	1	0	0	0	0	1	.01
Non-Report	0	0	0	1	1	8	.10
Out of State	12	16	17	8	6	132	1.61
Parole	40	48	63	61	55	559	6.81
Pending	0	1	0	1	0	3	.04
Pending Arrival	1	0	0	0	3	5	.06
Probation	175	195	192	201	163	2,099	25.57
Rejected Compact	0	0	0	0	0	4	.05
Remanded	0	0	0	0	0	1	.01
RID on Street	1	2	7	3	8	36	.44
Shock Probation	5	3	0	0	0	31	.38
Unsupervised Probation	1	2	4	3	3	20	.24
Release Type Unknown	88	113	91	97	71	1,347	16.41
TOTAL	604	775	760	782	636	8,209	100.00



INMATE RELEASES



Sentence Length

MALE	BLACK	WHITE	HISPANIC	OTHER	TOTAL	%
Less than 1 year	422	277	13	1	713	9.94
1 - 2 Years	1,035	571	21	9	1,636	22.81
3 - 5 Years	1,578	1,032	17	15	2,642	36.83
6 - 10 Years	1,092	500	10	5	1,607	22.40
11 - 20 Years	273	114	2	0	389	5.42
21 -30 Years	41	13	0	0	54	.75
Greater Than 30 Years	21	14	0	0	35	.49
Life	50	30	0	0	80	1.12
Death	0	1	0	0	1	.01
Verification Pending	12	4	0	0	16	.22
TOTAL	4,524	2,556	63	30	7,173	100%

Unknown Sentence Length and/or Race	TOTAL	%
	10	.01

FEMALE	BLACK	WHITE	HISPANIC	OTHER	TOTAL	%
Less than 1 year	48	74	1	0	123	11.99
1 - 2 Years	116	160	2	0	278	27.10
3 - 5 Years	161	244	2	4	411	40.06
6 - 10 Years	81	72	3	0	156	15.20
11 - 20 Years	22	21	0	0	43	4.19
21 -30 Years	0	3	0	0	3	.29
Greater Than 30 Years	1	0	0	0	1	.10
Life	5	2	0	0	7	.68
Death	0	0	0	0	0	.00
Verification Pending	1	3	0	0	4	.39
TOTAL	435	579	8	4	1,026	100%



INMATE RELEASES




Primary Offenses

OFFENSES	MALE	FEMALE	TOTAL	%
Property	2,001	453	2,454	29.89
Possession of Drugs	1,744	291	2,035	24.79
Burglary	1,304	75	1,379	16.80
Sale of Drugs	789	116	905	11.02
Robbery	463	20	483	5.88
Violent	427	43	470	5.73
Sex Offenses	286	5	291	3.54
Homicide/Manslaughter	169	23	192	2.34
TOTAL	7,183	1,026	8,209	100.00

MALE					
OFFENSES	BLACK	WHITE	HISPANIC	OTHER	TOTAL
Burglary	806	483	6	9	1,304
Homicide/Manslaughter	115	52	1	1	169
Possession of Drugs	988	711	32	13	1,744
Sale of Drugs	656	132	0	1	789
Robbery	376	85	1	1	463
Sex Offense	156	124	4	2	286
Violent	306	120	1	0	427
Property	1,121	849	18	13	2,001
TOTAL	4,524	2,556	63	40	7,183

FEMALE					
OFFENSES	BLACK	WHITE	HISPANIC	OTHER	TOTAL
Burglary	26	48	0	1	75
Homicide/Manslaughter	15	8	0	0	23
Possession of Drugs	85	200	5	1	291
Sale of Drugs	70	45	1	0	116
Robbery	15	5	0	0	20
Sex Offense	1	4	0	0	5
Violent	30	13	0	0	43
Property	193	256	2	2	453
TOTAL	435	579	8	4	1,026

Drug Offenders



Inmate Releases



INMATE RELEASES



Drug Offenders General Characteristics

GENDER	MALE		FEMALE		TOTAL
	2,533		407		2,940
RACE	MALE	FEMALE		TOTAL	%
White	843	245		1,088	37.01
Black	1,644	155		1,799	61.19
Hispanic	32	6		38	1.29
Other	9	1		10	.34
Unknown Race	5	0		5	.17
AGE	MALE	FEMALE		TOTAL	%
17	1	0		1	.03
18 - 19	42	0		42	1.43
20 - 29	1,076	136		1,212	41.22
30 - 39	793	133		926	31.50
40 - 49	447	108		555	18.88
50 - 59	152	26		178	6.05
60 - 69	21	4		25	.85
70 - 79	1	0		1	.03

OFFENSE	AVERAGE SENTENCE LENGTH IN YEARS		
Possession of Drugs		4.00	
Sale of Drugs		6.55	

OFFENSE	AVERAGE AGE AT TIME OF OFFENSE		
Possession of Drugs		31.81	
Sale of Drugs		30.69	



INMATE RELEASES



Drug Offenders County of Conviction

	COUNTY	OFFENDERS	%	COUNTY	OFFENDERS	%
	Northern Counties	Alcorn	29	.99	Montgomery	17
Attala		24	.82	Panola	29	.99
Benton		2	.07	Pontotoc	54	1.84
Bolivar		15	.51	Prentiss	41	1.39
Calhoun		47	1.60	Quitman	11	.37
Carroll		6	.20	Sunflower	30	1.02
Chickasaw		44	1.50	Tallahatchie	31	1.05
Choctaw		9	.31	Tate	11	.37
Coahoma		22	.75	Tippah	21	.71
Desoto		99	3.37	Tishomingo	4	.14
Grenada		40	1.36	Tunica	12	.41
Itawamba		12	.41	Union	45	1.53
Lafayette		27	.92	Washington	25	.85
Lee		124	4.22	Webster	8	.27
Leflore		32	1.09	Winston	12	.41
Marshall		42	1.43	Yalobusha	4	.14
Monroe		65	2.21	TOTAL	994	33.83

	COUNTY	OFFENDERS	%	COUNTY	OFFENDERS	%
	Central Counties	Adams	32	1.09	Lincoln	35
Amite		5	.17	Madison	92	3.13
Claiborne		8	.27	Pike	75	2.55
Copiah		23	.78	Rankin	134	4.56
Franklin		10	.34	Sharkey	1	.03
Hinds		246	8.37	Walthall	12	.41
Holmes		11	.37	Warren	39	1.33
Humphreys		13	.44	Wilkinson	2	.07
Issaquena		0	.00	Yazoo	12	.41
Jefferson		3	.10	TOTAL	753	25.61



INMATE RELEASES



Drug Offenders County of Conviction

Southern Counties	County	Offenders	Percent	County	Offenders	Percent
	Clarke	17	.58	Lawrence	14	.48
	Clay	32	1.09	Leake	22	.75
	Covington	9	.31	Lowndes	89	3.03
	Forrest	87	2.96	Marion	9	.31
	George	32	1.09	Neshoba	30	1.02
	Greene	15	.51	Newton	12	.41
	Hancock	32	1.09	Noxubee	3	.10
	Harrison	273	9.29	Oktibbeha	48	1.63
	Jackson	87	2.96	Pearl River	51	1.73
	Jasper	14	.48	Perry	11	.37
	Jeff Davis	6	.20	Scott	35	1.19
	Jones	43	1.46	Simpson	11	.37
	Kemper	6	.20	Smith	10	.34
	Lamar	35	1.19	Stone	18	.61
	Lauderdale	110	3.74	Wayne	19	.65
			TOTAL	1,180	40.14	

TOTAL		Number	Percent
	Northern	994	33.83
	Central	753	25.61
	Southern	1,180	40.14
	Verification Pending	13	.42
TOTAL	2,940	100%	

RECAP			
	Northern County with highest number convictions	Lee	124
	Central County with highest number convictions	Hinds	246
	Southern County with highest number convictions	Harrison	273
	Northern County with lowest number convictions	Benton	2
	Central County with lowest number convictions	Sharkey	1
Southern County with lowest number convictions	Noxubee	3	



INMATE RELEASES



Drug Offenders Primary Offenses

OFFENSES	MALE	FEMALE	TOTAL	%
Possession of Drugs	1,744	291	2,035	69.22
Sales of Drugs	789	116	905	30.78
TOTAL	2,533	407	2,940	100.00%

MALE					
OFFENSES	BLACK	WHITE	HISPANIC	OTHER	TOTAL
Possession of Drugs	988	711	32	13	1,744
Sales of Drugs	656	132	0	1	789
TOTAL	1,644	843	32	14	2,533

FEMALE					
OFFENSES	BLACK	WHITE	HISPANIC	OTHER	TOTAL
Possession of Drugs	85	200	5	1	291
Sales of Drugs	70	45	1	0	116
TOTAL	155	245	6	1	407

Sex Offenders



Inmate Releases



INMATE RELEASES



Sex Offenders General Characteristics

GENDER	MALE		FEMALE		TOTAL
	286		5		291
RACE	MALE	FEMALE		TOTAL	%
White	124	4		128	43.99
Black	156	1		157	53.95
Hispanic	4	0		4	1.37
Other	2	0		2	.69
AGE	MALE	FEMALE		TOTAL	%
18 - 19	3	0		3	1.03
20 - 29	73	1		74	25.43
30 - 39	73	1		74	25.43
40 - 49	76	3		79	27.15
50 - 59	36	0		36	12.37
60 - 69	16	0		16	5.50
70 - 79	8	0		8	2.75
80+	1	0		1	.34
OFFENSE	MALE	FEMALE		TOTAL	%
Capital Rape	1	1		2	.69
Child Molestation	28	0		28	9.62
Child Pornography	1	0		1	.34
Exploitation of Child	4	0		4	1.37
Failure to Register as Sex Offender	28	0		28	9.62
Fondling	10	0		10	3.44
Fondling a Child	19	0		19	6.53
Gratification of Lust	13	1		14	4.81



INMATE RELEASES



Sex Offenders General Characteristics

OFFENSE	MALE	FEMALE	TOTAL	%
Peeping Tom	6	0	6	2.06
Rape	34	0	34	11.68
Sex Assault	13	0	13	4.47
Sex Offense	3	0	3	1.03
Sexual Battery	70	2	72	24.74
Sexual Penetration/Incarcerated	2	0	2	.69
Statutory Rape	40	1	41	14.09
Unlawful Touching of Child	13	0	13	4.47
Unnatural Intercourse	1	0	1	.34

OFFENSE	AVERAGE SENTENCE LENGTH IN YEARS
Rape	28.15
Sex Assault	10.15
Sex Offense	9.00
Sexual Battery	7.65
Child Molestation	7.39
Capital Rape	6.50
Exploitation of Child	5.25
Statutory Rape	4.22
Fondling	4.17
Fondling Child	4.11
Peeping Tom	3.42
Unnatural Intercourse	3.00
Unlawful Touching of Child	2.92
Gratification of Lust	2.75
Failure to Register as Sex Offender	1.43
Child Pornography	1.00
Sexual Penetration of Incarcerated Offender	1.00

OFFENSE	AVERAGE AGE AT TIME OF OFFENSE
Sex Offense	47.64
Unlawful Touching of Child	42.91
Fondling Child	41.96
Failure to Register as Sex Offender	41.87
Child Molestation	41.42
Fondling	41.21



INMATE RELEASES



Sex Offenders General Characteristics

OFFENSE	AVERAGE AGE AT TIME OF OFFENSE	
Gratification of Lust	40.13	
Sexual Penetration of Incarcerated Offender	39.45	
Exploitation of Child	37.00	
Peeping Tom	34.21	
Sex Assault	31.65	
Rape	31.44	
Sexual Battery	30.43	
Statutory Rape	29.99	
Capital Rape	27.02	
Unnatural Intercourse	25.45	
Child Pornography	18.34	



INMATE RELEASES



Sex Offenders County of Conviction

	COUNTY	OFFENDERS	%	COUNTY	OFFENDERS	%
	Northern Counties	Alcorn	7	2.41	Montgomery	7
Attala		1	.34	Panola	3	1.03
Benton		0	.00	Pontotoc	1	.34
Bolivar		3	1.03	Prentiss	1	.34
Calhoun		5	1.72	Quitman	3	1.03
Carroll		1	.34	Sunflower	3	1.03
Chickasaw		3	1.03	Tallahatchie	1	.34
Choctaw		3	1.03	Tate	2	.69
Coahoma		4	1.37	Tippah	2	.69
Desoto		13	4.47	Tishomingo	2	.69
Grenada		2	.69	Tunica	1	.34
Itawamba		2	.69	Union	4	1.37
Lafayette		5	1.72	Washington	3	1.03
Lee		6	2.06	Webster	0	.00
Leflore		3	1.03	Winston	3	1.03
Marshall		6	2.06	Yalobusha	1	.34
Monroe		2	.69	TOTAL	103	35.40

	COUNTY	OFFENDERS	%	COUNTY	OFFENDERS	%
	Central Counties	Adams	4	1.37	Lincoln	5
Amite		1	.34	Madison	3	1.03
Claiborne		0	.00	Pike	7	2.41
Copiah		3	1.03	Rankin	17	5.84
Franklin		1	.34	Sharkey	2	.69
Hinds		20	6.87	Walthall	0	.00
Holmes		2	.69	Warren	2	.69
Humphreys		3	1.03	Wilkinson	1	.34
Issaquena		0	.00	Yazoo	5	1.72
Jefferson		1	.34	TOTAL	77	26.46



INMATE RELEASES



Sex Offenders County of Conviction

	COUNTY	OFFENDERS	%	COUNTY	OFFENDERS	%	
	Southern Counties	Clarke	3	1.03	Lawrence	0	.00
Clay		2	.69	Leake	1	.34	
Covington		2	.69	Lowndes	1	.34	
Forrest		6	2.06	Marion	3	1.03	
George		2	.69	Neshoba	1	.34	
Greene		0	0	Newton	2	.69	
Hancock		6	2.06	Noxubee	0	.00	
Harrison		29	9.97	Oktibbeha	6	2.06	
Jackson		10	3.44	Pearl River	10	3.44	
Jasper		0	.00	Perry	0	.00	
Jeff Davis		0	.00	Scott	2	.69	
Jones		4	1.37	Simpson	2	.69	
Kemper		1	.34	Smith	1	.34	
Lamar		2	.69	Stone	1	.34	
Lauderdale		12	4.12	Wayne	0	.00	
					TOTAL	109	37.46

	Number	%	
TOTAL	Northern	103	35.40
	Central	77	26.46
	Southern	109	37.46
	Verification Pending	2	.69
	TOTAL	291	100%

RECAP	Northern County with highest number convictions	Desoto	13
	Central County with highest number convictions	Hinds	20
	Southern County with highest number convictions	Harrison	29
	Northern County with lowest number convictions	Attala, Carroll, Pontotoc, Prentiss, Tallahatchie, Tunica, Yalobusha	1
	Central County with lowest number convictions	Amite, Jefferson, Wilkinson	1
	Southern County with lowest number convictions	Kemper, Leake, Lowndes, Neshoba, Smith, Stone	1



INMATE RELEASES



Sex Offenders Primary Offenses

OFFENSES	MALE	FEMALE	TOTAL	%
Sex Offenses	286	5	291	100

MALE					
SEX OFFENSES	BLACK	WHITE	HISPANIC	OTHER	TOTAL
Capital Rape	1	0	0	0	1
Child Molestation	9	18	1	0	28
Child Pornography	0	1	0	0	1
Exploitation/Child	0	4	0	0	4
Failure to Register	17	11	0	0	28
Fondling	4	6	0	0	10
Fondling a Child	9	9	1	0	19
Gratification/Lust	5	8	0	0	13
Peeping Tom	5	1	0	0	6
Rape	27	7	0	0	34
Sex Assault	8	5	0	0	13
Sex Offense	2	1	0	0	3
Sexual Battery	38	31	0	1	70
Sexual Penetration/Incarc. Ofdr.	2	0	0	0	2
Statutory Rape	22	16	1	1	40
Unlawful Touching/Child	6	6	1	0	13
Unnatural Intercourse	1	0	0	0	1
TOTAL	156	124	4	2	286

FEMALE					
SEX OFFENSES	BLACK	WHITE	HISPANIC	OTHER	TOTAL
Capital Rape	0	1	0	0	1
Gratification/Lust	1	0	0	0	1
Sexual Battery	0	2	0	0	2
Statutory Rape	0	1	0	0	1
TOTAL	1	4	0	0	5

Youthful Offenders



Inmate Releases



INMATE RELEASES



Youthful Offenders General Characteristics

GENDER	MALE		FEMALE		TOTAL
	15		0		15
RACE	MALE	FEMALE		TOTAL	%
White	1	0		1	6.67
Black	14	0		14	93.33
AGE	MALE	FEMALE		TOTAL	%
16	3	0		3	20.00
17	12	0		12	80.00
OFFENSE	MALE	FEMALE		TOTAL	%
Burglary	5	0		5	33.33
Violent	5	0		5	33.33
Property	3	0		3	20.00
Robbery	1	0		1	6.67
Possession of Drugs	1	0		1	6.67

OFFENSE	AVERAGE SENTENCE LENGTH IN YEARS		
Burglary		5.40	
Possession of Drugs		5.00	
Property		4.00	
Violent		1.80	

OFFENSE	AVERAGE AGE AT TIME OF OFFENSE		
Possession of Drugs		16.68	
Burglary		16.58	
Violent		16.46	
Property		15.44	



INMATE RELEASES



Youthful Offenders County of Conviction

	COUNTY OFFENDERS %			COUNTY OFFENDERS %		
	COUNTY	OFFENDERS	%	COUNTY	OFFENDERS	%
Northern Counties	Alcorn	0	.00	Montgomery	0	.00
	Attala	0	.00	Panola	0	.00
	Benton	0	.00	Pontotoc	0	.00
	Bolivar	0	.00	Prentiss	0	.00
	Calhoun	3	20.00	Quitman	0	.00
	Carroll	0	.00	Sunflower	1	6.67
	Chickasaw	1	6.67	Tallahatchie	0	.00
	Choctaw	0	.00	Tate	0	.00
	Coahoma	0	.00	Tippah	0	.00
	Desoto	0	.00	Tishomingo	0	.00
	Grenada	0	.00	Tunica	0	.00
	Itawamba	0	.00	Union	0	.00
	Lafayette	0	.00	Washington	0	.00
	Lee	0	.00	Webster	0	.00
	Leflore	0	.00	Winston	0	.00
	Marshall	0	.00	Yalobusha	0	.00
	Monroe	0	.00	TOTAL	5	33.33

	COUNTY OFFENDERS %			COUNTY OFFENDERS %		
	COUNTY	OFFENDERS	%	COUNTY	OFFENDERS	%
Central Counties	Adams	0	.00	Lincoln	0	.00
	Amite	0	.00	Madison	3	20.00
	Claiborne	0	.00	Pike	0	.00
	Copiah	0	.00	Rankin	0	.00
	Franklin	0	.00	Sharkey	0	.00
	Hinds	1	6.67	Walthall	0	.00
	Holmes	0	.00	Warren	0	.00
	Humphreys	0	.00	Wilkinson	0	.00
	Issaquena	0	.00	Yazoo	0	.00
	Jefferson	0	.00	TOTAL	4	26.67



INMATE RELEASES



Youthful Offenders County of Conviction

Southern Counties	COUNTY	OFFENDERS	%	COUNTY	OFFENDERS	%
	Clarke	0	.00	Lawrence	0	.00
	Clay	0	.00	Leake	0	.00
	Covington	0	.00	Lowndes	2	13.33
	Forrest	3	20.00	Marion	0	.00
	George	0	.00	Neshoba	0	.00
	Greene	0	.00	Newton	0	.00
	Hancock	0	.00	Noxubee	0	.00
	Harrison	0	.00	Oktibbeha	0	.00
	Jackson	1	6.67	Pearl River	0	.00
	Jasper	0	.00	Perry	0	.00
	Jeff Davis	0	.00	Scott	0	.00
	Jones	0	.00	Simpson	0	.00
	Kemper	0	.00	Smith	0	.00
	Lamar	0	.00	Stone	0	.00
	Lauderdale	0	.00	Wayne	0	.00
			TOTAL	6	40.00	

TOTAL	NUMBER		%
	Northern	5	33.33
	Central	4	26.67
	Southern	6	40.00
	Verification Pending	0	.00
TOTAL	15	100	

RECAP			
	Northern County with highest number convictions	Calhoun	3
	Central County with highest number convictions	Madison	3
	Southern County with highest number convictions	Forrest	3
	Northern Counties with lowest number convictions	Chickasaw, Sunflower	1
	Central Counties with lowest number convictions	Hinds	1
Southern Counties with lowest number convictions	Jackson	1	



INMATE RELEASES




Youthful Offenders Primary Offenses

OFFENSES	MALE	FEMALE	TOTAL	%
Burglary	5	0	5	33.33
Possession of Drugs	1	0	1	6.67
Robbery	1	0	1	6.67
Violent	5	0	5	33.33
Property	3	0	3	20.00
TOTAL	15	0	15	100.00

MALE					
OFFENSES	BLACK	WHITE	HISPANIC	OTHER	TOTAL
Burglary	5	0	0	0	5
Possession of Drugs	1	0	0	0	1
Robbery	1	0	0	0	1
Violent	4	1	0	0	5
Property	3	0	0	0	3
TOTAL	14	1	0	0	15

FEMALE					
OFFENSES	BLACK	WHITE	HISPANIC	OTHER	TOTAL
Burglary	0	0	0	0	0
Possession of Drugs	0	0	0	0	0
Robbery	0	0	0	0	0
Violent	0	0	0	0	0
Property	0	0	0	0	0
TOTAL	0	0	0	0	0

Offenders Age 50 and Older



Inmate Releases



INMATE RELEASES



Offenders Age 50 and Older General Characteristics

GENDER	MALE		FEMALE		TOTAL
	557		67		624
RACE	MALE	FEMALE		TOTAL	%
White	226	37		263	42.15
Black	326	30		356	57.05
Hispanic	3	0		3	.48
Other	2	0		2	.32
AGE	MALE	FEMALE		TOTAL	%
50 - 55	333	44		377	60.42
56 - 60	131	15		146	23.40
61 - 65	59	7		66	10.58
66 - 70	18	0		18	2.88
71 - 75	10	1		11	1.76
76 - 80	3	0		3	.48
80+	3	0		3	.48
OFFENSE	MALE	FEMALE		TOTAL	%
Property	198	30		228	36.54
Possession of Drugs	106	17		123	19.71
Sale of Drugs	68	13		81	12.98
Sex Offense	61	0		61	9.78
Burglary	47	0		47	7.53
Homicide/Manslaughter	32	3		35	5.61
Violent	29	4		33	5.29
Robbery	16	0		16	2.56



INMATE RELEASES



Offenders Age 50 and Older General Characteristics

OFFENSE	AVERAGE SENTENCE LENGTH IN YEARS		
Homicide/Manslaughter		32.94	
Robbery		18.50	
Sex Offense		13.51	
Burglary		9.23	
Sale of Drugs		8.21	
Violent		7.27	
Possession of Drugs		3.89	
Property		3.81	

OFFENSE	AVERAGE AGE AT TIME OF OFFENSE		
Property		53.72	
Possession of Drugs		52.52	
Sex Offense		52.30	
Sale of Drugs		51.54	
Violent		50.99	
Burglary		49.65	
Homicide/Manslaughter		49.22	
Robbery		46.62	



INMATE RELEASES



Offenders Age 50 and Older County of Conviction

	Northern Counties			Southern Counties		
	COUNTY	OFFENDERS	%	COUNTY	OFFENDERS	%
	Alcorn	7	1.12	Montgomery	7	1.12
	Attala	7	1.12	Panola	6	.96
	Benton	1	.16	Pontotoc	11	1.76
	Bolivar	9	1.44	Prentiss	5	.80
	Calhoun	7	1.12	Quitman	2	.32
	Carroll	3	.48	Sunflower	5	.80
	Chickasaw	10	1.60	Tallahatchie	3	.48
	Choctaw	2	.32	Tate	6	.96
	Coahoma	6	.96	Tippah	7	1.12
	Desoto	20	3.21	Tishomingo	2	.32
	Grenada	8	1.28	Tunica	7	1.12
	Itawamba	2	.32	Union	14	2.24
	Lafayette	10	1.60	Washington	6	.96
	Lee	24	3.85	Webster	1	.16
	Leflore	6	.96	Winston	5	.80
	Marshall	13	2.08	Yalobusha	1	.16
	Monroe	8	1.28	TOTAL	231	37.02

	Central Counties			Eastern Counties		
	COUNTY	OFFENDERS	%	COUNTY	OFFENDERS	%
	Adams	3	.48	Lincoln	3	.48
	Amite	4	.64	Madison	11	1.76
	Claiborne	0	.00	Pike	17	2.72
	Copiah	5	.80	Rankin	22	3.53
	Franklin	0	.00	Sharkey	0	.00
	Hinds	32	5.13	Walthall	1	.16
	Holmes	3	.48	Warren	6	.96
	Humphreys	0	.00	Wilkinson	1	.16
	Issaquena	0	.00	Yazoo	3	.48
	Jefferson	1	.16	TOTAL	112	17.95



INMATE RELEASES



Offenders Age 50 and Older County of Conviction

	COUNTY	OFFENDERS	%	COUNTY	OFFENDERS	%	
	Southern Counties	Clarke	3	.48	Lawrence	3	.48
Clay		11	1.76	Leake	5	.80	
Covington		1	.16	Lowndes	18	2.88	
Forrest		17	2.72	Marion	9	1.44	
George		5	.80	Neshoba	8	1.28	
Greene		2	.32	Newton	5	.80	
Hancock		3	.48	Noxubee	0	.00	
Harrison		67	10.74	Oktibbeha	11	1.76	
Jackson		19	3.04	Pearl River	13	2.08	
Jasper		4	.64	Perry	0	.00	
Jeff Davis		1	.16	Scott	8	1.28	
Jones		8	1.28	Simpson	3	.48	
Kemper		3	.48	Smith	0	.00	
Lamar		3	.48	Stone	8	1.28	
Lauderdale		31	4.97	Wayne	5	.80	
					TOTAL	274	43.91

	NUMBER	%	
TOTAL	Northern	231	37.02
	Central	112	17.95
	Southern	274	43.91
	Verification Pending	7	1.12
	TOTAL	624	100.00

RECAP	Northern County with highest number convictions	Lee	24
	Central County with highest number convictions	Hinds	32
	Southern County with highest number convictions	Harrison	67
	Northern Counties with lowest number convictions	Benton, Webster, Yalobusha	1
	Central Counties with lowest number convictions	Jefferson, Walthall, Wilkinson	1
	Southern Counties with lowest number convictions	Covington, Jefferson Davis	1



INMATE RELEASES



Offenders Age 50 and Older Primary Offenses

OFFENSES	MALE	FEMALE	TOTAL	%
Burglary	47	0	47	7.53
Homicide/Manslaughter	32	3	35	5.61
Property	198	30	228	36.54
Possession of Drugs	106	17	123	19.71
Robbery	16	0	16	2.56
Sale of Drugs	68	13	81	12.98
Sex Offenses	61	0	61	9.78
Violent	29	4	33	5.29
TOTAL	557	67	624	100.00

MALE					
OFFENSES	BLACK	WHITE	HISPANIC	OTHER	TOTAL
Burglary	31	16	0	0	47
Homicide/Manslaughter	15	17	0	0	32
Property	114	82	0	2	198
Possession of Drugs	57	48	1	0	106
Robbery	14	2	0	0	16
Sale of Drugs	55	13	0	0	68
Sex Offenses	23	36	2	0	61
Violent	17	12	0	0	29
TOTAL	326	226	3	2	557

FEMALE					
OFFENSES	BLACK	WHITE	HISPANIC	OTHER	TOTAL
Burglary	0	0	0	0	0
Homicide/Manslaughter	1	2	0	0	3
Property	13	17	0	0	30
Possession of Drugs	4	13	0	0	17
Robbery	0	0	0	0	0
Sale of Drugs	10	3	0	0	13
Sex Offenses	0	0	0	0	0
Violent	2	2	0	0	4
TOTAL	30	37	0	0	67

